

2013 RCC - BOYS

Meet Results







Mar 1-3, 2013

Page: 1
Printed: 3/1/2013 11:19:00 AM

Men / 4 / 6

Session: 1

Judge's Signatures

Rank	Num	Name	Gym							AA
1	4113	Nathan Whitaker	VEGA	Diff: 0.800	0.400	0.800	0.200	0.700	1.200	
				Exec: 9.800	9.600	9.500	9.600	9.700	9.500	
				ND:						
				Final: 10.600	10.000	10.300	9.800	10.400	10.700	61.800
				Place: 2	1	2	2*	1	1	1
2	4131	Wyatt Sarsland	Westside Gymnastics	Diff: 1.300	0.200	1.500	0.200	1.000	1.200	
				Exec: 9.500	9.300	9.800	9.700	9.000	8.900	
				ND:						
				Final: 10.800	9.500	11.300	9.900	10.000	10.100	61.600
				Place: 1	2	1	1	2	2	2
3	4140	Brandon Taliaferro	Westside Gymnastics	Diff: 0.200	0.200	0.600	0.200	0.100	0.100	
				Exec: 8.600	8.200	9.000	9.200	7.600	7.900	
				ND:						
				Final: 8.800	8.400	9.600	9.400	7.700	8.000	51.900
				Place: 3	3	3	4	4	3	3
4	4001	Justin Watkins	Athletic Edge	Diff: 0.100	0.100	0.100	0.200	0.100	0.500	
				Exec: 8.200	7.300	9.100	9.600	7.900	7.400	
				ND:						
				Final: 8.300	7.400	9.200	9.800	8.000	7.900	50.600
				Place: 4	4	4	3*	3	4	4

2013 RCC - BOYS

Meet Results







Mar 1-3, 2013

Page: 1
Printed: 3/1/2013 11:19:09 AM

Men / 4 / 7

Session: 1

Judge's Signatures

Rank	Num	Name	Gym							AA
1	4109	Ian Davis	VEGA	Diff: 1.300	1.200	1.700	0.100	1.400	1.200	
				Exec: 9.500	9.300	9.800	9.100	9.200	9.700	
				ND:						
				Final: 10.800	10.500	11.500	9.200	10.600	10.900	63.500
				Place: 1	3	1	17*	3T	2	1
2	4108	Alex Vogs	OMEGA	Diff: 0.300	1.400	1.300	0.400	0.900	1.200	
				Exec: 9.700	9.700	9.600	9.800	9.500	9.400	
				ND:						
				Final: 10.000	11.100	10.900	10.200	10.400	10.600	63.200
				Place: 5	1	3	1T	5	4T	2
3	4105	Michael Strigul	OMEGA	Diff: 0.600	1.400	1.000	0.300	0.800	1.100	
				Exec: 9.300	9.500	9.800	9.700	9.800	9.500	
				ND:						
				Final: 9.900	10.900	10.800	10.000	10.600	10.600	62.800
				Place: 7T	2	4	5*	2T	3T	3
4	4050	Christopher Xanthos	Oregon Gymnastics	Diff: 0.900	0.800	1.400	0.100	1.200	1.300	
				Exec: 9.600	8.600	9.900	9.500	9.500	9.700	
				ND:						
				Final: 10.500	9.400	11.300	9.600	10.700	11.000	62.500
				Place: 2	6	2	8T	1	1	4
5	4016	Zachary Dollar	Metro Gymnastics	Diff: 0.800	0.300	1.100	0.500	1.200	1.000	
				Exec: 9.500	9.400	9.400	9.500	9.000	9.100	
				ND:						
				Final: 10.300	9.700	10.500	10.000	10.200	10.100	60.800
				Place: 3T	5T	6T	6T	6	5	5
6	4106	Quincy Toney	OMEGA	Diff: 0.200	0.200	0.600	0.300	0.700	1.000	
				Exec: 9.300	9.500	9.200	9.700	9.400	8.800	
				ND:						
				Final: 9.500	9.700	9.800	10.000	10.100	9.800	58.900
				Place: 9	4T	14	4*	7T	7T	6
7	4044	Constantine Nikitin	Oregon Gymnastics	Diff: 1.000	0.200	1.300	0.800	0.400	0.500	
				Exec: 9.300	8.600	9.200	8.800	9.400	8.900	
				ND:						
				Final: 10.300	8.800	10.500	9.600	9.800	9.400	58.400
				Place: 4T	8T	8*	13*	9	11T	7
8	4107	Nicholas Wittig	OMEGA	Diff: 0.200	0.200	0.800	0.800	0.800	0.500	
				Exec: 9.700	8.400	9.400	8.800	9.700	9.000	
				ND:						
				Final: 9.900	8.600	10.200	9.600	10.500	9.500	58.300
				Place: 6T	10T	9	11*	4	9T	8
9	4139	Mason King	Westside Gymnastics	Diff: 0.200	0.200	1.000	0.200	0.900	1.100	
				Exec: 9.000	8.300	9.000	9.800	9.200	8.600	
				ND:						
				Final: 9.200	8.500	10.000	10.000	10.100	9.700	57.500
				Place: 11	13T	13	3T	8T	8	9
10	4040	Trent Davis	Oregon Gymnastics	Diff: 1.000	0.100	1.300	0.800	0.400	0.700	
				Exec: 8.300	8.500	9.400	8.800	9.000	9.100	
				ND:						
				Final: 9.300	8.600	10.700	9.600	9.400	9.800	57.400
				Place: 10	9T	5	12*	10T	6T	10

2013 RCC - BOYS







Meet Results

Mar 1-3, 2013

Page: 2
Printed: 3/1/2013 11:19:09 AM

Men / 4 / 7

Session: 1

Rank	Num	Name	Gym							AA
11	4047	Jason Putnam	Oregon Gymnastics	Diff: 0.100	0.100	1.300	0.600	0.300	1.000	
				Exec: 8.900	8.000	9.200	9.600	8.800	8.500	
				ND:						
				Final: 9.000	8.100	10.500	10.200	9.100	9.500	56.400
				Place: 12	14	7*	2T	13*	10T	11
12	4041	Gabrel Hartvigsen	Oregon Gymnastics	Diff: 1.000	0.100	0.800	0.200	0.600	0.500	
				Exec: 8.900	8.400	9.300	9.200	8.300	8.000	
				ND:						
				Final: 9.900	8.500	10.100	9.400	8.900	8.500	55.300
				Place: 8T	12*	11T	15*	14	13	12
13	4051	Dominic Bauer	Precision Elite	Diff: 0.100	0.100	1.200	0.400	0.200	1.200	
				Exec: 8.300	8.700	8.900	9.400	8.200	8.200	
				ND:						
				Final: 8.400	8.800	10.100	9.800	8.400	9.400	54.900
				Place: 15	7T	12T	7	16	12T	13
14	4043	Coltin Moeller	Oregon Gymnastics	Diff: 1.000	0.100	1.000	0.200	0.700	0.700	
				Exec: 7.000	8.400	8.300	9.200	8.700	7.100	
				ND:						
				Final: 8.000	8.500	9.300	9.400	9.400	7.800	52.400
				Place: 16	11*	15	14*	11T	15	14
15	4142	Jack Doyle	Westside Gymnastics	Diff: 0.200	0.100	0.700	0.100	0.300	0.100	
				Exec: 8.300	7.900	9.400	9.100	8.800	7.000	
				ND:						
				Final: 8.500	8.000	10.100	9.200	9.100	7.100	52.000
				Place: 14	15	10T	16*	12*	16	15
16	4133	Ryan Mellinger	Westside Gymnastics	Diff: 0.100	0.200	1.100	0.300	0.400	0.500	
				Exec: 8.700	7.700	7.500	9.300	8.100	7.500	
				ND:						
				Final: 8.800	7.900	8.600	9.600	8.500	8.000	51.400
				Place: 13	17T	16	9T	15	14	16
17	4144	Keaton Honberger	Westside Gymnastics	Diff: 0.100	0.100	0.500	0.800	0.100	0.100	
				Exec: 7.400	7.800	8.000	8.800	7.800	6.700	
				ND:						
				Final: 7.500	7.900	8.500	9.600	7.900	6.800	48.200
				Place: 17	16T	17	10*	17	17	17

2013 RCC - BOYS

Meet Results







Mar 1-3, 2013

Page: 1
Printed: 3/1/2013 11:19:20 AM

Men / 4 / 8

Session: 1

Judge's Signatures

Rank	Num	Name	Gym							AA
1	4128	Nathan Ciobanu	Naydenov	Diff: 0.900	1.200	1.500	0.300	1.200	1.400	
				Exec: 9.800	9.300	9.800	9.700	9.900	9.700	
				ND:						
				Final: 10.700	10.500	11.300	10.000	11.100	11.100	64.700
				Place: 3	5	1	4*	2	2	1
2	4111	Evan Stice	VEGA	Diff: 1.300	1.400	1.500	0.200	1.400	1.400	
				Exec: 9.500	9.600	9.600	9.200	9.100	9.900	
				ND:						
				Final: 10.800	11.000	11.100	9.400	10.500	11.300	64.100
				Place: 2T	1	2	11*	6	1	2
3	4101	Xan Heimbegner	OMEGA	Diff: 0.700	1.300	0.600	0.200	1.500	1.000	
				Exec: 9.500	9.600	9.400	9.500	9.700	9.400	
				ND:						
				Final: 10.200	10.900	10.000	9.700	11.200	10.400	62.400
				Place: 4	2	8T	10	1	5T	3
4T	4110	Zachary Murray	VEGA	Diff: 1.100	1.300	1.300	0.600	1.400	1.100	
				Exec: 8.900	9.400	9.300	8.600	9.200	9.200	
				ND:						
				Final: 10.000	10.700	10.600	9.200	10.600	10.300	61.400
				Place: 8T	4	3	14T	5	7	4T
5T	4049	Kazuto Shiojima	Oregon Gymnastics	Diff: 0.700	0.700	1.100	0.200	0.800	1.200	
				Exec: 9.300	9.300	9.200	9.800	9.600	9.500	
				ND:						
				Final: 10.000	10.000	10.300	10.000	10.400	10.700	61.400
				Place: 7T	6	5T	3T	7	3	5T
6	4103	Grant O'Connor	OMEGA	Diff: 0.300	1.400	0.800	0.100	0.900	1.200	
				Exec: 9.400	9.400	9.500	9.100	9.300	9.400	
				ND:						
				Final: 9.700	10.800	10.300	9.200	10.200	10.600	60.800
				Place: 9	3	4T	13T	9	4	6
7	4112	Edison Twyman	VEGA	Diff: 1.000	0.200	1.300	0.200	1.400	1.000	
				Exec: 9.100	9.000	9.000	9.700	9.300	9.200	
				ND:						
				Final: 10.100	9.200	10.300	9.900	10.700	10.200	60.400
				Place: 5	9*	6T	7*	4	8T	7
8	4130	Nicholas Nides	Naydenov	Diff: 0.100	0.200	0.700	0.300	0.800	1.100	
				Exec: 9.200	9.600	8.700	9.800	9.500	9.100	
				ND:						
				Final: 9.300	9.800	9.400	10.100	10.300	10.200	59.100
				Place: 11	7	13	1T	8	9T	8
9	4042	Nate Levinson	Oregon Gymnastics	Diff: 0.100	0.200	0.600	0.200	1.400	1.200	
				Exec: 9.300	8.600	9.300	9.200	9.500	9.200	
				ND:						
				Final: 9.400	8.800	9.900	9.400	10.900	10.400	58.800
				Place: 10	10	10	12*	3	6T	9
10	4002	Max Wolf Sawyer	Athletic Edge	Diff: 1.000	0.100	0.300	0.400	0.400	0.500	
				Exec: 9.800	7.200	9.500	9.700	9.700	8.900	
				ND:						
				Final: 10.800	7.300	9.800	10.100	10.100	9.400	57.500
				Place: 1T	15	11	2T	10	11	10

2013 RCC - BOYS







Meet Results

Mar 1-3, 2013

Page: 2
Printed: 3/1/2013 11:19:20 AM

Men / 4 / 8

Session: 1

Rank	Num	Name	Gym							AA
11	4157	Abram Harrel	Metro Gymnastics	Diff: 0.200 Exec: 9.800 ND: _____ Final: 10.000 Place: 6T	Diff: 0.200 Exec: 9.000 ND: _____ Final: 9.200 Place: 8*	Diff: 0.800 Exec: 9.300 ND: _____ Final: 10.100 Place: 7	Diff: 0.300 Exec: 8.300 ND: _____ Final: 8.600 Place: 15	Diff: 1.400 Exec: 8.600 ND: _____ Final: 10.000 Place: 11	Diff: 0.200 Exec: 8.400 ND: _____ Final: 8.600 Place: 13	56.500 11
12	4141	Zach Fredericks	Westside Gymnastics	Diff: 0.200 Exec: 8.700 ND: _____ Final: 8.900 Place: 13T	Diff: 0.200 Exec: 8.200 ND: _____ Final: 8.400 Place: 13*	Diff: 0.500 Exec: 9.000 ND: _____ Final: 9.500 Place: 12	Diff: 0.400 Exec: 9.400 ND: _____ Final: 9.800 Place: 9	Diff: 0.900 Exec: 9.000 ND: _____ Final: 9.900 Place: 12	Diff: 0.100 Exec: 8.800 ND: _____ Final: 8.900 Place: 12	55.400 12
13	4143	Alex Gold	Westside Gymnastics	Diff: 0.100 Exec: 8.800 ND: _____ Final: 8.900 Place: 12T	Diff: 0.100 Exec: 8.500 ND: _____ Final: 8.600 Place: 11T	Diff: 1.000 Exec: 9.000 ND: _____ Final: 10.000 Place: 9T	Diff: 0.100 Exec: 9.800 ND: _____ Final: 9.900 Place: 6T	Diff: 0.900 Exec: 8.800 ND: _____ Final: 9.700 Place: 13	Diff: 0.500 Exec: 7.700 ND: _____ Final: 8.200 Place: 14	55.300 13
14	4134	Kohl Weichbrodt	Westside Gymnastics	Diff: 0.500 Exec: 8.100 ND: _____ Final: 8.600 Place: 14	Diff: 0.200 Exec: 8.200 ND: _____ Final: 8.400 Place: 14*	Diff: 1.000 Exec: 8.200 ND: _____ Final: 9.200 Place: 14	Diff: 0.200 Exec: 9.700 ND: _____ Final: 9.900 Place: 8*	Diff: 0.400 Exec: 8.700 ND: _____ Final: 9.100 Place: 15	Diff: 0.700 Exec: 8.800 ND: _____ Final: 9.500 Place: 10	54.700 14
15	4018	Jake Turner	Metro Gymnastics	Diff: 0.100 Exec: 8.100 ND: _____ Final: 8.200 Place: 15	Diff: 0.200 Exec: 8.400 ND: _____ Final: 8.600 Place: 12T	Diff: 0.100 Exec: 8.900 ND: _____ Final: 9.000 Place: 15	Diff: 0.300 Exec: 9.700 ND: _____ Final: 10.000 Place: 5*	Diff: 0.900 Exec: 8.500 ND: _____ Final: 9.400 Place: 14	Diff: 0.500 Exec: 7.500 ND: _____ Final: 8.000 Place: 15	53.200 15

2013 RCC - BOYS

Meet Results







Mar 1-3, 2013

Page: 1
Printed: 3/1/2013 11:19:31 AM

Men / 4 / 9

Session: 1

Judge's Signatures

Rank	Num	Name	Gym							AA
1	4102	Austin Monroe	OMEGA	Diff: 0.700	1.400	0.500	0.700	0.700	1.200	
				Exec: 9.940	9.500	9.000	8.700	9.500	9.200	
				ND:						
				Final: 10.640	10.900	9.500	9.400	10.200	10.400	61.040
				Place: 1	1	10	6	2T	3	1
2	4048	Brendan Shaw	Oregon Gymnastics	Diff: 0.600	1.200	1.200	0.400	0.900	1.200	
				Exec: 8.900	8.300	9.400	9.400	9.600	9.400	
				ND:						
				Final: 9.500	9.500	10.600	9.800	10.500	10.600	60.500
				Place: 7	4T	2	5*	1	2	2
3	4129	Jake Radtke	Naydenov	Diff: 0.700	0.200	1.300	0.500	0.900	0.500	
				Exec: 9.200	9.300	9.600	9.500	9.100	9.400	
				ND:						
				Final: 9.900	9.500	10.900	10.000	10.000	9.900	60.200
				Place: 5T	3T	1	2	5	5T	3
4	4037	Gabe McFerran	NGTC	Diff: 0.800	0.200	1.200	0.400	0.600	1.300	
				Exec: 9.700	8.700	9.200	9.800	8.500	9.500	
				ND:						
				Final: 10.500	8.900	10.400	10.200	9.100	10.800	59.900
				Place: 2	7	5	1	8	1	4
5	4045	Aidan O'Brien	Oregon Gymnastics	Diff: 0.800	0.200	1.000	0.100	1.400	1.200	
				Exec: 9.100	8.500	9.500	9.100	8.800	9.100	
				ND:						
				Final: 9.900	8.700	10.500	9.200	10.200	10.300	58.800
				Place: 6T	8	3T	7	3T	4	5
6	4053	Devon Forsberg	Precision Elite	Diff: 0.800	0.500	1.200	0.400	0.700	1.200	
				Exec: 9.500	8.500	9.300	8.400	9.400	8.700	
				ND:						
				Final: 10.300	9.000	10.500	8.800	10.100	9.900	58.600
				Place: 4T	6	4T	9T	4	6T	6
7	4104	Andrew Simer	OMEGA	Diff: 0.200	0.400	0.600	0.400	0.400	1.000	
				Exec: 8.500	9.200	9.100	9.400	9.000	8.800	
				ND:						
				Final: 8.700	9.600	9.700	9.800	9.400	9.800	57.000
				Place: 8	2	9	4*	7	7	7
8	4036	Magnus Hardisty	NGTC	Diff: 0.700	0.100	0.700	0.200	0.700	0.200	
				Exec: 9.600	7.300	9.300	9.700	9.100	9.100	
				ND:						
				Final: 10.300	7.400	10.000	9.900	9.800	9.300	56.700
				Place: 3T	10	7T	3	6	8	8
9	4052	Finnigan Hidalgo	Precision Elite	Diff: 0.200	0.200	1.300	0.100	0.700	0.500	
				Exec: 8.400	9.200	8.900	8.900	7.800	8.500	
				ND:						
				Final: 8.600	9.400	10.200	9.000	8.500	9.000	54.700
				Place: 9	5	6	8	10	9	9
10	4015	Ben Becker	Metro Gymnastics	Diff: 0.100	0.100	0.800	0.900	0.400	0.100	
				Exec: 8.300	8.100	9.200	7.900	8.500	7.200	
				ND:						
				Final: 8.400	8.200	10.000	8.800	8.900	7.300	51.600
				Place: 10	9	8T	10T	9	10	10

2013 RCC - BOYS

Meet Results







Mar 1-3, 2013

Page: 1
Printed: 3/1/2013 11:19:42 AM

Men / 4 / 10

Session: 1

Judge's Signatures

Rank	Num	Name	Gym							AA
1	4038	Benjamin Grosscup	NGTC	Diff: 0.600	0.800	1.300	0.100	1.400	1.000	
				Exec: 9.300	9.500	9.200	9.500	8.200	9.400	
				ND: _____	_____	_____	_____	_____	_____	
				Final: 9.900	10.300	10.500	9.600	9.600	10.400	60.300
				Place: 1	1	1	3	1	1	1
2	4046	Connor O'Brien	Oregon Gymnastics	Diff: 0.200	0.200	0.800	0.600	0.400	0.200	
				Exec: 8.800	8.800	9.100	8.600	8.500	9.500	
				ND: _____	_____	_____	_____	_____	_____	
				Final: 9.000	9.000	9.900	9.200	8.900	9.700	55.700
				Place: 2	2	2	4	4	2	2
3	4138	Jackson Saefke	Westside Gymnastics	Diff: 0.200	0.200	0.500	0.500	0.900	0.500	
				Exec: 7.500	8.100	8.900	9.500	8.600	7.900	
				ND: _____	_____	_____	_____	_____	_____	
				Final: 7.700	8.300	9.400	10.000	9.500	8.400	53.300
				Place: 4	4	3	1	2	3	3
4	4155	Oscar Darrow	Westside Gymnastics	Diff: 0.700	0.100	0.200	0.200	0.700	0.700	
				Exec: 7.900	8.700	8.900	9.600	8.700	6.700	
				ND: _____	_____	_____	_____	_____	_____	
				Final: 8.600	8.800	9.100	9.800	9.400	7.400	53.100
				Place: 3	3	4	2	3	4	4

2013 RCC - BOYS

Meet Results







Mar 1-3, 2013

Page: 1
Printed: 3/1/2013 11:19:50 AM

Men / 4 / 11+

Session: 1

Judge's Signatures

Rank	Num	Name	Gym							AA
1	4000	Elijah Leutwyler	Athletic Edge	Diff: 1.600	0.200	1.500	0.400	1.500	1.100	
				Exec: 9.700	9.000	9.700	9.800	9.800	9.600	
				ND:						
				Final: 11.300	9.200	11.200	10.200	11.300	10.700	63.900
				Place: 1	2	1	1	1	1	1
2	4137	Pedro Aleman	Westside Gymnastics	Diff: 0.900	0.200	1.300	0.300	1.400	0.100	
				Exec: 9.100	9.100	9.200	9.800	8.800	7.700	
				ND:						
				Final: 10.000	9.300	10.500	10.100	10.200	7.800	57.900
				Place: 2	1	2	2	2	2	2

2013 RCC - BOYS







Team Results

Mar 1-3, 2013

Page: 1
Printed: 3/1/2013 11:18:50 AM

Men / 4 / All Ages

Session: 1

Rank	Gym	Team	Score						
1	VEGA	*	191.500	32.200 1	32.200 2	33.200 1	29.100 7	31.900 3	32.900 1
	4111	Evan Stice		10.800	11.000	11.100	9.400		11.300
	4109	Ian Davis		10.800	10.500	11.500		10.600	10.900
	4113	Nathan Whitaker		10.600			9.800		10.700
	4110	Zachary Murray			10.700	10.600		10.600	
	4112	Edison Twyman					9.900	10.700	
2	OMEGA	*	190.040	30.840 2	32.900 1	32.000 3	30.200 1	32.300 1	31.800 3
	4102	Austin Monroe		10.640					
	4101	Xan Heimbegner		10.200	10.900			11.200	
	4108	Alex Vogs		10.000	11.100	10.900	10.200		10.600
	4105	Michael Strigul			10.900	10.800	10.000	10.600	10.600
	4103	Grant O'Connor				10.300			10.600
	4106	Quincy Toney					10.000		
	4107	Nicholas Wittig						10.500	
3	Oregon Gymnastics	*	186.700	30.800 3	28.900 4	32.600 2	30.000 5	32.100 2	32.300 2
	4050	Christopher Xanthos		10.500	9.400	11.300		10.700	11.000
	4044	Constantine Nikitin		10.300					
	4049	Kazuto Shiojima		10.000	10.000		10.000		10.700
	4048	Brendan Shaw			9.500	10.600	9.800	10.500	10.600
	4040	Trent Davis				10.700			
	4047	Jason Putnam					10.200		
	4042	Nate Levinson						10.900	
4	Naydenov	*	184.000	29.900 7	29.800 3	31.600 5	30.100 2T	31.400 4	31.200 4
	4128	Nathan Ciobanu		10.700	10.500	11.300	10.000	11.100	11.100
	4129	Jake Radtke		9.900	9.500	10.900	10.000	10.000	9.900
	4130	Nicholas Nides		9.300	9.800	9.400	10.100	10.300	10.200
5	Westside Gymnastics	*	179.200	30.000 6	27.600 5	31.900 4	30.100 3T	30.300 5	29.300 6
	4131	Wyatt Sarsland		10.800	9.500	11.300		10.000	10.100
	4137	Pedro Aleman		10.000	9.300	10.500	10.100	10.200	
	4139	Mason King		9.200			10.000	10.100	9.700
	4155	Oscar Darrow			8.800				
	4142	Jack Doyle				10.100			
	4138	Jackson Saefke					10.000		
	4134	Kohl Weichbrodt							9.500

2013 RCC - BOYS







Team Results

Mar 1-3, 2013

Page: 2
Printed: 3/1/2013 11:18:50 AM

Men / 4 / All Ages

Session: 1

Rank	Gym	Team	Score						
6	NGTC	*	176.900	30.700 4	26.600 8	30.900 6	29.700 6	28.500 8	30.500 5
	4037	Gabe McFerran		10.500	8.900	10.400	10.200	9.100	10.800
	4036	Magnus Hardisty		10.300	7.400	10.000	9.900	9.800	9.300
	4038	Benjamin Grosscup		9.900	10.300	10.500	9.600	9.600	10.400
7	Athletic Edge	*	172.000	30.400 5	23.900 9	30.200 9	30.100 4T	29.400 7	28.000 8
	4000	Elijah Leutwyler		11.300	9.200	11.200	10.200	11.300	10.700
	4002	Max Wolf Sawyer		10.800	7.300	9.800	10.100	10.100	9.400
	4001	Justin Watkins		8.300	7.400	9.200	9.800	8.000	7.900
8	Metro Gymnastics	*	171.900	28.700 8	27.500 6	30.600 8	28.800 8	29.600 6	26.700 9
	4016	Zachary Dollar		10.300	9.700	10.500	10.000	10.200	10.100
	4157	Abram Harrel		10.000	9.200	10.100		10.000	8.600
	4015	Ben Becker		8.400		10.000	8.800		
	4018	Jake Turner			8.600		10.000	9.400	8.000
9	Precision Elite	*	168.200	27.300 9	27.200 7	30.800 7	27.600 9	27.000 9	28.300 7
	4053	Devon Forsberg		10.300	9.000	10.500	8.800	10.100	9.900
	4052	Finnigan Hidalgo		8.600	9.400	10.200	9.000	8.500	9.000
	4051	Dominic Bauer		8.400	8.800	10.100	9.800	8.400	9.400