

2013 RCC - BOYS

Meet Results







Mar 1-3, 2013

Page: 1
Printed: 3/1/2013 2:06:00 PM

Men / 4 / 6

Session: 2

Judge's Signatures

Rank	Num	Name	Gym							AA
1	4147	Chase Tully	Westside Gymnastics	Diff: 1.300	0.200	1.500	0.200	0.900	1.200	
				Exec: 9.100	8.800	9.600	9.700	9.500	9.000	
				ND:						
				Final: 10.400	9.000	11.100	9.900	10.400	10.200	61.000
				Place: 1	3T	2	2	1	2	1
2	4090	Hunter Hancock	USGA	Diff: 0.500	0.200	1.500	0.100	0.800	1.200	
				Exec: 9.000	8.900	9.300	9.500	9.200	9.100	
				ND:						
				Final: 9.500	9.100	10.800	9.600	10.000	10.300	59.300
				Place: 3	2	3	4*	3	1	2
3	4151	Oskar Sanchez	Westside Gymnastics	Diff: 0.100	0.200	1.600	0.500	0.800	0.700	
				Exec: 7.600	8.400	9.700	9.900	9.300	9.400	
				ND:						
				Final: 7.700	8.600	11.300	10.400	10.100	10.100	58.200
				Place: 9	5	1	1	2	3	3
4	4032	Samuel Stephenson	National Academy	Diff: 0.900	0.300	1.300	0.100	1.200	1.200	
				Exec: 8.800	9.200	9.300	8.600	8.500	7.500	
				ND:						
				Final: 9.700	9.500	10.600	8.700	9.700	8.700	56.900
				Place: 2	1	4	9	4	5	4
5	4034	Auzy Cacioppi	National Academy	Diff: 0.800	0.100	1.200	0.100	0.300	1.200	
				Exec: 8.300	8.100	9.100	9.200	8.100	8.200	
				ND:						
				Final: 9.100	8.200	10.300	9.300	8.400	9.400	54.700
				Place: 5	6T	5	5*	8	4	5
6	4033	Cody Pinkham	National Academy	Diff: 0.600	0.300	1.300	0.100	0.300	1.200	
				Exec: 8.200	8.700	8.900	9.200	8.800	6.700	
				ND:						
				Final: 8.800	9.000	10.200	9.300	9.100	7.900	54.300
				Place: 6	4T	6	6*	5	8	6
7	4150	Cooper Rodriguez	Westside Gymnastics	Diff: 0.300	0.200	0.700	0.100	0.200	0.200	
				Exec: 9.100	8.000	9.400	9.500	8.300	8.100	
				ND:						
				Final: 9.400	8.200	10.100	9.600	8.500	8.300	54.100
				Place: 4	8*	7	3*	7	7	7
8	4149	Jacoby Briles	Westside Gymnastics	Diff: 0.100	0.100	1.000	0.100	0.100	0.100	
				Exec: 7.700	7.400	8.300	9.000	8.700	8.400	
				ND:						
				Final: 7.800	7.500	9.300	9.100	8.800	8.500	51.000
				Place: 8	9	9	7	6	6	8
9	4152	Owen Fleming	Westside Gymnastics	Diff: 0.100	0.200	0.500	0.100	0.100	0.100	
				Exec: 7.900	8.000	9.200	8.800	6.500	6.700	
				ND:						
				Final: 8.000	8.200	9.700	8.900	6.600	6.800	48.200
				Place: 7	7*	8	8	9	9	9

2013 RCC - BOYS

Meet Results







Mar 1-3, 2013

Page: 1
Printed: 3/1/2013 2:06:08 PM

Men / 4 / 7

Session: 2

Judge's Signatures

Rank	Num	Name	Gym							AA
1	4087	Braydon Yoder	Black Hills	Diff: 1.500 Exec: 9.700 ND: _____ Final: 11.200 Place: 1	1.600 9.800 _____ 11.400 1	1.600 9.800 _____ 11.400 1	0.100 9.500 _____ 9.600 4*	1.400 9.800 _____ 11.200 1*	1.300 9.800 _____ 11.100 1	65.900 1
2	4084	Jacob Simpson	Black Hills	Diff: 1.300 Exec: 9.800 ND: _____ Final: 11.100 Place: 2	0.800 9.400 _____ 10.200 3	1.400 9.300 _____ 10.700 4	0.300 9.700 _____ 10.000 2	1.400 9.800 _____ 11.200 2*	1.000 9.200 _____ 10.200 3	63.400 2
3	4021	Mannuel Hilario	Metropolitan	Diff: 0.300 Exec: 9.800 ND: _____ Final: 10.100 Place: 3	1.200 9.300 _____ 10.500 2	1.400 9.700 _____ 11.100 2	0.100 9.300 _____ 9.400 8*	0.900 9.700 _____ 10.600 3	1.400 9.300 _____ 10.700 2	62.400 3
4	4200	Jonah Tongco	Metropolitan	Diff: 0.200 Exec: 9.100 ND: _____ Final: 9.300 Place: 5	0.200 9.400 _____ 9.600 4	1.400 9.500 _____ 10.900 3	0.500 9.800 _____ 10.300 1	0.900 9.600 _____ 10.500 4	0.500 9.000 _____ 9.500 5	60.100 4
5	4026	Cesar Zarate-Juarez	Metropolitan	Diff: 0.300 Exec: 9.100 ND: _____ Final: 9.400 Place: 4	0.200 9.200 _____ 9.400 5	0.800 8.700 _____ 9.500 8	0.100 9.300 _____ 9.400 7*	0.200 8.700 _____ 8.900 6	0.700 9.200 _____ 9.900 4	56.500 5
6	4148	Andrew Martyn	Westside Gymnastics	Diff: 0.200 Exec: 8.900 ND: _____ Final: 9.100 Place: 6T	0.100 8.300 _____ 8.400 6	1.300 9.300 _____ 10.600 5	0.100 9.500 _____ 9.600 3*	0.300 9.200 _____ 9.500 5	0.200 8.900 _____ 9.100 6	56.300 6
7	4146	Kirin Nontavarnit	Westside Gymnastics	Diff: 0.300 Exec: 8.800 ND: _____ Final: 9.100 Place: 7T	0.100 8.200 _____ 8.300 7	0.700 9.500 _____ 10.200 6	0.200 9.400 _____ 9.600 5T	0.100 8.500 _____ 8.600 7	0.100 8.600 _____ 8.700 7	54.500 7
8	4079	Brady McNutt	Black Hills	Diff: 0.200 Exec: 7.900 ND: _____ Final: 8.100 Place: 8	0.200 7.800 _____ 8.000 8	1.300 8.700 _____ 10.000 7	0.100 9.300 _____ 9.400 6*	0.100 8.000 _____ 8.100 8	1.000 7.400 _____ 8.400 8	52.000 8

2013 RCC - BOYS

Meet Results







Mar 1-3, 2013

Page: 1
Printed: 3/1/2013 2:06:18 PM

Men / 4 / 8

Session: 2

Judge's Signatures

Rank	Num	Name	Gym							AA
1	4027	Caleb Reese	National Academy	Diff: 1.500	0.400	1.500	0.100	0.900	1.200	
				Exec: 9.700	9.500	9.500	9.600	9.500	9.300	
				ND:						
				Final: 11.200	9.900	11.000	9.700	10.400	10.500	62.700
				Place: 1	1	2T	5	2	4	1
2	4055	Ryan Johnston	U Sports	Diff: 1.400	0.300	1.500	0.200	0.800	1.200	
				Exec: 9.400	9.200	9.300	9.600	9.100	9.500	
				ND:						
				Final: 10.800	9.500	10.800	9.800	9.900	10.700	61.500
				Place: 2	4T	4T	4T	5	2*	2
3	4057	Max Medley	U Sports	Diff: 1.300	0.300	0.900	0.100	0.600	1.200	
				Exec: 9.400	8.500	9.700	9.400	9.500	9.400	
				ND:						
				Final: 10.700	8.800	10.600	9.500	10.100	10.600	60.300
				Place: 3	8T	5	7	3T	3	3
4	4091	Riley Riscili	USGA	Diff: 0.100	0.300	0.900	0.100	1.300	1.400	
				Exec: 9.400	9.500	9.400	9.700	9.200	8.700	
				ND:						
				Final: 9.500	9.800	10.300	9.800	10.500	10.100	60.000
				Place: 7	2	6	3T	1	6	4
5	4029	Marcus Turner	National Academy	Diff: 0.800	0.200	1.400	0.100	0.900	1.200	
				Exec: 9.000	8.800	9.600	9.500	9.200	9.100	
				ND:						
				Final: 9.800	9.000	11.000	9.600	10.100	10.300	59.800
				Place: 5	6	1T	6	4T	5	5
6	4078	Alec McNutt	Black Hills	Diff: 0.300	0.200	1.300	0.400	0.200	1.100	
				Exec: 9.300	8.600	9.500	9.800	9.400	8.900	
				ND:						
				Final: 9.600	8.800	10.800	10.200	9.600	10.000	59.000
				Place: 6	7T	3T	1	6	7	6
7	4085	Michael Sposito	Black Hills	Diff: 0.400	0.200	0.700	0.300	1.400	1.200	
				Exec: 9.500	9.300	9.500	9.800	6.000	9.500	
				ND:						
				Final: 9.900	9.500	10.200	10.100	7.400	10.700	57.800
				Place: 4	3T	7	2	9	1*	7
8T	4071	John Byerly	Black Hills	Diff: 0.300	0.200	0.500	0.100	0.200	0.100	
				Exec: 8.600	9.200	8.200	8.300	8.600	7.300	
				ND:						
				Final: 8.900	9.400	8.700	8.400	8.800	7.400	51.600
				Place: 8	5	9	9	8	9	8T
9T	4054	Gavin Johnston	U Sports	Diff: 0.100	0.100	0.100	0.100	0.300	0.700	
				Exec: 8.400	7.400	9.100	8.900	8.600	7.800	
				ND:						
				Final: 8.500	7.500	9.200	9.000	8.900	8.500	51.600
				Place: 9	9	8	8	7	8	9T

2013 RCC - BOYS

Meet Results







Mar 1-3, 2013

Page: 1
Printed: 3/1/2013 2:06:31 PM

Men / 4 / 9

Session: 2

Judge's Signatures

Rank	Num	Name	Gym							AA
1	4080	Caleb Morris	Black Hills	Diff: 1.200	0.400	1.300	0.100	1.400	1.300	
				Exec: 9.600	9.700	9.400	9.500	9.600	9.600	
				ND:						
				Final: 10.800	10.100	10.700	9.600	11.000	10.900	63.100
				Place: 2	2	3T	3	2*	2T	1
2	4086	Keaton Sundem	Black Hills	Diff: 0.400	0.900	0.900	0.100	1.400	1.200	
				Exec: 9.300	9.800	9.600	9.700	9.600	9.100	
				ND:						
				Final: 9.700	10.700	10.500	9.800	11.000	10.300	62.000
				Place: 4	1	5	1	1*	3	2
3	4073	Galen Henriquez	Black Hills	Diff: 0.900	0.200	1.000	0.100	0.700	1.200	
				Exec: 9.600	9.500	9.700	9.200	9.500	9.700	
				ND:						
				Final: 10.500	9.700	10.700	9.300	10.200	10.900	61.300
				Place: 3	5	2T	5	6	1T	3
4	4031	Jacob Kuningger	National Academy	Diff: 1.500	0.300	1.300	0.100	1.000	1.200	
				Exec: 9.600	9.600	9.300	8.400	9.900	8.600	
				ND:						
				Final: 11.100	9.900	10.600	8.500	10.900	9.800	60.800
				Place: 1	4	4	7	3	4	4
5	4072	Evan Goodrich	Black Hills	Diff: 0.300	0.400	0.600	0.100	1.400	0.700	
				Exec: 8.400	9.600	9.200	9.600	9.300	9.000	
				ND:			0.000			
				Final: 8.700	10.000	9.800	9.700	10.700	9.700	58.600
				Place: 7	3	7	2	4	5	5
6	4076	Jimmy Longino	Black Hills	Diff: 0.300	0.300	0.800	0.100	1.000	0.100	
				Exec: 9.200	9.200	9.400	9.400	9.500	9.000	
				ND:						
				Final: 9.500	9.500	10.200	9.500	10.500	9.100	58.300
				Place: 5	6	6	4	5	7	6
7	4022	Judah Moen	Metropolitan	Diff: 0.200	0.300	1.400	0.100	0.500	0.200	
				Exec: 8.600	8.500	9.600	9.000	9.600	9.100	
				ND:						
				Final: 8.800	8.800	11.000	9.100	10.100	9.300	57.100
				Place: 6	7	1	6	7	6	7

2013 RCC - BOYS

Meet Results







Mar 1-3, 2013

Page: 1
Printed: 3/1/2013 2:06:45 PM

Men / 4 / 10

Session: 2

Judge's Signatures

Rank	Num	Name	Gym							AA
1	4082	Dylan Opperman	Black Hills	Diff: 0.500	1.600	1.600	0.100	1.400	1.300	
				Exec: 9.800	9.800	9.700	9.400	9.800	9.700	
				ND:						
				Final: 10.300	11.400	11.300	9.500	11.200	11.000	64.700
				Place: 1	1	1	3	2	1	1
2	4074	Piyachat Hirunadulvit	Black Hills	Diff: 0.300	0.100	1.300	0.100	1.500	0.500	
				Exec: 9.300	9.200	9.300	9.600	9.900	9.200	
				ND:						
				Final: 9.600	9.300	10.600	9.700	11.400	9.700	60.300
				Place: 3	3	2	1	1	3	2
3	4056	Bode Kissel	U Sports	Diff: 0.400	0.300	0.700	0.100	1.200	0.700	
				Exec: 9.400	9.300	9.600	9.300	9.400	9.400	
				ND:						
				Final: 9.800	9.600	10.300	9.400	10.600	10.100	59.800
				Place: 2	2	3	4	3	2	3
4	4127	Jack Whited	Danik	Diff: 0.300	0.200	0.800	0.100	0.400	0.200	
				Exec: 8.500	8.600	9.000	9.500	9.000	8.500	
				ND:						
				Final: 8.800	8.800	9.800	9.600	9.400	8.700	55.100
				Place: 4	4	4	2	4	4	4

2013 RCC - BOYS

Meet Results







Mar 1-3, 2013

Page: 1
Printed: 3/1/2013 2:06:55 PM

Men / 4 / 11+

Session: 2

Judge's Signatures

Rank	Num	Name	Gym							AA
1	4077	Nicolas Malinowski	Black Hills	Diff: 1.000 Exec: 9.700 ND: _____ Final: 10.700 Place: 2	0.400 9.800 _____ 10.200 2*	1.300 9.500 _____ 10.800 1T	0.300 9.800 _____ 10.100 2	1.400 9.800 _____ 11.200 1	1.200 9.800 _____ 11.000 2T	64.000 1
2	4035	Dylan Eberle	National Academy	Diff: 1.100 Exec: 9.700 ND: _____ Final: 10.800 Place: 1	0.300 8.600 _____ 8.900 4	0.900 9.600 _____ 10.500 3	0.500 9.800 _____ 10.300 1	0.900 9.800 _____ 10.700 2	1.100 9.900 _____ 11.000 1T	62.200 2
3	4028	Desmond Turner	National Academy	Diff: 0.900 Exec: 9.500 ND: _____ Final: 10.400 Place: 3	0.800 9.000 _____ 9.800 3	1.400 9.400 _____ 10.800 2T	0.200 9.700 _____ 9.900 4	0.900 8.700 _____ 9.600 4	1.200 9.300 _____ 10.500 3	61.000 3
4	4081	Christian Myers	Black Hills	Diff: 0.300 Exec: 9.200 ND: _____ Final: 9.500 Place: 5	0.400 9.800 _____ 10.200 1*	0.800 9.300 _____ 10.100 5	0.200 9.800 _____ 10.000 3	0.600 8.900 _____ 9.500 5	0.700 9.000 _____ 9.700 4	59.000 4
5	4075	Adam Knell	Black Hills	Diff: 0.300 Exec: 9.600 ND: _____ Final: 9.900 Place: 4	0.300 8.500 _____ 8.800 5	0.800 9.500 _____ 10.300 4	0.100 9.400 _____ 9.500 5	0.800 9.300 _____ 10.100 3	0.200 9.400 _____ 9.600 5	58.200 5

2013 RCC - BOYS

Team Results







Mar 1-3, 2013

Page: 1

Printed: 3/1/2013 2:05:50 PM

Men / 4 / All Ages

Session: 2

Rank	Gym	Team	Score						
1	Black Hills	*	197.400	33.100 1T	33.500 1	33.500 1	30.400 1	33.800 1	33.100 1
	4087	Braydon Yoder		11.200	11.400	11.400		11.200	11.100
	4084	Jacob Simpson		11.100					
	4080	Caleb Morris		10.800					
	4082	Dylan Opperman			11.400	11.300		11.200	11.000
	4086	Keaton Sundem			10.700				
	4077	Nicolas Malinowski				10.800	10.100		11.000
	4078	Alec McNutt					10.200		
	4085	Michael Sposito					10.100		
	4074	Piyachat Hirunadulvit						11.400	
2	National Academy	*	189.400	33.100 2T	29.600 2	32.800 4	29.900 2T	32.000 2	32.000 2
	4027	Caleb Reese		11.200	9.900	11.000	9.700	10.400	10.500
	4031	Jacob Kuninger		11.100	9.900			10.900	
	4035	Dylan Eberle		10.800			10.300	10.700	11.000
	4028	Desmond Turner			9.800	10.800	9.900		10.500
	4029	Marcus Turner				11.000			
3	Metropolitan	*	181.700	28.800 5	29.500 3	33.000 2T	29.100 4	31.200 3	30.100 4
	4021	Mannuel Hilario		10.100	10.500	11.100	9.400	10.600	10.700
	4026	Cesar Zarate-Juarez		9.400	9.400		9.400		9.900
	4200	Jonah Tongco		9.300	9.600	10.900	10.300	10.500	9.500
	4022	Judah Moen				11.000		10.100	
4	U Sports	*	181.600	31.300 3	27.900 4	31.700 5	28.700 5	30.600 4	31.400 3
	4055	Ryan Johnston		10.800	9.500	10.800	9.800	9.900	10.700
	4057	Max Medley		10.700	8.800	10.600	9.500	10.100	10.600
	4056	Bode Kissel		9.800	9.600	10.300	9.400	10.600	10.100
5	Westside Gymnastics	*	177.200	28.900 4	26.000 5	33.000 3T	29.900 3T	30.000 5	29.400 5
	4147	Chase Tully		10.400	9.000	11.100	9.900	10.400	10.200
	4150	Cooper Rodriguez		9.400					
	4148	Andrew Martyn		9.100	8.400	10.600	9.600	9.500	9.100
	4151	Oskar Sanchez			8.600	11.300	10.400	10.100	10.100
6	USGA	*	119.300	19.000 6	18.900 6	21.100 6	19.400 6	20.500 6	20.400 6
	4091	Riley Riscili		9.500	9.800	10.300	9.800	10.500	10.100
	4090	Hunter Hancock		9.500	9.100	10.800	9.600	10.000	10.300

2013 RCC - BOYS







Team Results

Mar 1-3, 2013

Page: 2
Printed: 3/1/2013 2:05:51 PM

Men / 4 / All Ages

Session: 2

Rank	Gym	Team	Score						
7	Danik	*	55.100	8.800 7	8.800 7	9.800 7	9.600 7	9.400 7	8.700 7
	4127 Jack Whited			8.800	8.800	9.800	9.600	9.400	8.700