

2013 RCC - BOYS

Meet Results







Mar 1-3, 2013

Page: 1
Printed: 3/1/2013 5:33:41 PM

Men / 4 / 6

Session: 3

Judge's Signatures

Rank	Num	Name	Gym							AA
1	4007	Carter Jones	Eastside Gymnastics	Diff: 0.600	0.200	1.300	0.100	1.200	1.100	
				Exec: 8.300	9.300	9.300	9.400	9.400	9.600	
				ND:						
				Final: 8.900	9.500	10.600	9.500	10.600	10.700	59.800
				Place: 3	1	1	1	2T	1	1
2	4121	Jaeland Leman	Dynamic Gymnastics	Diff: 0.500	0.200	0.700	0.100	1.200	1.000	
				Exec: 9.000	8.200	9.300	8.900	8.500	8.400	
				ND:						
				Final: 9.500	8.400	10.000	9.000	9.700	9.400	56.000
				Place: 2	2	3	6	5	3	2
3	4154	Ethan Peterson	Dynamic Gymnastics	Diff: 0.600	0.100	0.700	0.100	0.400	1.200	
				Exec: 9.200	7.800	8.600	9.000	9.600	8.400	
				ND:						
				Final: 9.800	7.900	9.300	9.100	10.000	9.600	55.700
				Place: 1	3T	4	5	3	2	3
4	4115	Judah Hirschman	Cascade Elite	Diff: 0.200	0.100	1.000	0.100	0.900	1.200	
				Exec: 7.900	7.200	8.100	8.400	9.700	8.100	
				ND:						
				Final: 8.100	7.300	9.100	8.500	10.600	9.300	52.900
				Place: 5	6	6T	8	1T	4	4
5	4116	Ben Berger	Cascade Elite	Diff: 0.100	0.100	1.300	0.100	0.900	1.000	
				Exec: 7.000	7.500	9.200	9.200	9.000	7.300	
				ND:						
				Final: 7.100	7.600	10.500	9.300	9.900	8.300	52.700
				Place: 6	5	2	3	4	7	5
6	4123	Mathew Kim	Gem State Gymnastics	Diff: 0.100	0.100	0.200	0.100	0.100	0.700	
				Exec: 8.200	6.900	8.900	9.300	7.300	7.800	
				ND:						
				Final: 8.300	7.000	9.100	9.400	7.400	8.500	49.700
				Place: 4	7	5T	2	8	5	6
7	4300	Alex Johnson	Gem State Gymnastics	Diff: 0.100	0.100	0.200	0.100	0.500	0.500	
				Exec: 6.800	6.800	7.700	9.100	8.700	7.900	
				ND:						
				Final: 6.900	6.900	7.900	9.200	9.200	8.400	48.500
				Place: 7*	8	7	4	7	6	7
8	4066	Matt Logston	Mid Columbia	Diff: 0.100	0.200	0.100	0.100	0.400	0.200	
				Exec: 6.800	7.700	7.700	8.600	9.000	7.100	
				ND:						
				Final: 6.900	7.900	7.800	8.700	9.400	7.300	48.000
				Place: 8*	4T	8	7	6	8	8

2013 RCC - BOYS

Meet Results







Mar 1-3, 2013

Page: 1
Printed: 3/1/2013 5:33:53 PM

Men / 4 / 7

Session: 3

Judge's Signatures

Rank	Num	Name	Gym							AA
1	4097	Shay Meseck-Schick	Seattle Gymnastics	Diff: 0.200	0.200	0.700	0.200	0.700	1.300	
				Exec: 9.000	9.100	9.600	9.600	9.100	9.300	
				ND:						
				Final: 9.200	9.300	10.300	9.800	9.800	10.600	59.000
				Place: 3*	3	4	2*	5*	2	1
2	4156	Michael Kanahale	Southern Oregon Gym	Diff: 0.700	1.000	1.200	0.100	1.400	1.200	
				Exec: 8.200	8.700	9.500	9.100	8.800	8.900	
				ND:						
				Final: 8.900	9.700	10.700	9.200	10.200	10.100	58.800
				Place: 6	2	1	7*	3	4	2
3	4114	Patrick Barrett	Cascade Elite	Diff: 0.700	1.200	1.200	0.100	0.400	1.300	
				Exec: 8.500	9.300	8.900	9.400	9.000	8.200	
				ND:						
				Final: 9.200	10.500	10.100	9.500	9.400	9.500	58.200
				Place: 4T	1	5T	3T	11	7	3
4T	4058	Max Bispham	Bainbridge Island	Diff: 1.200	0.200	1.300	0.200	0.700	1.200	
				Exec: 8.600	8.300	8.800	9.300	9.100	8.200	
				ND:						
				Final: 9.800	8.500	10.100	9.500	9.800	9.400	57.100
				Place: 1	6*	6T	4T	6*	8	4T
5T	4100	Brennan Voss	Seattle Gymnastics	Diff: 0.800	0.100	1.200	0.100	0.400	1.100	
				Exec: 8.300	8.600	9.200	8.900	9.700	8.700	
				ND:						
				Final: 9.100	8.700	10.400	9.000	10.100	9.800	57.100
				Place: 5	4	3	10	4	6	5T
6	4003	David Adams	Eastside Gymnastics	Diff: 0.100	0.100	1.200	0.100	0.700	1.300	
				Exec: 8.500	7.500	9.300	9.300	8.900	9.400	
				ND:						
				Final: 8.600	7.600	10.500	9.400	9.600	10.700	56.400
				Place: 8*	9	2	5	8	1	6
7	4126	Will Taplin	Gem State Gymnastics	Diff: 0.100	0.100	0.300	0.200	1.200	1.200	
				Exec: 8.500	7.400	9.700	9.600	8.500	9.000	
				ND:						
				Final: 8.600	7.500	10.000	9.800	9.700	10.200	55.800
				Place: 7*	10*	7	1*	7	3	7
8	4124	Indy McCarter	Gem State Gymnastics	Diff: 0.200	0.200	0.700	0.100	0.900	0.200	
				Exec: 9.000	8.300	9.200	8.700	8.600	8.800	
				ND:						
				Final: 9.200	8.500	9.900	8.800	9.500	9.000	54.900
				Place: 2*	5*	8*	12	10T	9T	8
9	4059	Tommy Goodham	Bainbridge Island	Diff: 0.200	0.100	0.700	0.100	1.400	1.000	
				Exec: 8.300	7.600	9.200	9.100	9.500	7.600	
				ND:						
				Final: 8.500	7.700	9.900	9.200	10.900	8.600	54.800
				Place: 10T	8*	10*	8*	1	11	9
10	4094	Maxim Kiianitsa	Seattle Gymnastics	Diff: 0.100	0.100	0.500	0.100	0.400	1.200	
				Exec: 8.400	7.400	9.200	9.100	9.100	8.700	
				ND:						
				Final: 8.500	7.500	9.700	9.200	9.500	9.900	54.300
				Place: 9T	11*	12	9*	9T	5	10

2013 RCC - BOYS







Meet Results

Mar 1-3, 2013

Page: 2
Printed: 3/1/2013 5:33:54 PM

Men / 4 / 7

Session: 3

Rank	Num	Name	Gym							AA
11	4098	Campbell Muth	Seattle Gymnastics	Diff: 0.200	0.100	0.700	0.100	0.900	1.000	
				Exec: 6.500	7.600	9.200	9.100	9.400	8.000	
				ND: _____	_____	_____	_____	_____	_____	
				Final: 6.700	7.700	9.900	9.200	10.300	9.000	52.800
				Place: 12	7*	9*	6*	2	10T	11
12	4118	Matt Tang	Cascade Elite	Diff: 0.200	0.100	1.000	0.100	0.200	0.500	
				Exec: 7.500	7.300	8.800	8.800	9.000	6.600	
				ND: _____	_____	_____	_____	_____	_____	
				Final: 7.700	7.400	9.800	8.900	9.200	7.100	50.100
				Place: 11	12	11	11	12	13	12
13	4093	Finn Jacobsen	Seattle Gymnastics	Diff: 0.100	0.100	0.700	0.100	0.200	0.700	
				Exec: 5.100	6.000	8.800	7.900	8.100	6.900	
				ND: _____	_____	_____	_____	_____	_____	
				Final: 5.200	6.100	9.500	8.000	8.300	7.600	44.700
				Place: 13	14	13	13	13	12	13
14	4064	Ty Patrick	Mid Columbia	Diff: 0.100	0.100	0.500	0.100	0.200	0.200	
				Exec: 4.400	6.600	7.600	7.700	6.400	6.100	
				ND: _____	_____	_____	_____	_____	_____	
				Final: 4.500	6.700	8.100	7.800	6.600	6.300	40.000
				Place: 14	13	14	14	14	14	14

2013 RCC - BOYS

Meet Results







Mar 1-3, 2013

Page: 1
Printed: 3/1/2013 5:34:00 PM

Men / 4 / 8

Session: 3

Judge's Signatures

Rank	Num	Name	Gym							AA
1	4119	Matteo Sialer	Cascade Elite	Diff: 0.200	0.200	1.200	0.100	1.400	1.400	
				Exec: 8.200	9.300	9.000	8.600	9.600	9.500	
				ND:						
				Final: 8.400	9.500	10.200	8.700	11.000	10.900	58.700
				Place: 4	1	1*	6	1	1	1
2T	4063	Leo Uyekawa	Bainbridge Island	Diff: 0.100	0.100	1.200	0.200	0.900	1.300	
				Exec: 8.100	8.600	9.000	9.700	8.800	7.700	
				ND:						
				Final: 8.200	8.700	10.200	9.900	9.700	9.000	55.700
				Place: 5	3	2*	1	5	4	2T
3T	4069	Christian Penick	Mid Columbia	Diff: 0.500	0.200	0.700	0.100	1.000	0.700	
				Exec: 8.600	8.100	9.400	8.900	9.000	8.500	
				ND:						
				Final: 9.100	8.300	10.100	9.000	10.000	9.200	55.700
				Place: 1	4	3	4*	4	3	3T
4	4062	Owen Scheer	Bainbridge Island	Diff: 0.500	0.500	1.000	0.100	0.200	1.000	
				Exec: 8.200	8.600	8.600	9.500	8.500	8.500	
				ND:						
				Final: 8.700	9.100	9.600	9.600	8.700	9.500	55.200
				Place: 2	2	5	2	7	2	4
5	4013	Braydon Schwendtke	Eastside Gymnastics	Diff: 0.100	0.100	1.100	0.100	0.900	0.700	
				Exec: 8.500	7.200	8.800	9.200	9.600	7.400	
				ND:						
				Final: 8.600	7.300	9.900	9.300	10.500	8.100	53.700
				Place: 3	6	4	3	3*	7	5
6	4012	Nico Sayed	Eastside Gymnastics	Diff: 0.100	0.100	1.000	0.100	0.600	0.500	
				Exec: 6.100	7.800	8.200	8.900	9.000	8.200	
				ND:						
				Final: 6.200	7.900	9.200	9.000	9.600	8.700	50.600
				Place: 7	5	6	5*	6	5	6
7	4070	Lane Braaten	Mid Columbia	Diff: 0.500	0.100	0.500	0.100	0.900	0.100	
				Exec: 7.000	7.100	8.200	7.900	9.600	8.400	
				ND:						
				Final: 7.500	7.200	8.700	8.000	10.500	8.500	50.400
				Place: 6	7	7	7	2*	6	7

2013 RCC - BOYS

Meet Results







Mar 1-3, 2013

Page: 1
Printed: 3/1/2013 5:34:12 PM

Men / 4 / 9

Session: 3

Judge's Signatures

Rank	Num	Name	Gym							AA
1	4092	Solomon Dowidar	Seattle Gymnastics	Diff: 1.500	0.700	1.100	0.300	1.000	1.300	
				Exec: 9.400	9.400	9.500	9.800	9.600	9.100	
				ND:						
				Final: 10.900	10.100	10.600	10.100	10.600	10.400	62.700
				Place: 1	1	2	1	2T	2	1
2	4006	Oleg Ianchenko	Eastside Gymnastics	Diff: 0.300	0.100	1.200	0.100	0.900	0.500	
				Exec: 9.100	9.400	9.700	9.300	9.700	8.900	
				ND:						
				Final: 9.400	9.500	10.900	9.400	10.600	9.400	59.200
				Place: 2	3	1	2	1T	6	2
3	4004	Soren Callo	Eastside Gymnastics	Diff: 0.900	0.100	0.900	0.100	0.700	1.300	
				Exec: 8.300	8.000	9.300	9.200	9.200	9.300	
				ND:						
				Final: 9.200	8.100	10.200	9.300	9.900	10.600	57.300
				Place: 4	6	3	3	5T	1	3
4	4096	Mason McVey	Seattle Gymnastics	Diff: 0.100	1.000	0.700	0.100	0.900	0.700	
				Exec: 9.200	9.000	8.900	9.000	8.900	8.300	
				ND:						
				Final: 9.300	10.000	9.600	9.100	9.800	9.000	56.800
				Place: 3	2	6	4	7	7	4
5	4008	Alex Knafla	Eastside Gymnastics	Diff: 0.400	0.100	0.700	0.100	0.700	1.200	
				Exec: 8.500	6.600	9.400	8.900	9.400	8.900	
				ND:						
				Final: 8.900	6.700	10.100	9.000	10.100	10.100	54.900
				Place: 5	7	4	5	4	4T	5
6	4061	Josiah McDaniel	Bainbridge Island	Diff: 0.400	0.200	0.700	0.100	1.200	1.300	
				Exec: 7.600	8.500	8.700	8.500	8.700	8.800	
				ND:						
				Final: 8.000	8.700	9.400	8.600	9.900	10.100	54.700
				Place: 6	5T	7	6	6T	5T	6
7	4009	Tim Koklic	Eastside Gymnastics	Diff: 0.100	0.100	0.700	0.100	0.800	1.200	
				Exec: 7.000	8.600	9.000	8.200	9.600	9.000	
				ND:						
				Final: 7.100	8.700	9.700	8.300	10.400	10.200	54.400
				Place: 7	4T	5	7	3	3	7

2013 RCC - BOYS

Meet Results







Mar 1-3, 2013

Page: 1
Printed: 3/1/2013 5:34:18 PM

Men / 4 / 10

Session: 3

Judge's Signatures

Rank	Num	Name	Gym							AA
1	4122	Trevor Hartnett	Gem State Gymnastics	Diff: 1.500	0.200	0.900	0.200	0.900	1.200	
				Exec: 9.400	9.400	9.700	9.700	10.000	9.300	
				ND:						
				Final: 10.900	9.600	10.600	9.900	10.900	10.500	62.400
				Place: 1	1	1	2	1	2	1
2	4060	Kiernan Liberman	Bainbridge Island	Diff: 0.800	0.100	0.700	0.100	0.200	1.300	
				Exec: 8.000	9.200	9.300	8.400	8.500	9.300	
				ND:						
				Final: 8.800	9.300	10.000	8.500	8.700	10.600	55.900
				Place: 3	2	2	4	4	1	2
3	4153	Heikki Ashby	Southern Oregon Gym	Diff: 0.500	0.200	0.500	0.300	0.200	1.200	
				Exec: 7.900	8.100	9.100	9.900	8.600	8.400	
				ND:						
				Final: 8.400	8.300	9.600	10.200	8.800	9.600	54.900
				Place: 4	3	3	1	3	3	3
4	4005	Ben Clark	Eastside Gymnastics	Diff: 0.200	0.100	0.100	0.100	0.200	0.700	
				Exec: 8.800	6.900	9.200	9.500	9.500	8.800	
				ND:						
				Final: 9.000	7.000	9.300	9.600	9.700	9.500	54.100
				Place: 2	4	4	3	2	4	4

2013 RCC - BOYS

Meet Results







Mar 1-3, 2013

Page: 1
Printed: 3/1/2013 5:34:23 PM

Men / 4 / 11+

Session: 3

Judge's Signatures

Rank	Num	Name	Gym							AA
1	4067	Brian Meier	Mid Columbia	Diff: 0.100	0.100	0.800	0.100	0.200	0.100	
				Exec: 8.900	8.500	9.400	9.100	9.600	9.000	
				ND:						
				Final: 9.000	8.600	10.200	9.200	9.800	9.100	55.900
				Place: 1	1	1	1	1	1	1
2T	4065	Danner Hamilton	Mid Columbia	Diff: 0.100	0.100	0.500	0.100	0.200	1.200	
				Exec: 6.100	7.600	8.600	8.100	8.500	7.000	
				ND:						
				Final: 6.200	7.700	9.100	8.200	8.700	8.200	48.100
				Place: 3	3	2	3	2	3T	2T
3T	4125	Will Domerese	Gem State Gymnastics	Diff: 0.100	0.200	0.100	0.100	0.200	0.100	
				Exec: 7.000	7.900	8.200	8.600	7.500	8.100	
				ND:						
				Final: 7.100	8.100	8.300	8.700	7.700	8.200	48.100
				Place: 2	2	3	2	3	2T	3T

2013 RCC - BOYS







Team Results

Mar 1-3, 2013

Page: 1
Printed: 3/1/2013 5:33:29 PM

Men / 4 / All Ages







Session: 3

Rank	Gym	Team	Score						
1	Seattle Gymnastics	*	181.100	29.400 1	29.400 1	31.300 2	29.100 1T	31.000 3	30.900 2
	4092	Solomon Dowidar		10.900	10.100	10.600	10.100	10.600	10.400
	4096	Mason McVey		9.300	10.000				
	4097	Shay Meseck-Schick		9.200	9.300	10.300	9.800		10.600
	4100	Brennan Voss				10.400		10.100	
	4094	Maxim Kiianitsa					9.200		9.900
	4098	Campbell Muth						10.300	
2	Eastside Gymnastics	*	179.500	27.600 3	27.700 2	32.000 1	28.500 4	31.700 1	32.000 1
	4006	Oleg Ianchenko		9.400	9.500	10.900	9.400	10.600	
	4004	Soren Callo		9.200					10.600
	4005	Ben Clark		9.000			9.600		
	4007	Carter Jones			9.500	10.600	9.500	10.600	10.700
	4009	Tim Koklic			8.700				
	4003	David Adams				10.500			10.700
	4013	Braydon Schwendtke						10.500	
3	Bainbridge Island	*	174.500	27.300 4	27.100 4	30.300 5	29.000 3	30.600 4	30.200 3
	4058	Max Bispham		9.800		10.100	9.500	9.800	
	4060	Kiernan Liberman		8.800	9.300	10.000			10.600
	4062	Owen Scheer		8.700	9.100		9.600		9.500
	4063	Leo Uyekawa			8.700	10.200	9.900		
	4059	Tommy Goodham						10.900	
	4061	Josiah McDaniel						9.900	10.100
4	Gem State Gymnastics	*	174.300	28.700 2	26.200 5	30.500 4	29.100 2T	30.100 6	29.700 4T
	4122	Trevor Hartnett		10.900	9.600	10.600	9.900	10.900	10.500
	4124	Indy McCarter		9.200	8.500	9.900		9.500	9.000
	4126	Will Taplin		8.600		10.000	9.800	9.700	10.200
	4125	Will Domerese			8.100				
	4123	Mathew Kim					9.400		
5	Cascade Elite	*	173.000	25.700 5	27.600 3	30.800 3	27.700 5	31.500 2	29.700 5T
	4114	Patrick Barrett		9.200	10.500	10.100	9.500		9.500
	4119	Matteo Sialer		8.400	9.500	10.200		11.000	10.900
	4115	Judah Hirschman		8.100				10.600	9.300
	4116	Ben Berger			7.600	10.500	9.300	9.900	
	4118	Matt Tang					8.900		

2013 RCC - BOYS

Team Results

Mar 1-3, 2013

Rank	Gym	Team	Score						
6	Mid Columbia	*	163.800	25.600	24.800	29.400	26.900	30.300	26.800
				6	6	6	6	5	6
	4069	Christian Penick		9.100	8.300	10.100	9.000	10.000	9.200
	4067	Brian Meier		9.000	8.600	10.200	9.200	9.800	9.100
	4070	Lane Braaten		7.500				10.500	8.500
	4066	Matt Logston			7.900		8.700		
	4065	Danner Hamilton				9.100			
7	Southern Oregon Gym	*	113.700	17.300	18.000	20.300	19.400	19.000	19.700
				8	7	7	7	8	7
	4156	Michael Kanahela		8.900	9.700	10.700	9.200	10.200	10.100
	4153	Heikki Ashby		8.400	8.300	9.600	10.200	8.800	9.600
8	Dynamic Gymnastics	*	111.700	19.300	16.300	19.300	18.100	19.700	19.000
				7	8	8	8	7	8
	4154	Ethan Peterson		9.800	7.900	9.300	9.100	10.000	9.600
	4121	Jaeland Leman		9.500	8.400	10.000	9.000	9.700	9.400