

2013 RCC - BOYS

Meet Results







Mar 1-3, 2013

Page: 1
Printed: 3/2/2013 10:43:05 AM

Men / 6 / 8

Session: 5

Judge's Signatures

Rank	Num	Name	Gym							AA
1	6112	Christian McGinnis	Metropolitan	10.100 1	11.300 1	11.400 1	9.600 1	10.100 1	11.000 1	63.500 1

2013 RCC - BOYS

Meet Results







Mar 1-3, 2013

Page: 1
Printed: 3/2/2013 10:43:09 AM

Men / 6 / 9

Session: 5

Judge's Signatures

Rank	Num	Name	Gym							AA
1	6029	Seth Rabacal	National Academy	10.700 2	11.800 1	11.300 1T	10.200 1	10.800 1T	9.900 1	64.700 1
2	6026	Malakai Gaines	National Academy	10.600 3	11.600 2	11.300 2T	9.400 5	10.800 2T	8.400 5	62.100 2
3	6009	Adam Wolfe	MAC Gymnastics	11.100 1	8.300 3T	10.700 3	9.700 2T	10.000 4	9.200 4	59.000 3
4	6043	Karson Forster	Precision Elite	8.800 5	7.600 5	9.300 5T	9.700 3T	10.700 3	9.400 2	55.500 4
5	6032	Andrew Balzer	Oregon Gymnastics	9.000 4	8.300 4T	9.300 6T	9.200 6	9.400 6	9.300 3	54.500 5
6	6023	Cole Shelly	Metropolitan	7.300 6	5.100 6	9.500 4	9.500 4	9.500 5	7.000 6	47.900 6

2013 RCC - BOYS

Meet Results







Mar 1-3, 2013

Page: 1
Printed: 3/2/2013 10:43:13 AM

Men / 6 / 10

Session: 5

Judge's Signatures

Rank	Num	Name	Gym							AA
1	6035	Christopher Lambert	Oregon Gymnastics	10.700 1	11.400 2	10.800 1T	9.900 2T	10.900 1	9.700 1T	63.400 1
2	6025	Kyle Davis	National Academy	9.200 7	11.600 1	9.700 7T	9.800 6T	10.000 5	9.100 3	59.400 2
3T	6040	Aaron Xanthos	Oregon Gymnastics	10.500 2	9.600 5	10.800 2T	9.700 8*	9.800 6	7.600 10	58.000 3T
4T	6024	Bryan Skinner	Metropolitan	9.500 5	10.700 3	9.600 9T	9.700 9*	9.700 7T	8.800 5T	58.000 4T
5	6019	Grant Hamilton	Metropolitan	9.600 4	9.100 6	10.000 6	9.900 3T	10.300 3	8.600 7	57.500 5
6	6074	Michael McCarthy	Avant Coeur	9.300 6	10.100 4	9.700 8T	9.700 10T	9.700 8T	8.300 9	56.800 6
7	6031	Tyler Anderson	Oregon Gymnastics	10.200 3	8.200 11	10.300 5	9.900 4T	9.400 10	8.500 8	56.500 7
8	6021	Anton Miles	Metropolitan	7.500 10	9.000 7T	10.700 3T	9.900 5T	10.200 4	9.000 4	56.300 8
9	6067	Ethan DeLisle	VEGA	8.200 8T	9.000 8T	9.600 10T	9.600 11	9.500 9	9.700 2T	55.600 9
10	6073	Jackson Scherr	Avant Coeur	7.300 11	9.000 9T	10.700 4T	10.100 1	10.800 2	6.600 11	54.500 10
11	6042	Keanu Nguyen	Precision Elite	8.200 9T	8.700 10	9.600 11T	9.800 7T	9.000 11	8.800 6T	54.100 11

2013 RCC - BOYS

Meet Results







Mar 1-3, 2013

Page: 1
Printed: 3/2/2013 10:43:17 AM

Men / 6 / 11+

Session: 5

Judge's Signatures

Rank	Num	Name	Gym							AA
1	6041	Anthony Xanthos	Oregon Gymnastics	10.200 1	10.500 4	10.900 1T	9.600 14T	10.000 1T	10.300 2	61.500 1
2	6039	Sheldon Vacek	Oregon Gymnastics	9.800 2T	9.300 9	10.200 5	9.700 9T	9.800 3	10.400 1	59.200 2
3	6027	Dylan Hopper	National Academy	9.800 3T	11.500 1	8.900 13T	9.900 5T	9.300 10T	9.600 4	59.000 3
4	6028	Henry Parette	National Academy	9.100 6T	11.000 2	10.000 7	9.700 10T	9.700 4T	9.100 5	58.600 4
5	6038	Jacob Small	Oregon Gymnastics	8.600 8T	8.600 13	10.800 3	9.800 7T	9.300 11T	10.100 3	57.200 5
6	6000	Nate Jacobson	Acrovision	9.100 7T	9.800 5	9.800 8	9.500 17T	9.700 5T	8.900 6	56.800 6
7	6030	Cameron Willet	National Academy	9.200 4T	10.700 3	9.200 12	9.700 11T	9.400 9	8.400 11T	56.600 7
8	6044	Zach Cross	Precision Elite	8.600 9T	9.400 7T	10.100 6	10.100 1T	10.000 2T	8.000 17	56.200 8
9	6036	Joshua Longacre	Oregon Gymnastics	8.300 11T	9.700 6	9.700 9T	9.300 20	9.700 6T	8.700 8T	55.400 9
10	6083	James Reynolds	Naydenov	8.100 14	8.700 11T	10.400 4	9.700 12T	8.300 18	8.800 7	54.000 10
11	6018	Max Chervets	Metropolitan	7.800 15	8.700 12T	10.900 2T	10.100 2T	9.300 12T	6.900 21	53.700 11
12	6013	Bowen Hampton	MAC Gymnastics	8.300 12T	7.600 16	8.900 14T	9.800 8T	9.500 8	8.400 12T	52.500 12
13	6001	Matthew Steele	Acrovision	8.600 10T	9.400 8T	8.200 19T	9.900 6T	8.000 19	8.200 14	52.300 13
14	6010	Sebastian Acevedo	MAC Gymnastics	7.700 16T	9.000 10	8.500 16T	9.700 13T	8.600 16	8.300 13	51.800 14
15	6049	Andrew Tercek	Top Flyte	8.300 13T	7.800 15	8.600 15	10.000 4	9.000 15	7.800 19T	51.500 15
16	6084	Kyle Hendren	Naydenov	9.200 5T	8.100 14	8.500 17T	9.400 19	7.400 20	7.800 20T	50.400 16
17	6048	Noah Shamy	Top Flyte	7.700 17T	6.900 18	8.200 20T	9.600 15T	9.600 7	8.100 15T	50.100 17
18	6012	Finnegan Jones	MAC Gymnastics	6.300 19	6.500 20	9.300 11	10.100 3T	9.300 13T	8.100 16T	49.600 18
19	6075	Nick Ancker	Avant Coeur	4.300 21	6.600 19	9.700 10T	9.600 16T	9.100 14	8.500 10	47.800 19
20	6011	Patrick Herbst	MAC Gymnastics	4.600 20	5.200 21	8.400 18	9.500 18T	8.500 17	7.900 18	44.100 20
21	6033	Dylan Havelind	Oregon Gymnastics	7.400 18	7.000 17	0.000 21	9.000 21	0.000 21	8.700 9T	32.100 21

2013 RCC - BOYS







Team Results

Mar 1-3, 2013

Page: 1
Printed: 3/2/2013 10:42:56 AM

Men / 6 / All Ages

Session: 5

Rank	Gym	Team	Score						
1	National Academy	*	188.800	31.100 2	35.000 1	32.600 2	29.900 1T	31.600 1	28.600 3
	6029	Seth Rabacal		10.700	11.800	11.300	10.200	10.800	9.900
	6026	Malakai Gaines		10.600	11.600	11.300		10.800	
	6027	Dylan Hopper		9.800			9.900		9.600
	6025	Kyle Davis			11.600		9.800	10.000	9.100
	6028	Henry Parette				10.000			
2	Oregon Gymnastics	*	186.600	31.400 1	31.600 2	32.500 3	29.600 3T	30.700 2	30.800 1
	6035	Christopher Lambert		10.700	11.400	10.800	9.900	10.900	
	6040	Aaron Xanthos		10.500		10.800			
	6041	Anthony Xanthos		10.200	10.500	10.900		10.000	10.300
	6036	Joshua Longacre			9.700				
	6031	Tyler Anderson					9.900		
	6038	Jacob Small					9.800		10.100
	6039	Sheldon Vacek						9.800	10.400
3	Metropolitan	*	182.600	29.200 3	31.100 3	33.000 1	29.900 2T	30.600 3	28.800 2
	6112	Christian McGinnis		10.100	11.300	11.400		10.100	11.000
	6019	Grant Hamilton		9.600	9.100		9.900	10.300	
	6024	Bryan Skinner		9.500	10.700				8.800
	6018	Max Chervets				10.900	10.100		
	6021	Anton Miles				10.700	9.900	10.200	9.000
4	Precision Elite	*	165.800	25.600 5	25.700 4T	29.000 5	29.600 4T	29.700 4	26.200 4
	6043	Karson Forster		8.800	7.600	9.300	9.700	10.700	9.400
	6044	Zach Cross		8.600	9.400	10.100	10.100	10.000	8.000
	6042	Keanu Nguyen		8.200	8.700	9.600	9.800	9.000	8.800
5	MAC Gymnastics	*	165.200	27.100 4	24.900 6	28.900 6	29.600 5T	28.800 6	25.900 5
	6009	Adam Wolfe		11.100	8.300	10.700	9.700	10.000	9.200
	6013	Bowen Hampton		8.300	7.600	8.900	9.800	9.500	8.400
	6010	Sebastian Acevedo		7.700	9.000				8.300
	6012	Finnegan Jones				9.300	10.100	9.300	
6	Avant Coeur	*	159.100	20.900 6	25.700 5T	30.100 4	29.400 6	29.600 5	23.400 6
	6074	Michael McCarthy		9.300	10.100	9.700	9.700	9.700	8.300
	6073	Jackson Scherr		7.300	9.000	10.700	10.100	10.800	6.600
	6075	Nick Ancker		4.300	6.600	9.700	9.600	9.100	8.500

2013 RCC - BOYS







Team Results

Mar 1-3, 2013

Page: 2
Printed: 3/2/2013 10:42:57 AM

Men / 6 / All Ages

Session: 5

Rank	Gym	Team	Score						
7	Acrovision	*	109.100	17.700 7	19.200 7	18.000 8	19.400 8	17.700 8	17.100 7
	6000	Nate Jacobson		9.100	9.800	9.800	9.500	9.700	8.900
	6001	Matthew Steele		8.600	9.400	8.200	9.900	8.000	8.200
8	Naydenov	*	104.400	17.300 8	16.800 8	18.900 7	19.100 9	15.700 9	16.600 8
	6084	Kyle Hendren		9.200	8.100	8.500	9.400	7.400	7.800
	6083	James Reynolds		8.100	8.700	10.400	9.700	8.300	8.800
9	Top Flyte	*	101.600	16.000 9	14.700 9	16.800 9	19.600 7	18.600 7	15.900 9
	6049	Andrew Tercek		8.300	7.800	8.600	10.000	9.000	7.800
	6048	Noah Shamy		7.700	6.900	8.200	9.600	9.600	8.100
10	VEGA	*	55.600	8.200 10	9.000 10	9.600 10	9.600 10	9.500 10	9.700 10
	6067	Ethan DeLisle		8.200	9.000	9.600	9.600	9.500	9.700