

# 2013 RCC - BOYS

## Meet Results

Mar 1-3, 2013

Page: 1  
Printed: 3/2/2013 2:04:06 PM







Men / 6 / 7

Session: 6

Judge's Signatures

---

---

Rank	Num	Name	Gym							AA
1	6005	Sebastian Kane	Eastside Gymnastics	8.500 1	9.000 1	9.000 1	9.500 1	10.300 1	8.800 1	55.100 1

# 2013 RCC - BOYS

## Meet Results







Mar 1-3, 2013

Page: 1  
Printed: 3/2/2013 2:04:11 PM

Men / 6 / 8

Session: 6

Judge's Signatures

Rank	Num	Name	Gym							AA
1	6064	Jack Soderberg	Black Hills	7.900 2	9.000 1T	10.800 1	9.300 2	10.500 1	9.400 1	56.900 1
2	6085	Ted Altman	Westside Gymnastics	10.000 1	9.000 2T	6.700 2	9.700 1	8.800 2	8.800 2	53.000 2

# 2013 RCC - BOYS

## Meet Results







Mar 1-3, 2013

Page: 1  
Printed: 3/2/2013 2:04:17 PM

Men / 6 / 9

Session: 6

Judge's Signatures

Rank	Num	Name	Gym							AA
1	6060	Everett O'Donnell	Black Hills	11.400 1T	11.400 1	10.500 1	9.800 1	11.400 1	10.100 2	64.600 1
2	6003	Dante Hays	Eastside Gymnastics	11.400 2T	10.100 3	10.300 2	9.500 3	11.100 2	10.300 1	62.700 2
3	6055	Jesse Daniels	Black Hills	10.900 3	9.800 4	10.100 3	9.700 2	10.300 3T	9.600 3	60.400 3
4	6070	Curt Tanaka	Cascade Elite	9.100 4	11.000 2	8.700 5	9.200 5	10.300 4T	9.300 4	57.600 4
5	6080	Connor Hettinga	Mt. Baker Gymnastics	7.200 5	8.900 5	8.100 6	9.100 6	8.200 6	7.100 5	48.600 5
6	6078	Hayden Marceau	Gem State Gymnastics	7.100 6	7.500 6	8.800 4	9.300 4	8.700 5	6.800 6	48.200 6

# 2013 RCC - BOYS

## Meet Results







Mar 1-3, 2013

Page: 1  
Printed: 3/2/2013 2:04:22 PM

Men / 6 / 10

Session: 6

Judge's Signatures

Rank	Num	Name	Gym							AA
1	6066	Nicolas Kuebler	Seattle Gymnastics	11.100 1	11.200 1	10.900 1	10.200 2	11.100 1	8.700 6	63.200 1
2	6082	Brenden Tully	Mt. Baker Gymnastics	11.000 2	9.000 5T	10.200 2	9.500 8T	10.000 3T	9.100 4	58.800 2
3	6014	Tanner Hillison	Metro Gymnastics	9.700 5T	10.700 2	9.600 4	9.800 5T	10.800 2	8.000 10T	58.600 3
4	6052	Tyler Baca	Black Hills	10.300 3	9.000 6T	9.400 5	9.500 9T	10.000 4T	9.600 2	57.800 4
5	6006	Ethan Renager	Eastside Gymnastics	9.700 6T	8.500 7	9.100 7	9.800 6T	9.900 5	9.400 3	56.400 5
6	6053	Andrew Braun	Black Hills	7.000 10	9.600 3	9.700 3	9.800 7T	9.400 7T	10.100 1	55.600 6
7	6059	Aidan Menen	Black Hills	8.500 8	9.500 4	9.200 6	9.900 4	9.600 6	8.800 5	55.500 7
8	6087	Jake Weichbrodt	Westside Gymnastics	10.000 4	8.300 8	8.000 10	10.100 3	8.400 10T	8.300 7	53.100 8
9	6004	Michael James	Eastside Gymnastics	6.200 11	8.200 9	8.200 9	10.300 1	9.400 8T	8.000 11T	50.300 9
10	6047	Andrew Medley	U Sports	9.200 7	7.600 12	6.200 12	9.400 10T	9.300 9	8.200 8	49.900 10
11	6007	Alex Rousselle	Eastside Gymnastics	8.000 9	8.100 10	8.300 8	9.400 11T	7.900 12	8.000 12T	49.700 11
12	6056	Nathan Douglas	Black Hills	5.400 12	7.800 11	7.300 11	8.200 12	8.400 11T	8.100 9	45.200 12

# 2013 RCC - BOYS

## Meet Results







Mar 1-3, 2013

Page: 1  
Printed: 3/2/2013 2:04:28 PM

Men / 6 / 11+

Session: 6

Judge's Signatures

Rank	Num	Name	Gym							AA
1	6068	J.J. Stillwell	Cascade Elite	9.200 7	11.000 1T	10.000 1	9.100 14	10.200 1	9.300 1T	58.800 1
2	6062	Sebastian Raschke	Black Hills	10.200 1T	9.600 8	9.500 3	9.800 5	9.600 2T	9.300 2T	58.000 2
3	6063	Dorien Simon	Black Hills	10.100 3	9.700 6T	8.900 7	9.200 12T	9.400 4	9.200 3	56.500 3
4	6061	Raul Pabon	Black Hills	10.200 2T	9.100 9	9.400 4	9.600 6T	9.200 6	8.500 4T	56.000 4
5	6051	Elijah Saba	Mid Columbia	9.500 6	11.000 2T	9.200 5	9.000 15T	8.700 10T	8.100 8T	55.500 5
6	6058	Michael Martin	Black Hills	9.800 5	9.700 7T	8.100 12T	9.200 13T	9.600 3T	8.500 5T	54.900 6
7	6071	Zachary Kuest	Cascade Elite	7.800 13	10.000 3T	8.600 9	9.600 7T	9.300 5	8.100 9T	53.400 7
8	6089	Jonathan Masters	U Sports	9.000 8	8.400 11T	7.900 14	10.100 1	7.800 15	7.600 13	50.800 8
9T	6076	Keegan Proctor	Gym Nest	7.500 14	8.500 10	8.800 8	10.000 2T	8.800 8T	7.000 14T	50.600 9T
10T	6077	Skyler Beckmann	Gem State Gymnastics	8.900 9	8.200 14	7.500 15	9.600 8T	8.200 13	8.200 6T	50.600 10T
11	6088	Joseph Rooth	Mt. Baker Gymnastics	8.800 10	6.700 17	9.800 2	10.000 3T	7.000 17	8.200 7T	50.500 11
12	6065	Evan Williams	Black Hills	7.000 15	9.800 5	9.000 6	8.500 18	8.700 11T	6.800 16	49.800 12
13	6045	Connor Ashmun	U Sports	9.900 4	8.300 13	6.100 17	9.900 4	7.900 14	7.000 15T	49.100 13
14	6057	Mason Joubert	Black Hills	7.900 11T	7.600 16	7.000 16	9.300 10T	8.500 12	7.800 11T	48.100 14
15	6017	Spencer Sproul	Metro Gymnastics	7.900 12T	10.000 4T	8.100 13T	9.400 9	6.100 18	6.500 17	48.000 15
16	6054	Triston Claypole	Black Hills	6.600 17T	6.600 18	8.300 10T	9.000 16T	9.000 7	7.900 10	47.400 16
17	6081	Mathew Jurenka	Mt. Baker Gymnastics	6.600 18T	8.400 12T	8.300 11T	8.800 17	8.800 9T	5.700 18	46.600 17
18	6086	Nick Pardy	Westside Gymnastics	6.900 16	8.000 15	5.800 18	9.300 11T	7.600 16	7.800 12T	45.400 18

# 2013 RCC - BOYS

## Team Results







Mar 1-3, 2013

Page: 1

Printed: 3/2/2013 2:03:52 PM

Men / 6 / All Ages

Session: 6

Rank	Gym	Team	Score						
1	Black Hills	*	186.500	32.600 1	31.000 2	31.400 1	29.500 2	32.200 1	29.800 1
	6060	Everett O'Donnell		11.400	11.400	10.500	9.800	11.400	10.100
	6055	Jesse Daniels		10.900	9.800	10.100		10.300	9.600
	6052	Tyler Baca		10.300					
	6065	Evan Williams			9.800				
	6064	Jack Soderberg				10.800		10.500	
	6059	Aidan Menen					9.900		
	6062	Sebastian Raschke					9.800		
	6053	Andrew Braun							10.100
2	Eastside Gymnastics	*	175.000	29.600 2	27.600 3	28.400 2	29.600 1	31.300 2	28.500 2
	6003	Dante Hays		11.400	10.100	10.300	9.500	11.100	10.300
	6006	Ethan Renager		9.700	8.500	9.100	9.800	9.900	9.400
	6005	Sebastian Kane		8.500	9.000	9.000		10.300	8.800
	6004	Michael James					10.300		
3	Cascade Elite	*	169.800	26.100 6	32.000 1	27.300 4	27.900 6	29.800 3	26.700 3
	6068	J.J. Stillwell		9.200	11.000	10.000	9.100	10.200	9.300
	6070	Curt Tanaka		9.100	11.000	8.700	9.200	10.300	9.300
	6071	Zachary Kuest		7.800	10.000	8.600	9.600	9.300	8.100
4	Mt. Baker Gymnastics	*	161.600	27.000 4	26.300 4	28.300 3	28.600 5	27.000 4	24.400 5
	6082	Brenden Tully		11.000	9.000	10.200	9.500	10.000	9.100
	6088	Joseph Rooth		8.800		9.800	10.000		8.200
	6080	Connor Hettinga		7.200	8.900		9.100	8.200	7.100
	6081	Mathew Jurenka			8.400	8.300		8.800	
5	Westside Gymnastics	*	151.500	26.900 5	25.300 5	20.500 5	29.100 4	24.800 6	24.900 4
	6087	Jake Weichbrodt		10.000	8.300	8.000	10.100	8.400	8.300
	6085	Ted Altman		10.000	9.000	6.700	9.700	8.800	8.800
	6086	Nick Parady		6.900	8.000	5.800	9.300	7.600	7.800
6	U Sports	*	149.800	28.100 3	24.300 6	20.200 6	29.400 3	25.000 5	22.800 6
	6045	Connor Ashmun		9.900	8.300	6.100	9.900	7.900	7.000
	6047	Andrew Medley		9.200	7.600	6.200	9.400	9.300	8.200
	6089	Jonathan Masters		9.000	8.400	7.900	10.100	7.800	7.600

# 2013 RCC - BOYS

## Team Results







Mar 1-3, 2013

Page: 2

Printed: 3/2/2013 2:03:53 PM

Men / 6 / All Ages

Session: 6

Rank	Gym	Team	Score						
7	Metro Gymnastics	*	106.600	17.600 7	20.700 7	17.700 7	19.200 7	16.900 7T	14.500 8
	6014 Tanner Hillison			9.700	10.700	9.600	9.800	10.800	8.000
	6017 Spencer Sproul			7.900	10.000	8.100	9.400	6.100	6.500
8	Gem State Gymnastics	*	98.800	16.000 8	15.700 8	16.300 8	18.900 8	16.900 8T	15.000 7
	6077 Skyler Beckmann			8.900	8.200	7.500	9.600	8.200	8.200
	6078 Hayden Marceau			7.100	7.500	8.800	9.300	8.700	6.800
9	Seattle Gymnastics	*	63.200	11.100 9	11.200 9	10.900 9	10.200 9	11.100 9	8.700 9
	6066 Nicolas Kuebler			11.100	11.200	10.900	10.200	11.100	8.700
10	Mid Columbia	*	55.500	9.500 10	11.000 10	9.200 10	9.000 11	8.700 11	8.100 10
	6051 Elijah Saba			9.500	11.000	9.200	9.000	8.700	8.100
11	Gym Nest	*	50.600	7.500 11	8.500 11	8.800 11	10.000 10	8.800 10	7.000 11
	6076 Keegan Proctor			7.500	8.500	8.800	10.000	8.800	7.000