

2013 RCC - BOYS

Meet Results







Mar 1-3, 2013

Page: 1
Printed: 3/2/2013 6:48:07 PM

Men / 8 / 11-12

Session: 7

Judge's Signatures

Rank	Num	Name USAG # Gym	Birthday							AA
1	8023	Spencer Goodell 265552 OMEGA	5/11/2000	12.550 2	12.650 1	11.600 3	12.500 2	12.350 3T	11.300 4	72.950 1
2	8019	Garrett Braunton 385640 Black Hills	3/13/2002	12.350 3	11.700 2	11.650 2	11.750 6	12.400 2	12.050 2	71.900 2
3	8021	Troy Jenkins 385644 Black Hills	5/14/2001	12.650 1	11.400 3T	11.200 6	12.550 1	12.350 4T	11.350 3	71.500 3
4	8020	Garrett Hughes 447038 Black Hills	9/17/1999	12.300 4	10.050 8	11.350 5	11.800 4T	12.600 1	12.250 1	70.350 4
5	8025	Austin Kirk 398855 Avant Coeur	12/5/2000	11.000 10	11.400 4T	11.850 1	11.800 5T	12.200 5	10.850 7	69.100 5
6	8029	Gianni Young 434682 Dynamic Gymnastics	6/13/2000	11.450 8	11.100 5	10.450 11	11.600 8	12.150 6	10.950 6	67.700 6
7	8000	Blaine Davis 229996 Acrovision	4/6/2000	11.550 7	10.600 6	11.150 7	11.100 11	11.500 8	10.300 10	66.200 7
8	8030	Brady Taylor 299045 Danik	6/1/2000	11.850 6	10.300 7	10.550 9T	11.700 7	9.750 11	10.800 8	64.950 8
9	8001	Ian Waalkes 245128 Anchorage	5/31/2000	11.350 9	9.450 9	10.400 12T	11.550 9	11.450 9	10.700 9	64.900 9
10	8035	Gabriel Hotchkiss 442939 Danik	5/14/2001	12.250 5	8.750 11	10.550 10T	12.250 3	10.700 10	9.050 11	63.550 10
11	8011	Kacey Provo 256298 Metropolitan	10/16/2000	10.800 11	6.950 12	11.400 4	10.600 13	12.000 7	11.000 5	62.750 11
12	8032	Jamie Garcia 397440 Salem Gymnastics	1/2/2000	10.500 12	8.950 10	11.050 8	11.200 10	7.500 12	7.650 12	56.850 12
13	8009	Joe McDonell-Meyer 293109 Metro Gymnastics	1/28/2000	10.150 13	0.000 13	10.400 13T	11.050 12	0.000 13	0.000 13	31.600 13

2013 RCC - BOYS

Meet Results







Mar 1-3, 2013

Page: 1
Printed: 3/2/2013 6:48:23 PM

Men / 8 / 13-14

Session: 7

Judge's Signatures

Rank	Num	Name	USAG #	Gym	Birthdate							AA
1	8031	Daniel Tu-Tygrs	176938	Danik	4/2/1998	12.000 2	11.400 1T	11.250 2	11.750 2	11.400 2	11.200 1	69.000 1
2	8028	Mitchell McHugh	398858	Avant Coeur	6/23/1998	11.550 3	10.750 3	10.700 5T	11.400 4	11.350 3	9.600 3	65.350 2
3	8005	Jesse Quarum	442570	MAC Gymnastics	12/1/1998	11.450 4	11.400 2T	11.000 3	10.700 9	11.100 4	8.650 4	64.300 3
4	8039	Brian McKiernan	281686	Oregon Gymnastics	7/25/1998	11.000 6	5.900 8	10.800 4	11.850 1	12.600 1	9.800 2	61.950 4
5	8018	Tristan Baker	275278	Black Hills	10/23/1997	10.950 7	10.550 4	11.550 1	10.900 5T	10.100 6	6.700 8	60.750 5
6	8022	Nicholas McCulloch	226901	Seattle Gymnastics	4/5/1998	10.350 10	9.650 5	10.700 6T	10.850 8	10.500 5	7.600 6	59.650 6
7	8037	Cameron Castle	207659	U Sports	10/23/1998	12.050 1	7.100 7	9.600 7	11.700 3	8.700 7	8.100 5	57.250 7
8	8033	Kaleb Sallee	384238	Salem Gymnastics	6/21/1999	10.550 8	7.200 6	9.250 8	10.900 6T	7.000 8	7.100 7	52.000 8
9	8008	Hunter Klein	238544	Metro Gymnastics	8/5/1999	11.050 5	0.000 9T	0.000 9T	10.900 7T	0.000 9T	0.000 9T	21.950 9
10	8012	Evan Shimasaki	379992	Metropolitan	7/8/1998	10.500 9	0.000 10T	0.000 10T	0.000 10	0.000 10T	0.000 10T	10.500 10

2013 RCC - BOYS

Meet Results



Mar 1-3, 2013

Page: 1
Printed: 3/2/2013 6:48:28 PM

Men / 8 / 15+

Session: 7

Judge's Signatures

Rank	Num	Name USAG # Gym	Birthday							AA
1	8026	Conner Petellin 154204 Avant Coeur	3/20/1997	11.600 2	10.850 1	10.500 4	11.800 2	11.000 4	10.650 2T	66.400 1
2	8017	Brian Kelly 444371 Mid Columbia	11/10/1996	11.450 3	10.750 2	10.700 2	11.450 4	11.050 3	10.650 3T	66.050 2
3	8016	Hill Taylor 266047 Top Flyte	3/13/1997	10.650 7	10.550 3	10.800 1	11.850 1	12.050 1	9.050 5	64.950 3
4	8006	Brock Luthi 179472 MAC Gymnastics	8/4/1996	11.300 4	9.200 5	10.550 3	10.800 7	11.100 2	10.900 1	63.850 4
5	8015	Brown Austin 173538 Top Flyte	8/28/1997	11.850 1	9.900 4	9.750 7	11.600 3	10.050 5	9.300 4	62.450 5
6	8034	George Manac 439433 Westside Gymnastics	5/17/1995	10.950 6	7.450 7	9.950 6	11.000 6	7.350 7	8.700 6	55.400 6
7	8007	Jake Baum 477009 Metro Gymnastics	5/19/1997	11.250 5	9.150 6	10.000 5	11.300 5	9.550 6	0.000 7	51.250 7

2013 RCC - BOYS

Team Results







Mar 1-3, 2013

Page: 1

Printed: 3/2/2013 6:48:31 PM

Men / 8 / All Ages

Session: 7

Rank	Gym	Team	Score						
1	Black Hills	*	214.600	37.300 1	33.650 1	34.550 1	36.100 1	37.350 1	35.650 1
	8021	Troy Jenkins		12.650	11.400		12.550	12.350	11.350
	8019	Garrett Braunton		12.350	11.700	11.650	11.750	12.400	12.050
	8020	Garrett Hughes		12.300		11.350	11.800	12.600	12.250
	8018	Tristan Baker			10.550	11.550			
2	Avant Coeur	*	200.850	34.150 3	33.000 2	33.050 2	35.000 3	34.550 2	31.100 2
	8026	Conner Petellin		11.600	10.850	10.500	11.800	11.000	10.650
	8028	Mitchell McHugh		11.550	10.750	10.700	11.400	11.350	9.600
	8025	Austin Kirk		11.000	11.400	11.850	11.800	12.200	10.850
3	Danik	*	197.500	36.100 2	30.450 3	32.350 3	35.700 2	31.850 3	31.050 3
	8035	Gabriel Hotchkiss		12.250	8.750	10.550	12.250	10.700	9.050
	8031	Daniel Tu-Tygrs		12.000	11.400	11.250	11.750	11.400	11.200
	8030	Brady Taylor		11.850	10.300	10.550	11.700	9.750	10.800
4	MAC Gymnastics	*	128.150	22.750 5	20.600 4	21.550 4	21.500 7	22.200 4	19.550 4
	8005	Jesse Quarum		11.450	11.400	11.000	10.700	11.100	8.650
	8006	Brock Luthi		11.300	9.200	10.550	10.800	11.100	10.900
5	Top Flyte	*	127.400	22.500 6	20.450 5	20.550 5	23.450 5	22.100 5	18.350 5
	8015	Brown Austin		11.850	9.900	9.750	11.600	10.050	9.300
	8016	Hill Taylor		10.650	10.550	10.800	11.850	12.050	9.050
6	Salem Gymnastics	*	108.850	21.050 8	16.150 6	20.300 7	22.100 6	14.500 6	14.750 6
	8033	Kaleb Sallee		10.550	7.200	9.250	10.900	7.000	7.100
	8032	Jamie Garcia		10.500	8.950	11.050	11.200	7.500	7.650
7	Metro Gymnastics	*	104.800	32.450 4	9.150 13	20.400 6	33.250 4	9.550 15	0.000 17
	8007	Jake Baum		11.250	9.150	10.000	11.300	9.550	
	8008	Hunter Klein		11.050			10.900		
	8009	Joe McDonell-Meyer		10.150		10.400	11.050		

2013 RCC - BOYS

Team Results







Mar 1-3, 2013

Page: 2

Printed: 3/2/2013 6:48:32 PM

Men / 8 / All Ages

Session: 7

Rank	Gym	Team	Score						
8	Metropolitan	*	73.250	21.300 7	6.950 16	11.400 9	10.600 17	12.000 10	11.000 8
	8011 Kacey Provo			10.800	6.950	11.400	10.600	12.000	11.000
	8012 Evan Shimasaki			10.500					
9	OMEGA	*	72.950	12.550 9	12.650 7	11.600 8	12.500 8	12.350 8	11.300 7
	8023 Spencer Goodell			12.550	12.650	11.600	12.500	12.350	11.300
10	Dynamic Gymnastics	*	67.700	11.450 12T	11.100 8	10.450 14	11.600 11	12.150 9	10.950 9
	8029 Gianni Young			11.450	11.100	10.450	11.600	12.150	10.950
11	Acrovision	*	66.200	11.550 11	10.600 10	11.150 10	11.100 14	11.500 11	10.300 12
	8000 Blaine Davis			11.550	10.600	11.150	11.100	11.500	10.300
12	Mid Columbia	*	66.050	11.450 13T	10.750 9	10.700 12T	11.450 13	11.050 13	10.650 11
	8017 Brian Kelly			11.450	10.750	10.700	11.450	11.050	10.650
13	Anchorage	*	64.900	11.350 14	9.450 12	10.400 15	11.550 12	11.450 12	10.700 10
	8001 Ian Waalkes			11.350	9.450	10.400	11.550	11.450	10.700
14	Oregon Gymnastics	*	61.950	11.000 15	5.900 17	10.800 11	11.850 9	12.600 7	9.800 13
	8039 Brian McKiernan			11.000	5.900	10.800	11.850	12.600	9.800
15	Seattle Gymnastics	*	59.650	10.350 17	9.650 11	10.700 13T	10.850 16	10.500 14	7.600 16
	8022 Nicholas McCulloch			10.350	9.650	10.700	10.850	10.500	7.600
16	U Sports	*	57.250	12.050 10	7.100 15	9.600 17	11.700 10	8.700 16	8.100 15
	8037 Cameron Castle			12.050	7.100	9.600	11.700	8.700	8.100

2013 RCC - BOYS

Team Results







Mar 1-3, 2013

Page: 3

Printed: 3/2/2013 6:48:32 PM

Men / 8 / All Ages

Session: 7

Rank	Gym	Team	Score						
17	Westside Gymnastics	*	55.400	10.950 16	7.450 14	9.950 16	11.000 15	7.350 17	8.700 14
	8034 George Manac			10.950	7.450	9.950	11.000	7.350	8.700

2013 RCC - BOYS

Meet Results







Mar 1-3, 2013

Page: 1
Printed: 3/2/2013 6:48:37 PM

Men / 9 / 13-14

Session: 7







Judge's Signatures

Rank	Num	Name	Gym							AA
1	9014	Paul Farmer	Black Hills	13.150 4	11.950 6	12.700 1	12.800 3T	12.700 4	12.200 1	75.500 1
2	9021	Benjamin Chan	Danik	13.800 1	12.050 3	10.650 8T	13.100 1	11.850 8	12.050 2	73.500 2
3	9016	Aksel Thorsfeldt	OMEGA	12.250 14	11.800 7	11.600 4	12.800 4T	13.200 1	11.150 8	72.800 3
4	9002	Aaron Swanson	MAC Gymnastics	12.950 6	12.000 4T	11.800 3	12.150 5T	11.400 10	11.950 4	72.250 4
5	9003	Parker Chiapuzio	MAC Gymnastics	13.700 2	11.400 8	11.300 5	11.850 8	12.400 5	11.500 6	72.150 5
6	9020	Colton Dee	Danik	13.250 3	12.400 1	11.200 6	12.850 2	11.300 12	10.800 9T	71.800 6
7	9012	Evan Vacek	Oregon Gymnastics	12.450 11T	12.200 2	10.800 7	12.150 6T	12.000 7	11.750 5	71.350 7
8	9004	Zach Ochenschlager	MAC Gymnastics	13.100 5	10.950 11	12.000 2	11.400 13	11.100 13T	12.000 3	70.550 8
9	9025	Antonio Lim	Summit Gymnastics	12.750 9	11.000 10	10.350 12T	12.100 7	12.900 2	10.350 12	69.450 9
10	9010	Brady Davis	Oregon Gymnastics	11.250 17	12.000 5T	9.400 16	11.550 9T	12.850 3	11.400 7	68.450 10
11	9015	Logan Hess	Black Hills	12.200 15	11.150 9	10.250 14	11.550 10T	11.350 11	10.800 10T	67.300 11
12	9007	Rankin Shum	Metro Gymnastics	12.600 10	10.700 14	10.500 11	10.850 17	12.200 6	9.800 15	66.650 12
13	9024	Luis Nadora	Westside Gymnastics	12.900 7T	10.750 13	8.750 18	11.550 11T	11.550 9	8.900 17	64.400 13
14	9019	Daniel Shanahan	Danik	12.900 8T	9.850 15	10.350 13T	10.250 18	11.100 14T	9.350 16	63.800 14
15	9008	Keaton Whittaker	Metro Gymnastics	12.450 12T	8.800 17	10.650 9T	11.200 14	10.050 15	10.250 13	63.400 15
16	9013	Nathaniel Opalski	Bainbridge Island	12.400 13	10.900 12	9.300 17	10.950 15	9.850 16	9.950 14	63.350 16
17	9005	Luke Balsbough	Metro Gymnastics	12.100 16	9.800 16	10.200 15	10.900 16	9.350 17	10.750 11	63.100 17
18	9006	Ben Karlson	Metro Gymnastics	11.000 18	7.800 18	10.600 10	11.550 12T	8.650 18	7.600 18	57.200 18

2013 RCC - BOYS

Team Results

Mar 1-3, 2013

Rank	Gym	Team	Score						
1	MAC Gymnastics	*	214.950	39.750 2	34.350 1	35.100 1	35.400 2	34.900 1	35.450 1
	9003 Parker Chiapuzio			13.700	11.400	11.300	11.850	12.400	11.500
	9004 Zach Ochenschlager			13.100	10.950	12.000	11.400	11.100	12.000
	9002 Aaron Swanson			12.950	12.000	11.800	12.150	11.400	11.950
2	Danik	*	209.100	39.950 1	34.300 2	32.200 2	36.200 1	34.250 2	32.200 2
	9021 Benjamin Chan			13.800	12.050	10.650	13.100	11.850	12.050
	9020 Colton Dee			13.250	12.400	11.200	12.850	11.300	10.800
	9019 Daniel Shanahan			12.900	9.850	10.350	10.250	11.100	9.350
3	Metro Gymnastics	*	194.250	37.150 3	29.300 3	31.750 3	33.650 3	31.600 3	30.800 3
	9007 Rankin Shum			12.600	10.700	10.500		12.200	9.800
	9008 Keaton Whittaker			12.450	8.800	10.650	11.200	10.050	10.250
	9005 Luke Balsbough			12.100	9.800		10.900	9.350	10.750
	9006 Ben Karlson					10.600	11.550		
4	Black Hills	*	142.800	25.350 4	23.100 5	22.950 4	24.350 4	24.050 5	23.000 5
	9014 Paul Farmer			13.150	11.950	12.700	12.800	12.700	12.200
	9015 Logan Hess			12.200	11.150	10.250	11.550	11.350	10.800
5	Oregon Gymnastics	*	139.800	23.700 5	24.200 4	20.200 5	23.700 5	24.850 4	23.150 4
	9012 Evan Vacek			12.450	12.200	10.800	12.150	12.000	11.750
	9010 Brady Davis			11.250	12.000	9.400	11.550	12.850	11.400
6	OMEGA	*	72.800	12.250 9	11.800 6	11.600 6	12.800 6	13.200 6	11.150 6
	9016 Aksel Thorsfeldt			12.250	11.800	11.600	12.800	13.200	11.150
7	Summit Gymnastics	*	69.450	12.750 7	11.000 7	10.350 7	12.100 7	12.900 7	10.350 7
	9025 Antonio Lim			12.750	11.000	10.350	12.100	12.900	10.350
8	Westside Gymnastics	*	64.400	12.900 6	10.750 9	8.750 9	11.550 8	11.550 8	8.900 9
	9024 Luis Nadora			12.900	10.750	8.750	11.550	11.550	8.900

2013 RCC - BOYS

Team Results







Mar 1-3, 2013

Page: 2

Printed: 3/2/2013 6:48:41 PM

Men / 9 / All Ages

Session: 7

Rank	Gym	Team	Score						
9	Bainbridge Island	*	63.350	12.400 8	10.900 8	9.300 8	10.950 9	9.850 9	9.950 8
	9013 Nathaniel Opalski			12.400	10.900	9.300	10.950	9.850	9.950