

2013 RCC - BOYS

Meet Results

Mar 1-3, 2013

Page: 1
Printed: 3/2/2013 9:42:39 PM

Men / 10 / 15-16

Session: 8

Judge's Signatures

Rank	Num	Name	Gym							AA
1	1022	Fletcher Braunton	Black Hills	13.600 3	13.650 1	14.000 1	14.050 1	12.400 9	11.700 8T	79.400 1
2	1013	Gabriel Loges	National Academy	13.100 4	13.250 3	11.000 13	13.900 2	13.400 3	11.750 7	76.400 2
3	1036	Garrett Dee	Danik	13.900 2	12.600 5	12.500 2	12.800 8T	10.600 23	12.950 2	75.350 3
4T	1017	Benjamin Fisher	Oregon Gymnastics	13.050 5T	12.550 6T	11.400 7T	12.650 11	14.100 1	10.550 15	74.300 4T
5T	1023	Max DeFrees	Black Hills	12.450 18T	12.000 13	12.350 3	12.800 9T	12.550 8	12.150 6	74.300 5T
6	1021	Farrell Baker	Black Hills	12.550 15T	12.550 7T	11.800 4T	12.050 13T	10.800 22	13.700 1	73.450 6
7	1019	Petersen Nicolas	Top Flyte	12.650 13	12.500 9	10.250 22	12.950 6	12.200 10	12.450 5	73.000 7
8	1004	Justin Hunt	Metro Gymnastics	12.100 21	11.600 15	10.600 18T	13.050 5	12.100 11T	12.600 3	72.050 8
9	1018	Joshua Havelind	Oregon Gymnastics	12.600 14	12.650 4	11.400 8T	12.050 14T	12.750 6T	10.500 16T	71.950 9
10	1035	Ethan Levitch	Danik	13.050 6T	12.400 10T	11.800 5T	12.000 15T	11.950 14T	10.400 18	71.600 10
11	1030	Ryan Dietzman	VEGA	14.050 1	10.050 20	11.100 11	13.100 4	11.700 16T	11.550 11	71.550 11
12	1015	Tyler Collins	Oregon Gymnastics	12.900 7	12.550 8T	10.350 20T	11.250 25	11.700 17T	12.500 4	71.250 12
13	1033	Trey Davis	Mt. Baker Gymnastics	12.800 8T	11.700 14	11.150 10	11.850 19	11.650 19	11.300 12	70.450 13
14	1026	Owen Burek	USGA	12.500 17	11.550 16	10.850 15	11.700 20T	11.700 18T	11.650 10	69.950 14
15	1024	Alex Dimmer	Black Hills	11.100 25	12.150 12	10.650 17	11.900 18	12.100 12T	11.700 9T	69.600 15
16	1020	Aaron Brooks	Mid Columbia	12.450 19T	10.500 19	10.800 16	12.000 16T	13.250 4T	10.200 19	69.200 16
17	1031	Trace Jacquot	VEGA	12.750 10	9.400 22	11.200 9	12.700 10	12.000 13	11.050 14	69.100 17
18	1014	Alex Pederson	National Academy	10.900 26	11.350 17	11.450 6	12.100 12	13.250 5T	9.250 21	68.300 18
19	1041	John McCarthy	Avant Coeur	12.250 20	11.150 18	11.050 12	12.000 17T	10.400 24	11.100 13	67.950 19
20	1037	Robert Scofield	Salem Gymnastics	12.700 11T	9.800 21	10.350 21T	12.900 7	11.950 15T	10.150 20	67.850 20
21	1016	Austin Cyr	Oregon Gymnastics	12.800 9T	12.400 11T	9.250 25	11.700 21T	10.900 21	10.500 17T	67.550 21
22	1040	Paul Friedman	Mile High	12.550 16T	6.300 24	10.900 14	11.350 24	7.850 26	7.600 22	56.550 22
23	1005	Jason Davis	Metro Gymnastics	11.600 23T	8.900 23	9.600 24	11.600 23	12.750 7T	0.000 23T	54.450 23
24	1032	Nicholas McAfee	VEGA	12.700 12T	13.400 2	0.000 26	13.750 3	14.000 2	0.000 24T	53.850 24

2013 RCC - BOYS







Meet Results

Mar 1-3, 2013

Page: 2
Printed: 3/2/2013 9:42:39 PM

Men / 10 / 15-16

Session: 8

Rank	Num	Name	Gym							AA
25	1009	Carson Waller	Metro Gymnastics	12.050 22	0.000 25T	9.900 23	10.900 26	11.400 20	0.000 25T	44.250 25
26	1007	Quinn Milionis	Metro Gymnastics	11.600 24T	0.000 26T	10.600 19T	11.650 22	9.050 25	0.000 26T	42.900 26

2013 RCC - BOYS

Meet Results







Mar 1-3, 2013

Page: 1
Printed: 3/2/2013 9:42:44 PM

Men / 10 / 17+

Session: 8

Judge's Signatures

Rank	Num	Name	Gym							AA
1	1003	Banks Hall	MAC Gymnastics	13.800 3	12.500 4	13.150 1T	13.700 3	13.950 1	13.150 1	80.250 1
2	1025	Logan Melander	Black Hills	14.350 1	13.450 1	13.150 2T	14.000 2	10.650 7	12.550 2	78.150 2
3	1002	Patrick Casey	MAC Gymnastics	13.050 5T	13.100 3	13.150 3T	12.800 6	13.300 4	12.350 3	77.750 3
4	1039	Brandon Waller	Metro Gymnastics	13.050 6T	10.350 7	10.750 5	14.200 1	13.050 5	11.350 5	72.750 4
5	1008	Joshua Stoelk	Metro Gymnastics	12.200 8	11.850 5	10.100 7	11.900 8	13.450 2	10.250 6	69.750 5
6	1038	Xiao Liang	Westside Gymnastics	13.100 4	9.100 9	10.400 6	12.850 4T	11.800 6	9.050 8	66.300 6
7	1010	Max Soifer	Metropolitan	14.000 2	13.300 2	10.850 4	12.850 5T	13.350 3	0.000 9	64.350 7
8	1034	Austin Rudy	Mt. Baker Gymnastics	11.550 9	9.900 8	8.700 8	11.100 9	10.300 9	9.600 7	61.150 8
9	1042	Chris Ramsey	Bitterroot	13.000 7	11.800 6	0.000 9	12.100 7	10.500 8	11.450 4	58.850 9

2013 RCC - BOYS

Team Results







Mar 1-3, 2013

Page: 1

Printed: 3/2/2013 9:42:33 PM

Men / 10 / All Ages

Session: 8

Rank	Gym	Team	Score						
1	Black Hills	*	235.950	40.500 1	39.650 1	39.500 1	40.850 1	37.050 4	38.400 1
	1025	Logan Melander		14.350	13.450	13.150	14.000		12.550
	1022	Fletcher Braunton		13.600	13.650	14.000	14.050	12.400	
	1021	Farrell Baker		12.550	12.550				13.700
	1023	Max DeFrees				12.350	12.800	12.550	12.150
	1024	Alex Dimmer						12.100	
2	Oregon Gymnastics	*	218.150	38.750 3	37.750 2	33.150 2	36.400 4	38.550 2	33.550 3
	1017	Benjamin Fisher		13.050	12.550	11.400	12.650	14.100	10.550
	1015	Tyler Collins		12.900	12.550	10.350		11.700	12.500
	1016	Austin Cyr		12.800			11.700		
	1018	Joshua Havelind			12.650	11.400	12.050	12.750	10.500
3	Metro Gymnastics	*	215.700	37.350 4	33.800 3	31.950 3	39.150 3	39.250 1	34.200 2
	1039	Brandon Waller		13.050	10.350	10.750	14.200	13.050	11.350
	1008	Joshua Stoelk		12.200	11.850		11.900	13.450	10.250
	1004	Justin Hunt		12.100	11.600	10.600	13.050		12.600
	1007	Quinn Millionis				10.600			
	1005	Jason Davis						12.750	
4	VEGA	*	194.500	39.500 2	32.850 4	22.300 7	39.550 2	37.700 3	22.600 6
	1030	Ryan Dietzman		14.050	10.050	11.100	13.100	11.700	11.550
	1031	Trace Jacquot		12.750	9.400	11.200	12.700	12.000	11.050
	1032	Nicholas McAfee		12.700	13.400		13.750	14.000	
5	MAC Gymnastics	*	158.000	26.850 6	25.600 5	26.300 4	26.500 5	27.250 5	25.500 4
	1003	Banks Hall		13.800	12.500	13.150	13.700	13.950	13.150
	1002	Patrick Casey		13.050	13.100	13.150	12.800	13.300	12.350
6	Danik	*	146.950	26.950 5	25.000 6	24.300 5	24.800 7	22.550 7	23.350 5
	1036	Garrett Dee		13.900	12.600	12.500	12.800	10.600	12.950
	1035	Ethan Levitch		13.050	12.400	11.800	12.000	11.950	10.400

2013 RCC - BOYS

Team Results







Mar 1-3, 2013

Page: 2

Printed: 3/2/2013 9:42:33 PM

Men / 10 / All Ages







Session: 8

Rank	Gym	Team	Score						
7	National Academy	*	144.700	24.000 8	24.600 7	22.450 6	26.000 6	26.650 6	21.000 7
	1013 Gabriel Loges			13.100	13.250	11.000	13.900	13.400	11.750
	1014 Alex Pederson			10.900	11.350	11.450	12.100	13.250	9.250
8	Mt. Baker Gymnastics	*	131.600	24.350 7	21.600 8	19.850 8	22.950 8	21.950 8	20.900 8
	1033 Trey Davis			12.800	11.700	11.150	11.850	11.650	11.300
	1034 Austin Rudy			11.550	9.900	8.700	11.100	10.300	9.600
9	Top Flyte	*	73.000	12.650 13	12.500 10	10.250 16	12.950 9	12.200 11	12.450 9
	1019 Petersen Nicolas			12.650	12.500	10.250	12.950	12.200	12.450
10	USGA	*	69.950	12.500 15	11.550 12	10.850 11T	11.700 16	11.700 14	11.650 10
	1026 Owen Burek			12.500	11.550	10.850	11.700	11.700	11.650
11	Mid Columbia	*	69.200	12.450 16	10.500 14	10.800 13	12.000 14T	13.250 10	10.200 13
	1020 Aaron Brooks			12.450	10.500	10.800	12.000	13.250	10.200
12	Avant Coeur	*	67.950	12.250 17	11.150 13	11.050 9	12.000 15T	10.400 16	11.100 12
	1041 John McCarthy			12.250	11.150	11.050	12.000	10.400	11.100
13	Salem Gymnastics	*	67.850	12.700 12	9.800 15	10.350 15	12.900 10	11.950 12	10.150 14
	1037 Robert Scofield			12.700	9.800	10.350	12.900	11.950	10.150
14	Westside Gymnastics	*	66.300	13.100 10	9.100 16	10.400 14	12.850 11T	11.800 13	9.050 15
	1038 Xiao Liang			13.100	9.100	10.400	12.850	11.800	9.050
15	Metropolitan	*	64.350	14.000 9	13.300 9	10.850 12T	12.850 12T	13.350 9	0.000 17
	1010 Max Soifer			14.000	13.300	10.850	12.850	13.350	

2013 RCC - BOYS

Team Results

Mar 1-3, 2013

Rank	Gym	Team	Score						
16	Bitterroot	*	58.850	13.000 11	11.800 11	0.000 17	12.100 13	10.500 15	11.450 11
	1042 Chris Ramsey			13.000	11.800		12.100	10.500	11.450
17	Mile High	*	56.550	12.550 14	6.300 17	10.900 10	11.350 17	7.850 17	7.600 16
	1040 Paul Friedman			12.550	6.300	10.900	11.350	7.850	7.600