

# 2013 RCC - BOYS

## Meet Results







Mar 1-3, 2013

Page: 1  
Printed: 3/3/2013 11:38:30 AM

Men / 5 / 7

Session: 9

Judge's Signatures

Rank	Num	Name	Gym							AA
1	5116	Jack Tideman	Danik	9.700 2	9.500 1	9.300 1	9.800 1	8.900 2	9.200 1	56.400 1
2	5006	Zane Viles	Acrovision	9.800 1	9.100 2	9.100 2	9.200 2	9.600 1	7.200 2T	54.000 2
3	5076	Jet Sims	USGA	7.100 3	8.500 3	7.900 3	8.000 3	8.300 3	7.200 3T	47.000 3

# 2013 RCC - BOYS

## Meet Results







Mar 1-3, 2013

Page: 1  
Printed: 3/3/2013 11:38:37 AM

Men / 5 / 8

Session: 9

Judge's Signatures

Rank	Num	Name	Gym							AA
1	5099	Caden Severtson	Avant Coeur	11.200 1	10.300 3	10.400 1T	10.100 1	10.600 2	9.500 4	62.100 1
2	5100	Patrick McCarthy	Avant Coeur	10.700 2	10.400 2	10.300 3	9.700 5	11.000 1	8.900 7	61.000 2
3	5048	Jacoby Thompson	Oregon Gymnastics	10.100 3	10.000 4T	8.700 9T	9.300 8T	10.300 3	10.000 1	58.400 3
4	5043	Devin Edwards	Oregon Gymnastics	9.500 8	9.700 6	10.400 2T	9.100 12T	9.600 6	9.100 5	57.400 4
5T	5117	Miles O'Connor	Danik	9.100 9	10.900 1	9.100 7	9.100 13T	9.300 7T	8.400 8	55.900 5T
6T	5021	Ethan Goff	Metro Gymnastics	9.800 5	7.500 12T	9.700 6	10.000 2T	9.900 4T	9.000 6	55.900 6T
7	5041	Ryker Duncan	Oregon Gymnastics	9.000 10	9.000 8	10.000 4	9.400 7	9.300 8T	8.300 9	55.000 7
8T	5033	Luke Dasonville	National Academy	8.700 11	8.500 10	9.900 5	9.300 9T	8.500 11T	9.700 2	54.600 8T
9T	5042	Jadon Giuliano	Oregon Gymnastics	9.600 6T	8.800 9	9.000 8	9.200 11	9.900 5T	8.100 10	54.600 9T
10	5047	Owen Stevens	Oregon Gymnastics	7.600 14	10.000 5T	8.700 10T	9.500 6	9.000 9	7.500 12T	52.300 10
11	5062	Jack Wanicheck	Mid Columbia	8.600 12	7.500 13T	8.600 11	9.300 10T	8.400 14	9.600 3	52.000 11
12	5113	Stryder Deyerin	Mt. Baker Gymnastics	9.600 7T	7.100 14	7.600 15	10.000 3T	8.700 10	6.100 15	49.100 12
13	5032	Jakub Burcal	National Academy	9.900 4	5.100 15	7.800 13T	9.900 4	8.500 12T	7.500 13T	48.700 13
14	5061	Alec Reitz	Mid Columbia	7.900 13	8.200 11	7.800 14T	8.200 14T	8.500 13T	7.600 11	48.200 14
15	5073	Ryan Harding	USGA	7.200 15	9.300 7	8.300 12	8.200 15T	8.000 15	6.500 14	47.500 15

# 2013 RCC - BOYS

## Meet Results







Mar 1-3, 2013

Page: 1  
Printed: 3/3/2013 11:38:42 AM

Men / 5 / 9

Session: 9

Judge's Signatures

Rank	Num	Name	Gym							AA
1	5036	Ethan Phan	National Academy	11.600 1	11.200 1	11.200 1	10.300 1	11.300 1	11.100 1	66.700 1
2	5080	Nikolas Ioannou	Seattle Gymnastics	10.000 5T	10.300 2	9.100 4T	9.700 4T	10.000 3	8.200 9T	57.300 2
3	5138	Daniel Moore	Azahares Gymnastics	9.600 7	9.900 6T	9.700 2	9.600 6T	8.900 11	9.300 5	57.000 3
4	5004	Nathan Vezina	Acrovision	10.700 2	9.500 8T	8.900 8T	9.800 2T	9.700 5	8.300 7T	56.900 4
5	5070	Eathan Ares	USGA	8.800 11	10.100 3T	9.600 3	9.400 12T	9.900 4	8.200 10T	56.000 5
6	5077	Joseph Rogers	USGA	10.500 3	9.900 7T	8.200 13T	9.400 13T	8.800 12T	9.000 6	55.800 6
7T	5035	Tanner Niegel	National Academy	10.100 4	8.500 12*	9.000 6T	9.500 8T	8.600 14T	9.500 4*	55.200 7T
8T	5078	Drew Allen	Seattle Gymnastics	9.100 9	8.500 11*	9.100 5T	9.800 3T	9.200 8T	9.500 3*	55.200 8T
9	5046	Andrew Shusterman	Oregon Gymnastics	10.000 6T	9.500 9T	8.200 14T	9.600 7T	10.100 2	7.300 13	54.700 9
10	5101	Porter Howard	Avant Coeur	8.500 12	8.300 14	8.800 11	9.700 5T	9.400 6T	9.600 2	54.300 10
11	5019	Kendall Alexander	Metro Gymnastics	7.700 14	10.100 4T	8.100 15	9.400 14T	9.400 7T	8.300 8T	53.000 11
12	5082	Benjamin Mefford	Seattle Gymnastics	8.900 10	8.200 15	8.700 12	9.500 9T	8.800 13T	7.500 12	51.600 12
13	5000	Jaiden Aldrich	Acrovision	9.500 8	6.900 17	9.000 7T	9.500 10T	9.200 9T	6.400 16	50.500 13
14	5050	Daniel Zahariev	Oregon Gymnastics	6.200 18	9.000 10	8.900 9T	9.000 16T	9.200 10T	8.000 11	50.300 14
15	5024	Gabe Porter	Metro Gymnastics	7.900 13	10.100 5T	8.900 10T	8.700 18	7.400 18	7.200 14	50.200 15
16	5072	Dylan Haeri-MaCarroll	USGA	7.100 15	8.500 13T	7.500 16	9.000 17T	7.900 16T	5.500 17	45.500 16
17	5025	Jackson Schulze	Metro Gymnastics	6.600 16	5.600 18	7.400 17	9.500 11T	8.600 15T	6.600 15	44.300 17
18	5023	Luke Nelson	Metro Gymnastics	6.400 17	7.200 16	6.600 18	9.400 15T	7.900 17T	4.300 18	41.800 18

# 2013 RCC - BOYS

## Meet Results







Mar 1-3, 2013

Page: 1  
Printed: 3/3/2013 11:38:48 AM

Men / 5 / 10

Session: 9

Judge's Signatures

Rank	Num	Name	Gym							AA
1	5083	Isaac Poole	Seattle Gymnastics	11.500 2	10.600 1	11.200 1	9.800 4T	10.400 2	10.900 2	64.400 1
2	5118	Isaac Turnage	Danik	11.700 1	9.000 8T	10.600 2	10.500 1	10.800 1	11.600 1	64.200 2
3	5119	Connor Robideu	Danik	9.600 5	10.300 4	10.000 3T	10.100 2	10.100 3	10.700 3	60.800 3
4	5079	Owen Jones	Seattle Gymnastics	9.700 3T	10.400 2T	10.000 4T	9.600 6	10.000 4	9.600 4	59.300 4
5	5075	Abe Luedtke	USGA	9.000 7T	10.400 3T	8.700 7T	9.200 8T	9.600 6	9.200 5	56.100 5
6	5081	Kisho McDonald	Seattle Gymnastics	9.700 4T	8.600 10	9.700 5	9.500 7	9.700 5	8.300 7	55.500 6
7	5034	Thomas Evans	National Academy	9.000 8T	9.000 9T	9.600 6	9.800 5T	9.000 7	8.900 6	55.300 7
8	5037	Tristan Sampley	National Academy	9.500 6	9.700 6	8.000 10	9.200 9T	8.800 9	8.200 8	53.400 8
9	5084	Daniel Triplett	Seattle Gymnastics	7.100 11	9.900 5	8.700 8T	9.000 10T	8.900 8	8.000 9	51.600 9
10	5049	Rohan Wagh	Oregon Gymnastics	8.100 10	8.200 11	8.200 9	9.000 11T	8.500 10	7.900 10	49.900 10
11	5115	Jira Padrnos	Mt. Baker Gymnastics	8.500 9	9.100 7	7.400 11	10.000 3	8.400 11	5.900 11	49.300 11

# 2013 RCC - BOYS

## Meet Results







Mar 1-3, 2013

Page: 1  
Printed: 3/3/2013 11:38:53 AM

Men / 5 / 11+

Session: 9

Judge's Signatures

Rank	Num	Name	Gym							AA
1	5071	Preston Clack	USGA	10.600 1T	10.700 1	9.500 5	10.100 1	10.500 1	11.300 1	62.700 1
2	5074	Ryan Helms	USGA	10.100 4	10.000 3	9.700 4	9.900 2	9.500 4	10.500 2	59.700 2
3	5040	Hunter Clasey	Oregon Gymnastics	10.600 2T	10.600 2	10.200 2T	9.600 9	9.300 6T	8.900 5	59.200 3
4	5045	Mateo Placito	Oregon Gymnastics	9.800 5	8.600 10	9.200 7T	9.700 5T	9.600 2T	9.600 3	56.500 4
5	5057	Ryan Burgess	Top Flyte	10.300 3	9.300 5	9.200 8T	9.700 6T	9.600 3T	7.300 12T	55.400 5
6	5059	Dylan Harbo	Mid Columbia	8.900 8	8.800 7T	9.400 6	9.800 3T	8.500 12T	8.300 7	53.700 6
7	5143	Sam Silver	Metro Gymnastics	8.400 10	9.700 4	10.200 3T	9.300 12T	8.500 13T	7.300 13T	53.400 7
8	5056	Abe Muldrow	Bainbridge Island	9.500 6	8.700 9	8.300 12T	9.700 7T	8.800 10T	7.100 14T	52.100 8
9	5142	Tyler Hillison	Metro Gymnastics	9.200 7	8.000 12T	7.700 14	9.500 10	9.000 8T	7.900 9T	51.300 9
10	5060	Preston Reitz	Mid Columbia	8.100 11T	8.900 6	8.400 11	9.300 13T	9.000 9T	7.100 15T	50.800 10
11T	5111	Dominic Perotto	Gem State Gymnastics	6.900 15	6.800 15	9.200 9T	9.700 8T	9.300 7T	8.700 6	50.600 11T
12T	5020	Grant Auerbach	Metro Gymnastics	8.500 9	8.800 8T	7.200 15T	9.300 14T	8.800 11T	8.000 8	50.600 12T
13	5054	Hugh Fordyce	Bainbridge Island	7.800 13	8.300 11	8.600 10	9.200 15T	8.500 14T	7.900 10T	50.300 13
14	5002	Martin Hankins	Acrovision	7.700 14	8.000 13T	8.300 13T	9.200 16T	8.500 15T	7.800 11	49.500 14
15	5110	Logan Read	Gem State Gymnastics	5.400 16	7.200 14	7.200 16T	9.800 4T	8.500 16T	7.100 16T	45.200 15
16	5058	Chase Park	Top Flyte	8.100 12T	5.500 17	6.800 17	9.400 11	7.900 17	3.600 17	41.300 16
17	5044	Josh Martwick	Oregon Gymnastics	0.000 17	5.700 16	10.400 1	0.000 17	9.400 5	9.000 4	34.500 17

# 2013 RCC - BOYS







## Team Results

Mar 1-3, 2013

Page: 1  
Printed: 3/3/2013 11:38:24 AM

Men / 5 / All Ages

Session: 9

Rank	Gym	Team	Score						
1	Danik	*	183.700	31.000 4	30.700 3	29.900 4	30.400 1	30.200 4	31.500 1
	5118	Isaac Turnage		11.700		10.600	10.500	10.800	11.600
	5116	Jack Tideman		9.700	9.500	9.300	9.800		9.200
	5119	Connor Robideu		9.600	10.300	10.000	10.100	10.100	10.700
	5117	Miles O'Connor			10.900			9.300	
2	Seattle Gymnastics	*	183.100	31.200 2T	31.300 1	30.900 2	29.300 5	30.400 2	30.000 4
	5083	Isaac Poole		11.500	10.600	11.200	9.800	10.400	10.900
	5080	Nikolas Ioannou		10.000	10.300		9.700	10.000	
	5079	Owen Jones		9.700	10.400	10.000		10.000	9.600
	5081	Kisho McDonald				9.700			
	5078	Drew Allen					9.800		9.500
3T	National Academy	*	181.600	31.600 1	29.900 5T	30.700 3	30.000 2	29.100 6	30.300 3
	5036	Ethan Phan		11.600	11.200	11.200	10.300	11.300	11.100
	5035	Tanner Niegel		10.100					9.500
	5032	Jakub Burcal		9.900			9.900		
	5037	Tristan Sampley			9.700			8.800	
	5034	Thomas Evans			9.000	9.600	9.800	9.000	
	5033	Luke Dasonville				9.900			9.700
4T	USGA	*	181.600	31.200 3T	31.200 2	28.800 6T	29.400 4	30.000 5	31.000 2
	5071	Preston Clack		10.600	10.700	9.500	10.100	10.500	11.300
	5077	Joseph Rogers		10.500					
	5074	Ryan Helms		10.100		9.700	9.900		10.500
	5075	Abe Luedtke			10.400			9.600	9.200
	5070	Eathan Ares			10.100	9.600	9.400	9.900	
5	Oregon Gymnastics	*	180.200	30.700 5	30.600 4	31.000 1	28.900 7	30.300 3	28.700 5
	5040	Hunter Clasey		10.600	10.600	10.200	9.600		
	5048	Jacoby Thompson		10.100	10.000			10.300	10.000
	5046	Andrew Shusterman		10.000			9.600	10.100	
	5047	Owen Stevens			10.000				
	5043	Devin Edwards				10.400			9.100
	5044	Josh Martwick				10.400			
	5045	Mateo Placito					9.700		9.600
	5042	Jadon Giuliano						9.900	

# 2013 RCC - BOYS







## Team Results

Mar 1-3, 2013

Page: 2  
Printed: 3/3/2013 11:38:24 AM

Men / 5 / All Ages

Session: 9

Rank	Gym	Team	Score						
6	Avant Coeur	*	177.400	30.400 6	29.000 7	29.500 5	29.500 3	31.000 1	28.000 6
	5099	Caden Severtson		11.200	10.300	10.400	10.100	10.600	9.500
	5100	Patrick McCarthy		10.700	10.400	10.300	9.700	11.000	8.900
	5101	Porter Howard		8.500	8.300	8.800	9.700	9.400	9.600
7	Metro Gymnastics	*	168.800	27.500 8	29.900 6T	28.800 7T	29.000 6	28.300 8	25.300 8
	5021	Ethan Goff		9.800		9.700	10.000	9.900	9.000
	5142	Tyler Hillison		9.200			9.500	9.000	
	5020	Grant Auerbach		8.500					8.000
	5019	Kendall Alexander			10.100			9.400	8.300
	5024	Gabe Porter			10.100	8.900			
	5143	Sam Silver			9.700	10.200			
	5025	Jackson Schulze					9.500		
8	Acrovision	*	163.900	30.000 7	26.600 8	27.000 8	28.500 8	28.500 7	23.300 9
	5004	Nathan Vezina		10.700	9.500	8.900	9.800	9.700	8.300
	5006	Zane Viles		9.800	9.100	9.100	9.200	9.600	7.200
	5000	Jaiden Aldrich		9.500		9.000	9.500	9.200	
	5002	Martin Hankins			8.000				7.800
9	Mid Columbia	*	157.800	25.600 9	25.900 9	26.400 9	28.400 9	26.000 9	25.500 7
	5059	Dylan Harbo		8.900	8.800	9.400	9.800	8.500	8.300
	5062	Jack Wanicheck		8.600		8.600	9.300		9.600
	5060	Preston Reitz		8.100	8.900	8.400	9.300	9.000	
	5061	Alec Reitz			8.200			8.500	7.600
10	Bainbridge Island	*	102.400	17.300 12	17.000 10	16.900 10	18.900 13	17.300 12	15.000 11
	5056	Abe Muldrow		9.500	8.700	8.300	9.700	8.800	7.100
	5054	Hugh Fordyce		7.800	8.300	8.600	9.200	8.500	7.900
11	Mt. Baker Gymnastics	*	98.400	18.100 11	16.200 11	15.000 13	20.000 10	17.100 13	12.000 12
	5113	Stryder Deyerin		9.600	7.100	7.600	10.000	8.700	6.100
	5115	Jira Padrnos		8.500	9.100	7.400	10.000	8.400	5.900

# 2013 RCC - BOYS







## Team Results

Mar 1-3, 2013

Page: 3  
Printed: 3/3/2013 11:38:24 AM

Men / 5 / All Ages

Session: 9

Rank	Gym	Team	Score						
12	Top Flyte	*	96.700	18.400	14.800	16.000	19.100	17.500	10.900
				10	12	12	12	11	13
	5057 Ryan Burgess			10.300	9.300	9.200	9.700	9.600	7.300
	5058 Chase Park			8.100	5.500	6.800	9.400	7.900	3.600
13	Gem State Gymnastics	*	95.800	12.300	14.000	16.400	19.500	17.800	15.800
				13	13	11	11	10	10
	5111 Dominic Perotto			6.900	6.800	9.200	9.700	9.300	8.700
	5110 Logan Read			5.400	7.200	7.200	9.800	8.500	7.100
14	Azahares Gymnastics	*	57.000	9.600	9.900	9.700	9.600	8.900	9.300
				14	14	14	14	14	14
	5138 Daniel Moore			9.600	9.900	9.700	9.600	8.900	9.300