

2014 RCC - BOYS

Meet Results







Feb 28 - Mar 2, 2014

Page: 1
Printed: 3/2/2014 2:22:26 PM

Men / 4 / 6

Session: 10

Judge's Signatures

Rank	Num	Name	Gym							AA
1	4135	Nicholas Gulizia	SGA (Columbia City)	Diff: 0.900	0.200	1.100	1.000	0.100	1.000	
				Exec: 9.300	8.900	9.600	8.400	9.500	9.000	
				ND:						
				Final: 10.200	9.100	10.700	9.400	9.600	10.000	59.000
				Place: 1	1	1	4	1	1T	1
2	4125	Jayden Hardman	Precision Elite	Diff: 0.300	0.200	0.700	1.000	0.200	1.000	
				Exec: 8.400	8.400	9.400	8.500	9.300	8.200	
				ND:						
				Final: 8.700	8.600	10.100	9.500	9.500	9.200	55.600
				Place: 5	2	2	2*	2	5	2
3	4048	Jackson Mayor	Cascade Elite	Diff: 1.100	0.700	1.000	1.000	0.200	1.000	
				Exec: 7.900	7.600	7.700	8.500	9.000	8.500	
				ND:						
				Final: 9.000	8.300	8.700	9.500	9.200	9.500	54.200
				Place: 4T	3	8	3*	3	3T	3
4	4141	Luke Jacobsen	SGA (Columbia City)	Diff: 0.400	1.000	0.500	1.000	1.000	1.200	
				Exec: 9.100	6.200	8.700	8.200	7.100	8.800	
				ND:						
				Final: 9.500	7.200	9.200	9.200	8.100	10.000	53.200
				Place: 2	5*	6	5	9	2T	4
5	4138	Cole Daniels	SGA (Columbia City)	Diff: 0.300	1.000	0.700	1.000	0.100	1.200	
				Exec: 7.200	6.200	9.300	8.000	8.100	8.300	
				ND:						
				Final: 7.500	7.200	10.000	9.000	8.200	9.500	51.400
				Place: 7	6*	3	6	8	4T	5
6	4163	William Kono	Westside Gymnastics	Diff: 0.700	1.000	0.500	1.000	0.200	1.000	
				Exec: 8.300	5.500	8.800	7.900	8.200	8.000	
				ND:						
				Final: 9.000	6.500	9.300	8.900	8.400	9.000	51.100
				Place: 3T	8	5	7*	7	6*	6
7	4140	Joseph Marsh	SGA (Columbia City)	Diff: 1.000	1.000	0.500	1.000	0.200	1.000	
				Exec: 6.600	5.800	8.900	7.800	8.600	8.000	
				ND:						
				Final: 7.600	6.800	9.400	8.800	8.800	9.000	50.400
				Place: 6	7	4	10*	4T	7*	7
8	4143	Garner Pelton	SGA (Columbia City)	Diff: 1.000	1.000	0.500	1.000	1.000	0.500	
				Exec: 6.200	5.000	8.500	7.800	7.800	8.000	
				ND:						
				Final: 7.200	6.000	9.000	8.800	8.800	8.500	48.300
				Place: 8	10	7	9*	5T	9	8
9	4159	Jacoby Briles	Westside Gymnastics	Diff: 0.700	1.000	1.000	1.000	0.200	1.100	
				Exec: 6.300	6.200	7.300	8.500	7.100	7.500	
				ND:						
				Final: 7.000	7.200	8.300	9.500	7.300	8.600	47.900
				Place: 9	4*	10	1*	10	8	9
10	4139	Logan Snodgrass	SGA (Columbia City)	Diff: 0.100	1.000	0.500	1.000	1.000	1.000	
				Exec: 6.400	5.200	7.900	7.900	7.600	7.200	
				ND:						
				Final: 6.500	6.200	8.400	8.900	8.600	8.200	46.800
				Place: 10	9	9	8*	6	10	10

2014 RCC - BOYS

Meet Results







Feb 28 - Mar 2, 2014

Page: 1
Printed: 3/2/2014 2:22:50 PM

Men / 4 / 7-8

Session: 10

Judge's Signatures

Rank	Num	Name	Gym							AA
1	4046	Matthew Tang	Cascade Elite	Diff: 0.300	1.200	1.200	1.000	0.200	1.300	
				Exec: 9.500	9.100	9.200	8.800	9.800	9.000	
				ND:						
				Final: 9.800	10.300	10.400	9.800	10.000	10.300	60.600
				Place: 4T	1	5T	5*	7*	4T	1
2	4127	Kyle Jordan	Precision Elite	Diff: 1.500	1.000	1.200	1.300	0.600	1.100	
				Exec: 9.300	7.800	9.600	8.900	9.200	9.000	
				ND:						
				Final: 10.800	8.800	10.800	10.200	9.800	10.100	60.500
				Place: 1	8T	1	1	10	9	2
3	4142	Jack Sieckhaus	SGA (Columbia City)	Diff: 0.400	0.200	1.200	1.000	0.200	1.100	
				Exec: 9.600	9.200	9.300	8.500	9.800	9.100	
				ND:						
				Final: 10.000	9.400	10.500	9.500	10.000	10.200	59.600
				Place: 2T	3	3	12*	6*	5*	3
4	4134	Campbell Muth	SGA (Ballard)	Diff: 0.700	0.200	1.200	1.000	0.700	1.200	
				Exec: 9.100	8.200	9.400	8.700	9.900	9.100	
				ND:						
				Final: 9.800	8.400	10.600	9.700	10.600	10.300	59.400
				Place: 5T	13	2	7*	1	3T	4
5	4137	Benjamin Leonardo	SGA (Columbia City)	Diff: 0.900	1.000	0.700	1.000	0.700	1.200	
				Exec: 9.100	6.600	9.700	8.800	9.700	9.000	
				ND:						
				Final: 10.000	7.600	10.400	9.800	10.400	10.200	58.400
				Place: 3T	18	4T	3*	2	8T	5
6	4063	Charles Rogan	Eastside Gymnastics	Diff: 0.100	0.200	0.700	1.000	0.700	1.100	
				Exec: 9.100	8.300	9.600	8.900	9.400	9.100	
				ND:						
				Final: 9.200	8.500	10.300	9.900	10.100	10.200	58.200
				Place: 10T	11T	6T	2	4*	6*	6
7T	4043	Judah Hirschman	Cascade Elite	Diff: 0.700	1.000	1.000	1.000	1.000	1.100	
				Exec: 8.800	8.500	9.000	8.000	7.900	9.500	
				ND:						
				Final: 9.500	9.500	10.000	9.000	8.900	10.600	57.500
				Place: 6	2	10T	19*	19T	1	7T
8T	4051	Jacob Elkins	Cascade Elite	Diff: 0.200	0.700	0.700	1.000	0.700	1.100	
				Exec: 8.900	8.400	9.300	8.000	9.400	9.100	
				ND:						
				Final: 9.100	9.100	10.000	9.000	10.100	10.200	57.500
				Place: 13	4	9T	18*	5*	7*	8T
9	4119	Nicholas Adams	Precision Elite	Diff: 0.800	0.200	0.500	1.100	0.300	1.200	
				Exec: 8.400	8.500	9.100	8.600	9.700	8.200	
				ND:						
				Final: 9.200	8.700	9.600	9.700	10.000	9.400	56.600
				Place: 12*	10*	16T	10*	8T	14*	9
10	4133	Maxim Kiianitsa	SGA (Ballard)	Diff: 1.000	0.200	0.700	1.000	0.100	1.300	
				Exec: 7.800	8.500	9.100	8.100	9.500	9.100	
				ND:						
				Final: 8.800	8.700	9.800	9.100	9.600	10.400	56.400
				Place: 16T	9*	12T	15*	11	2	10

2014 RCC - BOYS

Meet Results







Feb 28 - Mar 2, 2014

Page: 2

Printed: 3/2/2014 2:22:51 PM

Men / 4 / 7-8







Session: 10

Rank	Num	Name	Gym							AA
11	4124	Quentin Brown	Precision Elite	Diff: 0.800	0.200	0.700	1.000	1.000	1.200	
				Exec: 8.600	8.600	8.900	8.500	8.400	8.300	
				ND:						
				Final: 9.400	8.800	9.600	9.500	9.400	9.500	56.200
				Place: 8T	6T	17T	13*	14*	12	11
12	4044	Ben Berger	Cascade Elite	Diff: 0.200	1.000	1.200	1.000	0.300	1.200	
				Exec: 8.500	7.300	9.100	8.700	9.800	7.700	
				ND:						
				Final: 8.700	8.300	10.300	9.700	10.100	8.900	56.000
				Place: 18	15*	7T	8*	3T	20	12
13	4158	Kirin Nontavarni	Westside Gymnastics	Diff: 0.800	1.000	1.200	1.100	1.000	0.500	
				Exec: 8.400	7.500	8.800	8.700	8.300	8.600	
				ND:						
				Final: 9.200	8.500	10.000	9.800	9.300	9.100	55.900
				Place: 11*	12T	11T	6T	16*	18	13
14	4062	Ty Mitton	Eastside Gymnastics	Diff: 0.200	1.000	0.600	1.000	0.700	1.000	
				Exec: 8.700	6.500	9.100	8.800	9.200	8.700	
				ND:						
				Final: 8.900	7.500	9.700	9.800	9.900	9.700	55.500
				Place: 14	19	14T	4*	9	11*	14
15	4160	Oskar Sanchez	Westside Gymnastics	Diff: 1.200	1.000	1.000	1.100	0.100	1.000	
				Exec: 7.600	7.300	8.700	8.600	9.100	8.700	
				ND:						
				Final: 8.800	8.300	9.700	9.700	9.200	9.700	55.400
				Place: 17T	14*	15T	9*	17	10*	15
16	4161	Andrew Martyn	Westside Gymnastics	Diff: 1.000	0.500	1.000	1.000	0.200	1.000	
				Exec: 8.300	8.300	8.800	8.000	9.200	8.000	
				ND:						
				Final: 9.300	8.800	9.800	9.000	9.400	9.000	55.300
				Place: 9	7T	13T	17*	12T	19	16
17	4049	Fletcher Lohrentz	Cascade Elite	Diff: 0.200	0.200	0.700	1.000	0.100	1.200	
				Exec: 7.700	8.700	8.800	8.200	8.800	8.200	
				ND:						
				Final: 7.900	8.900	9.500	9.200	8.900	9.400	53.800
				Place: 20	5	18	14	18T	15*	17
18	4172	Roey Kramer	Westside Gymnastics	Diff: 0.600	1.000	0.200	1.000	1.000	0.500	
				Exec: 8.800	6.900	8.900	7.800	8.300	8.700	
				ND:						
				Final: 9.400	7.900	9.100	8.800	9.300	9.200	53.700
				Place: 7T	16	19	21	15*	17	18
19	4131	Finn Jacobsen	SGA (Ballard)	Diff: 0.200	1.000	0.700	1.000	1.000	1.200	
				Exec: 6.800	6.700	9.400	8.100	8.400	8.200	
				ND:						
				Final: 7.000	7.700	10.100	9.100	9.400	9.400	52.700
				Place: 21	17	8	16*	13*	13*	19
20	4173	Ryan Mellinger	Westside Gymnastics	Diff: 0.600	0.200	1.000	1.000	1.000	1.000	
				Exec: 8.200	7.000	7.100	8.600	7.400	8.300	
				ND:						
				Final: 8.800	7.200	8.100	9.600	8.400	9.300	51.400
				Place: 15T	20	22	11	23	16	20

2014 RCC - BOYS

Meet Results

Feb 28 - Mar 2, 2014

Rank	Num	Name	Gym							AA
21	4136	Andre Pieters	SGA (Columbia City)	Diff: 0.200	1.000	0.200	1.000	1.000	0.200	
				Exec: 8.300	5.200	8.600	7.700	7.600	8.300	
				ND: _____	_____	_____	_____	_____	_____	
				Final: 8.500	6.200	8.800	8.700	8.600	8.500	49.300
				Place: 19	23	20	22	22	21	21
22	4169	Jack Doyle	Westside Gymnastics	Diff: 1.000	0.200	1.000	1.000	0.200	0.200	
				Exec: 5.200	6.100	7.600	7.900	8.500	7.800	
				ND: _____	_____	_____	_____	_____	_____	
				Final: 6.200	6.300	8.600	8.900	8.700	8.000	46.700
				Place: 23	22	21	20	21	22	22
23	4170	Oliver DeWan	Westside Gymnastics	Diff: 1.000	1.000	1.000	1.000	0.200	1.000	
				Exec: 5.800	5.400	7.000	7.400	8.600	6.700	
				ND: _____	_____	_____	_____	_____	_____	
				Final: 6.800	6.400	8.000	8.400	8.800	7.700	46.100
				Place: 22	21	23	23	20	23	23

2014 RCC - BOYS

Meet Results







Feb 28 - Mar 2, 2014

Page: 1
Printed: 3/2/2014 2:22:54 PM

Men / 4 / 9-10

Session: 10







Judge's Signatures

Rank	Num	Name	Gym							AA
1	4000	Jesse St. Onge	360 Gymnastics	Diff: 1.200	1.200	1.400	1.100	0.600	1.000	
				Exec: 8.600	8.800	9.600	8.900	9.400	8.200	
				ND:						
				Final: 9.800	10.000	11.000	10.000	10.000	9.200	60.000
				Place: 1	1	2	2	2	11*	1
2	4061	Ivan Shur	Eastside Gymnastics	Diff: 0.100	1.000	1.400	1.100	0.700	1.200	
				Exec: 9.200	6.400	9.700	8.800	9.700	8.700	
				ND:						
				Final: 9.300	7.400	11.100	9.900	10.400	9.900	58.000
				Place: 3T	14	1	5*	1	3	2
3	4171	Alex Gold	Westside Gymnastics	Diff: 0.700	1.200	0.700	1.100	1.000	1.000	
				Exec: 8.300	8.500	9.200	8.800	7.500	8.800	
				ND:						
				Final: 9.000	9.700	9.900	9.900	8.500	9.800	56.800
				Place: 8T	2	5T	4*	14	4	3
4	4174	Gustavin Suess	Westside Gymnastics	Diff: 0.500	0.200	0.200	1.000	0.200	1.300	
				Exec: 8.000	9.000	9.700	7.800	9.600	9.200	
				ND:						
				Final: 8.500	9.200	9.900	8.800	9.800	10.500	56.700
				Place: 12	3	4T	14	3	1	4
5T	4059	Nico Sayed	Eastside Gymnastics	Diff: 0.200	1.000	1.100	1.000	0.200	1.000	
				Exec: 8.400	6.600	9.300	8.700	9.500	9.000	
				ND:						
				Final: 8.600	7.600	10.400	9.700	9.700	10.000	56.000
				Place: 10T	13*	3	8	4	2	5T
6T	4060	Braydon Schwendke	Eastside Gymnastics	Diff: 0.200	1.000	0.200	1.000	0.200	1.200	
				Exec: 9.100	7.300	9.300	8.800	9.400	8.300	
				ND:						
				Final: 9.300	8.300	9.500	9.800	9.600	9.500	56.000
				Place: 4T	8	7	6T	6*	8*	6T
7	4122	Luke Olson	Precision Elite	Diff: 0.800	0.200	1.000	1.100	0.200	1.000	
				Exec: 8.300	8.700	7.600	8.700	9.300	8.300	
				ND:						
				Final: 9.100	8.900	8.600	9.800	9.500	9.300	55.200
				Place: 6	4*	13	7T	7T	9	7
8	4126	Jordan Hughes	Precision Elite	Diff: 0.300	0.200	0.700	1.000	0.200	1.000	
				Exec: 8.700	8.700	9.100	7.700	9.400	8.100	
				ND:						
				Final: 9.000	8.900	9.800	8.700	9.600	9.100	55.100
				Place: 7T	5*	6	15	5*	12T	8
9	4167	Conrad Aradine	Westside Gymnastics	Diff: 0.500	0.200	0.500	1.000	0.200	0.700	
				Exec: 8.400	8.000	8.900	8.400	8.800	8.800	
				ND:						
				Final: 8.900	8.200	9.400	9.400	9.000	9.500	54.400
				Place: 9	9*	8	10*	10	6*	9
10	4058	Marshall Lobet	Eastside Gymnastics	Diff: 0.200	0.200	1.000	1.000	0.200	1.200	
				Exec: 9.200	8.000	7.500	8.900	8.600	8.300	
				ND:						
				Final: 9.400	8.200	8.500	9.900	8.800	9.500	54.300
				Place: 2	10*	14	3T	12T	7*	10

2014 RCC - BOYS

Meet Results

Feb 28 - Mar 2, 2014

Rank	Num	Name	Gym							AA
11	4001	Alex Knight	360 Gymnastics	Diff: 0.800	0.500	0.500	1.200	0.200	1.200	
				Exec: 7.200	8.400	8.300	8.900	8.700	7.900	
				ND:						
				Final: 8.000	8.900	8.800	10.100	8.900	9.100	53.800
				Place: 14	6T	10T	1	11	13T	11
12	4165	Kohl Weichbrodt	Westside Gymnastics	Diff: 0.600	0.200	1.000	1.000	0.700	0.500	
				Exec: 8.000	8.500	7.200	8.400	8.800	7.900	
				ND:						
				Final: 8.600	8.700	8.200	9.400	9.500	8.400	52.800
				Place: 11T	7	15	11*	8T	15	12
13T	4056	Hunter Jakubek	Eastside Gymnastics	Diff: 0.300	1.000	1.000	1.000	0.200	1.000	
				Exec: 9.000	4.800	7.700	8.500	8.900	8.200	
				ND:						
				Final: 9.300	5.800	8.700	9.500	9.100	9.200	51.600
				Place: 5T	15	12*	9	9	10*	13T
14T	4132	Peter Kearney	SGA (Ballard)	Diff: 1.000	1.000	1.000	1.000	1.000	0.700	
				Exec: 6.700	6.600	7.700	8.300	7.800	8.800	
				ND:						
				Final: 7.700	7.600	8.700	9.300	8.800	9.500	51.600
				Place: 15	12*	11*	13*	13T	5*	14T
15	4168	Zach Fredericks	Westside Gymnastics	Diff: 0.500	0.200	0.200	1.000	0.200	0.700	
				Exec: 7.900	7.800	8.600	8.300	8.100	8.000	
				ND:						
				Final: 8.400	8.000	8.800	9.300	8.300	8.700	51.500
				Place: 13	11	9T	12*	15	14	15
16	4055	Anthony Braude	Eastside Gymnastics	Diff: 0.000	0.000	0.000	0.000	0.000	0.000	
				Exec: 0.000	0.000	0.000	0.000	0.000	0.000	
				ND:						
				Final: 0.000	0.000	0.000	0.000	0.000	0.000	0.000
				Place: 16	16	16	16	16	16	16

2014 RCC - BOYS

Meet Results







Feb 28 - Mar 2, 2014

Page: 1
Printed: 3/2/2014 2:23:02 PM

Men / 4 / 11+

Session: 10

Judge's Signatures

Rank	Num	Name	Gym							AA
1	4121	Grant Morgan	Precision Elite	Diff: 0.400 Exec: 9.500 ND: Final: 9.900 Place: 1	0.200 9.100 1	0.700 9.400 2	1.000 8.600 4	0.200 9.500 1*	0.200 8.600 5	57.400 1
2	4123	Max Spiess	Precision Elite	Diff: 0.200 Exec: 7.900 ND: Final: 8.100 Place: 5	0.200 8.100 2	1.200 9.300 1	1.000 8.500 5	0.700 9.000 3T	1.000 8.000 3	55.100 2
3	4164	Pedro Aleman	Westside Gymnastics	Diff: 0.800 Exec: 8.400 ND: Final: 9.200 Place: 2	0.500 7.700 3	1.000 7.600 5	1.100 8.700 1	0.200 8.900 5*	0.500 8.400 4	53.800 3
4T	4057	Harrison Lobet	Eastside Gymnastics	Diff: 0.100 Exec: 8.700 ND: Final: 8.800 Place: 3	1.000 6.200 5	0.200 8.800 4	1.000 8.700 2T	0.200 9.500 2*	0.200 9.100 1	53.700 4T
5T	4166	Jackson Saefke	Westside Gymnastics	Diff: 1.000 Exec: 7.200 ND: Final: 8.200 Place: 4	0.200 7.400 4	0.700 9.300 3	1.100 8.600 3T	0.200 8.900 4*	1.000 8.100 2	53.700 5T

2014 RCC - BOYS

Team Results







Feb 28 - Mar 2, 2014

Page: 1

Printed: 3/2/2014 2:22:10 PM

Men / 4 / All Ages







Session: 10

Rank	Gym	Team	Score						
1	Cascade Elite	*	178.300	28.400 3	28.900 1	30.700 4	29.000 4	30.200 2	31.100 1
	4046	Matthew Tang		9.800	10.300	10.400	9.800	10.000	10.300
	4043	Judah Hirschman		9.500	9.500				10.600
	4051	Jacob Elkins		9.100	9.100	10.000		10.100	10.200
	4044	Ben Berger				10.300	9.700	10.100	
	4048	Jackson Mayor					9.500		
2	SGA (Columbia City)	*	177.000	30.200 1	26.100 4	31.600 2	28.700 5	30.000 3	30.400 2
	4135	Nicholas Gulizia		10.200	9.100	10.700	9.400	9.600	10.000
	4142	Jack Sieckhaus		10.000	9.400	10.500	9.500	10.000	10.200
	4137	Benjamin Leonardo		10.000	7.600	10.400	9.800	10.400	10.200
3	Precision Elite	*	176.800	30.100 2	27.100 3	31.400 3	29.700 1T	29.500 5	29.000 6
	4127	Kyle Jordan		10.800		10.800	10.200	9.800	10.100
	4121	Grant Morgan		9.900	9.300	10.100		9.700	
	4124	Quentin Brown		9.400					9.500
	4122	Luke Olson			8.900		9.800		
	4126	Jordan Hughes			8.900				
	4123	Max Spiess				10.500			
	4119	Nicholas Adams					9.700	10.000	9.400
4	Eastside Gymnastics	*	175.000	28.000 4	25.000 5	31.800 1	29.700 2T	30.400 1	30.100 4
	4058	Marshall Lobet		9.400	8.200		9.900		
	4061	Ivan Shur		9.300		11.100	9.900	10.400	9.900
	4060	Braydon Schwendke		9.300	8.300				
	4063	Charles Rogan			8.500	10.300	9.900	10.100	10.200
	4059	Nico Sayed				10.400			10.000
	4062	Ty Mitton						9.900	
5	Westside Gymnastics	*	173.700	27.900 5	27.700 2	29.900 6	29.500 3	28.700 6	30.000 5
	4172	Roey Kramer		9.400					
	4161	Andrew Martyn		9.300	8.800			9.400	
	4158	Kirin Nontavarni		9.200		10.000	9.800		
	4171	Alex Gold			9.700	9.900	9.900		9.800
	4174	Gustavin Suess			9.200			9.800	10.500
	4166	Jackson Saefke				10.000			
	4164	Pedro Aleman					9.800		
	4165	Kohl Weichbrodt						9.500	
	4160	Oskar Sanchez							9.700

2014 RCC - BOYS

Team Results

Feb 28 - Mar 2, 2014

Rank	Gym	Team	Score						
6	SGA (Ballard)	*	169.500	26.300	24.800	30.500	28.100	29.600	30.200
				6	6	5	6	4	3
	4134 Campbell Muth			9.800	8.400	10.600	9.700	10.600	10.300
	4133 Maxim Kiianitsa			8.800	8.700	9.800	9.100	9.600	10.400
	4132 Peter Kearney			7.700			9.300		9.500
	4131 Finn Jacobsen				7.700	10.100		9.400	
7	360 Gymnastics	*	113.800	17.800	18.900	19.800	20.100	18.900	18.300
				7	7	7	7	7	7
	4000 Jesse St. Onge			9.800	10.000	11.000	10.000	10.000	9.200
	4001 Alex Knight			8.000	8.900	8.800	10.100	8.900	9.100