

2014 RCC - BOYS

Meet Results







Feb 28 - Mar 2, 2014

Page: 1
Printed: 3/2/2014 6:10:23 PM

Men / 4 / 6

Session: 11

Judge's Signatures

Rank	Num	Name	Gym							AA
1	4107	Leo Rachmady	OMEGA	Diff: 1.200	1.000	1.000	1.000	0.100	1.200	
				Exec: 8.500	7.900	8.800	8.800	9.200	8.700	
				ND:						
				Final: 9.700	8.900	9.800	9.800	9.300	9.900	57.400
				Place: 1	2	3	2	2	1	1
2	4105	Alexander Fessl-Tuck	OMEGA	Diff: 0.500	1.000	1.000	1.000	0.100	1.000	
				Exec: 8.500	6.600	9.200	7.900	8.900	8.300	
				ND:						
				Final: 9.000	7.600	10.200	8.900	9.000	9.300	54.000
				Place: 2	5	2	7*	4T	2	2
3	4075	Keegan Krahnke	Metro Gymnastics	Diff: 0.500	1.000	1.000	0.100	0.200	0.500	
				Exec: 8.300	5.800	7.900	9.900	9.300	8.500	
				ND:						
				Final: 8.800	6.800	8.900	10.000	9.500	9.000	53.000
				Place: 3	8*	7*	1	1	4	3
4	4070	Austin Bernards	Metro Gymnastics	Diff: 0.600	1.000	1.200	1.000	0.200	0.700	
				Exec: 7.100	5.300	9.200	8.700	8.800	8.000	
				ND:						
				Final: 7.700	6.300	10.400	9.700	9.000	8.700	51.800
				Place: 8	10	1	3	5T	8	4
5	4114	Ryan Jack	Oregon Gymnastics	Diff: 0.200	1.000	0.700	1.000	0.300	0.500	
				Exec: 7.800	5.900	8.900	7.700	8.700	7.800	
				ND:						
				Final: 8.000	6.900	9.600	8.700	9.000	8.300	50.500
				Place: 7	6	5*	9	6T	11	5
6	4081	Zane Wagner	Metropolitan	Diff: 1.000	1.000	0.700	1.000	1.000	0.500	
				Exec: 6.200	6.700	9.000	8.100	6.800	8.100	
				ND:						
				Final: 7.200	7.700	9.700	9.100	7.800	8.600	50.100
				Place: 11	4	4	5	10	9	6
7T	4072	Matthew Dollar	Metro Gymnastics	Diff: 0.500	1.000	1.000	1.000	1.000	0.700	
				Exec: 7.700	5.100	7.900	8.300	7.300	7.800	
				ND:						
				Final: 8.200	6.100	8.900	9.300	8.300	8.500	49.300
				Place: 6T	11	8*	4	8	10	7T
8T	4118	Alexander Strigul	Oregon Gymnastics	Diff: 1.000	0.200	0.700	1.000	1.000	1.000	
				Exec: 6.400	7.800	8.100	7.900	6.400	7.800	
				ND:						
				Final: 7.400	8.000	8.800	8.900	7.400	8.800	49.300
				Place: 10	3	9	6*	12	6*	8T
9	4078	Aidan Prell	Metropolitan	Diff: 0.200	1.000	0.500	1.000	1.000	1.000	
				Exec: 8.200	5.800	7.700	7.900	7.000	7.800	
				ND:						
				Final: 8.400	6.800	8.200	8.900	8.000	8.800	49.100
				Place: 4	7*	11	8*	9	7*	9
10	4073	William Keeney	Metro Gymnastics	Diff: 0.500	1.000	1.000	1.000	1.000	1.000	
				Exec: 7.000	5.400	7.600	7.100	8.200	6.900	
				ND:						
				Final: 7.500	6.400	8.600	8.100	9.200	7.900	47.700
				Place: 9	9	10	10	3	12	10

2014 RCC - BOYS







Meet Results

Feb 28 - Mar 2, 2014

Page: 2
Printed: 3/2/2014 6:10:23 PM

Men / 4 / 6

Session: 11

Rank	Num	Name	Gym							AA
11	4110	Wyatt Utah	OMEGA	Diff: 0.100	0.700	0.700	1.000	1.000	0.500	
				Exec: 8.100	8.500	8.900	0.000	7.600	8.600	
				ND:						
				Final: 8.200	9.200	9.600	1.000	8.600	9.100	45.700
				Place: 5T	1	6*	13	7	3	11
12	4080	Tristan Pierce	Metropolitan	Diff: 1.000	1.000	0.100	1.000	1.000	1.000	
				Exec: 5.600	4.000	7.200	6.800	6.500	7.900	
				ND:						
				Final: 6.600	5.000	7.300	7.800	7.500	8.900	43.100
				Place: 12	12	13	12	11	5	12
13	4076	Connor Madriago	Metro Gymnastics	Diff: 1.000	1.000	0.500	1.000	1.000	0.200	
				Exec: 4.800	3.500	6.900	6.900	5.900	6.900	
				ND:						
				Final: 5.800	4.500	7.400	7.900	6.900	7.100	39.600
				Place: 13	13	12	11	13	13	13

2014 RCC - BOYS

Meet Results







Feb 28 - Mar 2, 2014

Page: 1
Printed: 3/2/2014 6:10:28 PM

Men / 4 / 7-8

Session: 11

Judge's Signatures

Rank	Num	Name	Gym							AA
1	4104	Jason Naydenov	Naydenov Gymnastics	Diff: 1.300	1.200	1.100	1.000	0.600	1.300	
				Exec: 9.100	8.700	9.300	8.500	9.500	9.600	
				ND:						
				Final: 10.400	9.900	10.400	9.500	10.100	10.900	61.200
				Place: 2T	4T	6	11*	6T	1	1
2	4108	James Richardson	OMEGA	Diff: 0.200	1.200	0.800	1.000	0.300	1.300	
				Exec: 9.100	8.800	9.700	8.700	9.700	9.400	
				ND:						
				Final: 9.300	10.000	10.500	9.700	10.000	10.700	60.200
				Place: 6T	1*	1*	6*	9	2T	2
3	4106	Mason King	OMEGA	Diff: 1.400	1.000	1.200	1.000	0.800	1.000	
				Exec: 8.600	8.500	9.100	8.600	9.800	9.100	
				ND:						
				Final: 10.000	9.500	10.300	9.600	10.600	10.100	60.100
				Place: 3	5T	9*	9T	1*	7T	3
4T	4017	Jeremiah West	Auburn Gymnastics	Diff: 0.200	1.200	1.200	1.000	0.800	1.200	
				Exec: 8.700	8.800	9.300	8.400	9.800	8.900	
				ND:						
				Final: 8.900	10.000	10.500	9.400	10.600	10.100	59.500
				Place: 15T	2*	4*	13*	3*	9*	4T
5T	4109	Quincy Toney	OMEGA	Diff: 1.100	0.500	0.500	1.000	0.700	1.300	
				Exec: 9.300	8.800	9.400	8.400	9.400	9.100	
				ND:						
				Final: 10.400	9.300	9.900	9.400	10.100	10.400	59.500
				Place: 1T	8T	12	12*	8*	5	5T
6	4116	Will Owen	Oregon Gymnastics	Diff: 0.100	0.200	0.800	0.200	0.800	1.300	
				Exec: 9.200	8.200	9.700	9.700	9.800	9.200	
				ND:						
				Final: 9.300	8.400	10.500	9.900	10.600	10.500	59.200
				Place: 5T	13	2*	3*	2*	4	6
7	4115	Constantine Nikitin	Oregon Gymnastics	Diff: 0.400	1.000	1.200	0.100	0.500	1.300	
				Exec: 8.500	8.900	9.300	9.500	9.600	8.800	
				ND:						
				Final: 8.900	9.900	10.500	9.600	10.100	10.100	59.100
				Place: 16T	3T	3*	8T	5T	10T	7
8	4103	Garrett Grindle	Naydenov Gymnastics	Diff: 0.700	1.000	0.500	0.100	0.200	1.400	
				Exec: 8.600	8.300	9.200	9.700	9.500	9.300	
				ND:						
				Final: 9.300	9.300	9.700	9.800	9.700	10.700	58.500
				Place: 9T	9T	15	5*	12T	3T	8
9	4117	Jason Putnam	Oregon Gymnastics	Diff: 0.300	1.200	1.200	1.000	0.700	1.200	
				Exec: 8.700	8.300	9.100	8.500	9.100	8.600	
				ND:						
				Final: 9.000	9.500	10.300	9.500	9.800	9.800	57.900
				Place: 13T	6T	8*	10*	11	14T	9
10	4113	Gabrel Hartvigsen	Oregon Gymnastics	Diff: 0.200	1.200	1.300	1.000	0.500	1.200	
				Exec: 9.000	8.000	9.200	7.800	9.200	9.000	
				ND:						
				Final: 9.200	9.200	10.500	8.800	9.700	10.200	57.600
				Place: 10T	11T	5T	23*	13T	6	10

2014 RCC - BOYS

Meet Results







Feb 28 - Mar 2, 2014

Page: 2

Printed: 3/2/2014 6:10:28 PM

Men / 4 / 7-8







Session: 11

Rank	Num	Name	Gym							AA
11	4092	Laird Revoir	Mt. Baker Gymnastics	Diff: 0.500	1.000	0.900	1.000	0.900	1.100	
				Exec: 8.700	7.700	9.100	8.100	9.700	8.800	
				ND:						
				Final: 9.200	8.700	10.000	9.100	10.600	9.900	57.500
				Place: 11T	12	11T	16	4T	11T	11
12	4156	Eli Huntington	VEGA	Diff: 1.100	1.000	0.700	1.000	0.200	1.000	
				Exec: 8.500	8.200	9.600	8.200	8.900	8.800	
				ND:						
				Final: 9.600	9.200	10.300	9.200	9.100	9.800	57.200
				Place: 4	10T	7T	15	16	13T	12
13	4129	Nolan Donovan	Riverside	Diff: 0.300	0.200	0.700	0.200	0.200	0.700	
				Exec: 9.000	7.600	9.100	9.700	9.000	8.800	
				ND:						
				Final: 9.300	7.800	9.800	9.900	9.200	9.500	55.500
				Place: 7T	18	13T	2*	15	15	13
14	4145	Lukas Daskalos	Top Flyte	Diff: 0.700	0.200	0.700	0.100	0.200	1.000	
				Exec: 8.400	9.100	8.800	9.700	8.200	8.000	
				ND:						
				Final: 9.100	9.300	9.500	9.800	8.400	9.000	55.100
				Place: 12	7T	17	4*	19T	19	14
15	4128	Nathan Steele	Rigert Elite	Diff: 0.400	0.200	0.500	0.200	0.200	0.700	
				Exec: 8.900	7.500	8.500	9.900	9.400	8.400	
				ND:						
				Final: 9.300	7.700	9.000	10.100	9.600	9.100	54.800
				Place: 8T	19	22	1	14	18T	15
16	4155	Blaise McBee	VEGA	Diff: 0.700	1.000	0.500	1.000	0.600	1.200	
				Exec: 8.000	7.000	8.700	7.800	9.300	8.700	
				ND:						
				Final: 8.700	8.000	9.200	8.800	9.900	9.900	54.500
				Place: 17	14*	21T	22*	10	12T	16
17	4111	Nicholas Braun	Oregon Gymnastics	Diff: 0.100	1.000	0.800	1.000	0.700	1.000	
				Exec: 8.300	7.000	9.000	7.300	9.400	8.300	
				ND:						
				Final: 8.400	8.000	9.800	8.300	10.100	9.300	53.900
				Place: 18T	15*	14T	25	7*	16	17
18	4079	Isaiah Nason	Metropolitan	Diff: 0.600	1.000	0.700	1.000	0.500	1.200	
				Exec: 8.400	6.100	9.300	8.000	7.900	7.700	
				ND:						
				Final: 9.000	7.100	10.000	9.000	8.400	8.900	52.400
				Place: 14T	23	10T	18*	20T	20	18
19	4074	Zachary Klein	Metro Gymnastics	Diff: 1.000	1.000	0.200	1.000	1.000	0.200	
				Exec: 7.000	6.200	9.200	7.900	7.800	8.900	
				ND:						
				Final: 8.000	7.200	9.400	8.900	8.800	9.100	51.400
				Place: 22*	22*	18T	20*	18	17T	19
20	4018	Zacarias Diaz	Azahares Gymnastics	Diff: 0.200	0.200	0.200	1.000	1.000	0.700	
				Exec: 8.100	7.200	9.000	8.300	7.100	8.000	
				ND:						
				Final: 8.300	7.400	9.200	9.300	8.100	8.700	51.000
				Place: 20	20	20T	14	21	22	20

2014 RCC - BOYS

Meet Results

Feb 28 - Mar 2, 2014

Rank	Num	Name	Gym							AA
21	4147	Dominic King	Top Flyte	Diff: 1.000 Exec: 6.300 ND: _____ Final: 7.300 Place: 24*	Diff: 1.000 Exec: 6.200 ND: _____ Final: 7.200 Place: 21*	Diff: 0.700 Exec: 8.900 ND: _____ Final: 9.600 Place: 16	Diff: 1.000 Exec: 7.700 ND: _____ Final: 8.700 Place: 24	Diff: 1.000 Exec: 6.500 ND: _____ Final: 7.500 Place: 25	Diff: 1.200 Exec: 8.900 ND: _____ Final: 10.100 Place: 8*	50.400 21
22	4077	Braden Stroup	Metro Gymnastics	Diff: 0.700 Exec: 7.500 ND: _____ Final: 8.200 Place: 21	Diff: 1.000 Exec: 6.900 ND: _____ Final: 7.900 Place: 16*	Diff: 0.100 Exec: 8.700 ND: _____ Final: 8.800 Place: 23	Diff: 1.000 Exec: 7.900 ND: _____ Final: 8.900 Place: 19*	Diff: 1.000 Exec: 6.900 ND: _____ Final: 7.900 Place: 24*	Diff: 1.000 Exec: 7.500 ND: _____ Final: 8.500 Place: 23	50.200 22
23	4065	Julian Hampton	MAC Gymnastics	Diff: 1.000 Exec: 5.800 ND: _____ Final: 6.800 Place: 26	Diff: 1.000 Exec: 5.800 ND: _____ Final: 6.800 Place: 24	Diff: 0.700 Exec: 8.700 ND: _____ Final: 9.400 Place: 19T	Diff: 1.000 Exec: 8.700 ND: _____ Final: 9.700 Place: 7*	Diff: 0.200 Exec: 8.800 ND: _____ Final: 9.000 Place: 17	Diff: 1.000 Exec: 6.700 ND: _____ Final: 7.700 Place: 25	49.400 23
24	4148	Vaden Priest	Top Flyte	Diff: 0.200 Exec: 8.200 ND: _____ Final: 8.400 Place: 19T	Diff: 1.000 Exec: 5.600 ND: _____ Final: 6.600 Place: 26	Diff: 0.700 Exec: 7.900 ND: _____ Final: 8.600 Place: 24	Diff: 1.000 Exec: 8.000 ND: _____ Final: 9.000 Place: 17*	Diff: 1.000 Exec: 6.900 ND: _____ Final: 7.900 Place: 23*	Diff: 1.200 Exec: 7.600 ND: _____ Final: 8.800 Place: 21	49.300 24
25	4064	Reif Larsen	MAC Gymnastics	Diff: 1.000 Exec: 7.000 ND: _____ Final: 8.000 Place: 23*	Diff: 1.000 Exec: 5.700 ND: _____ Final: 6.700 Place: 25	Diff: 0.200 Exec: 7.600 ND: _____ Final: 7.800 Place: 26	Diff: 1.000 Exec: 7.900 ND: _____ Final: 8.900 Place: 21*	Diff: 0.200 Exec: 7.700 ND: _____ Final: 7.900 Place: 22T	Diff: 0.200 Exec: 8.100 ND: _____ Final: 8.300 Place: 24	47.600 25
26	4019	Edizon Velasco	Azahares Gymnastics	Diff: 1.000 Exec: 6.300 ND: _____ Final: 7.300 Place: 25*	Diff: 1.000 Exec: 6.900 ND: _____ Final: 7.900 Place: 17*	Diff: 1.000 Exec: 7.100 ND: _____ Final: 8.100 Place: 25	Diff: 1.000 Exec: 6.900 ND: _____ Final: 7.900 Place: 26	Diff: 0.200 Exec: 6.800 ND: _____ Final: 7.000 Place: 26	Diff: 1.000 Exec: 6.500 ND: _____ Final: 7.500 Place: 26	45.700 26

2014 RCC - BOYS

Meet Results







Feb 28 - Mar 2, 2014

Page: 1
Printed: 3/2/2014 6:10:32 PM

Men / 4 / 9-10

Session: 11







Judge's Signatures

Rank	Num	Name	Gym							AA
1	4015	Bradley Stroud	Auburn Gymnastics	Diff: 1.700	1.200	1.400	1.000	0.800	1.400	
				Exec: 9.500	8.900	9.500	8.600	9.900	9.600	
				ND:						
				Final: 11.200	10.100	10.900	9.600	10.700	11.000	63.500
				Place: 1	2	1	3	1	1	1
2	4157	Owen Hungtinton	VEGA	Diff: 1.300	1.200	1.200	0.100	0.300	1.200	
				Exec: 8.800	7.900	9.200	9.700	9.700	9.000	
				ND:						
				Final: 10.100	9.100	10.400	9.800	10.000	10.200	59.600
				Place: 2	5	2	2	3	2	2
3	4012	Cameron Anderson	Auburn Gymnastics	Diff: 0.800	0.200	0.700	1.000	0.700	0.700	
				Exec: 9.200	9.200	9.400	8.400	9.500	8.800	
				ND:						
				Final: 10.000	9.400	10.100	9.400	10.200	9.500	58.600
				Place: 3	4	4*	5	2	4T	3
4	4016	Elijah West	Auburn Gymnastics	Diff: 1.000	1.200	0.700	1.000	0.100	1.200	
				Exec: 6.800	9.100	9.200	7.800	9.000	8.800	
				ND:						
				Final: 7.800	10.300	9.900	8.800	9.100	10.000	55.900
				Place: 10	1	5	9	7	3	4
5	4014	Isaac Olson	Auburn Gymnastics	Diff: 0.300	0.200	0.700	1.000	0.200	0.200	
				Exec: 9.200	8.600	9.000	7.600	9.600	8.900	
				ND:						
				Final: 9.500	8.800	9.700	8.600	9.800	9.100	55.500
				Place: 4	6	6	11	4	8	5
6	4102	Donny Hillis	Naydenov Gymnastics	Diff: 1.000	1.000	0.700	1.000	0.500	1.000	
				Exec: 7.600	7.200	9.400	8.300	8.800	8.500	
				ND:						
				Final: 8.600	8.200	10.100	9.300	9.300	9.500	55.000
				Place: 7	7	3*	6	6	5T	6
7	4146	Terrance Jordan	Top Flyte	Diff: 0.700	1.200	0.700	1.000	1.000	1.000	
				Exec: 8.400	8.300	8.400	8.500	6.900	8.300	
				ND:						
				Final: 9.100	9.500	9.100	9.500	7.900	9.300	54.400
				Place: 5	3	8	4	11	7T	7
8	4066	Hunter Sorenson	MAC Gymnastics	Diff: 1.000	0.200	0.100	0.200	0.200	0.700	
				Exec: 7.200	7.700	8.700	9.800	9.300	8.600	
				ND:						
				Final: 8.200	7.900	8.800	10.000	9.500	9.300	53.700
				Place: 8	8	10	1	5	6T	8
9	4071	Thomas Cummings	Metro Gymnastics	Diff: 0.700	1.000	0.700	1.000	1.000	0.200	
				Exec: 8.100	5.500	8.800	8.000	7.800	7.900	
				ND:						
				Final: 8.800	6.500	9.500	9.000	8.800	8.100	50.700
				Place: 6	11	7	8	8	10	9
10	4067	Benjamin Olshin	MAC Gymnastics	Diff: 1.000	1.000	0.100	1.000	1.000	1.000	
				Exec: 7.000	5.600	8.900	8.200	7.500	7.700	
				ND:						
				Final: 8.000	6.600	9.000	9.200	8.500	8.700	50.000
				Place: 9	10	9	7	10*	9	10

2014 RCC - BOYS

Meet Results

Feb 28 - Mar 2, 2014

Rank	Num	Name	Gym							AA
11	4068	Jack Lewy	MAC Gymnastics	Diff: 0.200	0.200	0.100	1.000	1.000	0.200	
				Exec: 5.800	7.500	7.800	7.700	7.500	7.700	
				ND:						
				Final: 6.000	7.700	7.900	8.700	8.500	7.900	46.700
				Place: 11	9	11	10	9*	11	11
12	4069	Kinler Suresh Sehdev	MAC Gymnastics	Diff: 0.000	0.000	0.000	0.000	0.200	1.000	
				Exec: 0.000	0.000	0.000	0.000	6.500	5.700	
				ND:						
				Final: 0.000	0.000	0.000	0.000	6.700	6.700	13.400
				Place: 12	12	12	12	12	12	12

2014 RCC - BOYS

Meet Results







Feb 28 - Mar 2, 2014

Page: 1
Printed: 3/2/2014 6:10:39 PM

Men / 4 / 11+

Session: 11

Judge's Signatures

Rank	Num	Name	Gym							AA
1	4013	Preston Anderson	Auburn Gymnastics	Diff: 0.300	0.200	0.900	0.100	1.000	0.700	
				Exec: 9.200	8.500	9.800	9.800	8.700	9.000	
				ND:						
				Final: 9.500	8.700	10.700	9.900	9.700	9.700	58.200
				Place: 1	2	2	1	2	1	1
2	4144	Anthony Marcello	Summit Gymnastics	Diff: 0.200	0.500	0.900	0.100	0.700	0.700	
				Exec: 8.700	8.300	9.900	9.700	9.200	8.500	
				ND:						
				Final: 8.900	8.800	10.800	9.800	9.900	9.200	57.400
				Place: 2	1	1	2	1	2	2
3	4082	Sean Gosnell	Metropolitan	Diff: 1.000	1.000	0.700	1.000	1.000	0.500	
				Exec: 7.500	7.600	8.500	7.600	6.800	8.200	
				ND:						
				Final: 8.500	8.600	9.200	8.600	7.800	8.700	51.400
				Place: 3	3	3	3	3	3	3

2014 RCC - BOYS

Team Results







Feb 28 - Mar 2, 2014

Page: 1

Printed: 3/2/2014 6:09:49 PM

Men / 4 / All Ages







Session: 11

Rank	Gym	Team	Score						
1	Auburn Gymnastics	*	184.700	30.700 1	30.400 1	32.100 1	28.900 4T	31.500 1	31.100 2T
	4015	Bradley Stroud		11.200	10.100	10.900	9.600	10.700	11.000
	4012	Cameron Anderson		10.000				10.200	
	4013	Preston Anderson		9.500		10.700	9.900		
	4016	Elijah West			10.300				10.000
	4017	Jeremiah West			10.000	10.500	9.400	10.600	10.100
2	OMEGA	*	180.900	30.100 2	28.800 2	31.000 3	29.100 1	30.700 3	31.200 1
	4109	Quincy Toney		10.400	9.300			10.100	10.400
	4106	Mason King		10.000	9.500	10.300	9.600	10.600	10.100
	4107	Leo Rachmady		9.700			9.800		
	4108	James Richardson			10.000	10.500	9.700	10.000	10.700
	4105	Alexander Fessl-Tuck				10.200			
3	Oregon Gymnastics	*	178.200	27.500 5	28.600 3	31.500 2	29.000 2T	30.800 2	30.800 4
	4116	Will Owen		9.300		10.500	9.900	10.600	10.500
	4113	Gabrel Hartvigsen		9.200	9.200	10.500			10.200
	4117	Jason Putnam		9.000	9.500		9.500		
	4115	Constantine Nikitin			9.900	10.500	9.600	10.100	10.100
	4111	Nicholas Braun						10.100	
4	Naydenov Gymnastics	*	174.700	28.300 4	27.400 4	30.200 4	28.600 6	29.100 4	31.100 3T
	4104	Jason Naydenov		10.400	9.900	10.400	9.500	10.100	10.900
	4103	Garrett Grindle		9.300	9.300	9.700	9.800	9.700	10.700
	4102	Donny Hillis		8.600	8.200	10.100	9.300	9.300	9.500
5	VEGA	*	171.300	28.400 3	26.300 5	29.900 5	27.800 8	29.000 5	29.900 5
	4157	Owen Hungtinton		10.100	9.100	10.400	9.800	10.000	10.200
	4156	Eli Huntington		9.600	9.200	10.300	9.200	9.100	9.800
	4155	Blaise McBee		8.700	8.000	9.200	8.800	9.900	9.900
6	Top Flyte	*	161.700	26.600 6	26.000 6	28.200 8	28.300 7	24.200 8T	28.400 6
	4145	Lukas Daskalos		9.100	9.300	9.500	9.800	8.400	9.000
	4146	Terrance Jordan		9.100	9.500	9.100	9.500	7.900	9.300
	4148	Vaden Priest		8.400			9.000	7.900	
	4147	Dominic King			7.200	9.600			10.100

2014 RCC - BOYS

Team Results







Feb 28 - Mar 2, 2014

Rank	Gym	Team	Score						
7	Metro Gymnastics	*	160.500	25.800 8	21.900 9	29.300 6	29.000 3T	27.700 6	26.800 7
	4075 Keegan Krahnke			8.800	6.800		10.000	9.500	9.000
	4071 Thomas Cummings			8.800		9.500			
	4077 Braden Stroup			8.200	7.900				
	4074 Zachary Klein				7.200	9.400			9.100
	4070 Austin Bernards					10.400	9.700	9.000	8.700
	4072 Matthew Dollar						9.300		
	4073 William Keeney							9.200	
8T	MAC Gymnastics	*	156.000	24.200 9	22.400 8	27.200 9	28.900 5T	27.000 7	26.300 9
	4066 Hunter Sorenson			8.200	7.900	8.800	10.000	9.500	9.300
	4067 Benjamin Olshin			8.000		9.000	9.200	8.500	8.700
	4064 Reif Larsen			8.000					8.300
	4068 Jack Lewy				7.700				
	4065 Julian Hampton				6.800	9.400	9.700	9.000	
9T	Metropolitan	*	156.000	25.900 7	23.400 7	28.900 7	27.000 9	24.200 9T	26.600 8
	4079 Isaiah Nason			9.000	7.100	10.000	9.000	8.400	8.900
	4082 Sean Gosnell			8.500	8.600	9.200		7.800	
	4078 Aidan Prell			8.400			8.900	8.000	8.800
	4081 Zane Wagner				7.700	9.700	9.100		
	4080 Tristan Pierce								8.900
10	Azahares Gymnastics	*	96.700	15.600 10	15.300 10	17.300 10	17.200 10	15.100 10	16.200 10
	4018 Zacarias Diaz			8.300	7.400	9.200	9.300	8.100	8.700
	4019 Edizon Velasco			7.300	7.900	8.100	7.900	7.000	7.500
11	Mt. Baker Gymnastics	*	57.500	9.200 13	8.700 12	10.000 12	9.100 14	10.600 11	9.900 11
	4092 Laird Revoir			9.200	8.700	10.000	9.100	10.600	9.900
12	Summit Gymnastics	*	57.400	8.900 14	8.800 11	10.800 11	9.800 13	9.900 12	9.200 13
	4144 Anthony Marcello			8.900	8.800	10.800	9.800	9.900	9.200
13	Riverside	*	55.500	9.300 11T	7.800 13	9.800 13	9.900 12	9.200 14	9.500 12
	4129 Nolan Donovan			9.300	7.800	9.800	9.900	9.200	9.500

2014 RCC - BOYS

Team Results

Feb 28 - Mar 2, 2014

Rank	Gym	Team	Score						
14	Rigert Elite	*	54.800	9.300 12T	7.700 14	9.000 14	10.100 11	9.600 13	9.100 14
	4128 Nathan Steele			9.300	7.700	9.000	10.100	9.600	9.100

2014 RCC - BOYS







Team Results

Feb 28 - Mar 2, 2014

Page: 1
Printed: 3/2/2014 6:10:00 PM

Men / 4 / All Ages







Session: 10,11,9

Rank	Gym	Team	Score						
1	Black Hills	*	188.500	31.500 1	31.300 1	31.400 5T	29.400 4	32.200 1	32.700 1
2	Auburn Gymnastics	*	184.700	30.700 4	30.400 2	32.100 1	28.900 10T	31.500 2	31.100 4T
3	OMEGA	*	180.900	30.100 8T	28.800 4	31.000 8T	29.100 5T	30.700 5	31.200 3
4	National Academy	*	179.500	30.400 6	27.700 7T	31.000 9T	29.100 6T	30.900 3	30.400 8T
5	Dynamic Gymnastics	*	179.250	30.600 5	27.200 10	31.400 6T	28.300 17T	30.500 6	31.250 2
6	Cascade Elite	*	178.300	28.400 12T	28.900 3	30.700 10	29.000 7T	30.200 9	31.100 5T
7T	Oregon Gymnastics	*	178.200	27.500 17	28.600 5	31.500 4	29.000 8T	30.800 4	30.800 7
8T	Bainbridge Island	*	178.200	30.900 2T	28.200 6	30.300 12	28.600 15T	30.000 11T	30.200 10T
9	SGA (Columbia City)	*	177.000	30.200 7	26.100 13	31.600 3	28.700 14	30.000 12T	30.400 9T
10	Precision Elite	*	176.800	30.100 9T	27.100 11	31.400 7T	29.700 1T	29.500 14	29.000 16
11	Eastside Gymnastics	*	175.000	28.000 15	25.000 18	31.800 2	29.700 2T	30.400 7T	30.100 12
12	Naydenov Gymnastics	*	174.700	28.300 14	27.400 9	30.200 13	28.600 16T	29.100 15	31.100 6T
13	Acrovision	*	173.900	30.900 3T	25.500 16	28.800 19	28.900 11T	30.100 10	29.700 15
14	Westside Gymnastics	*	173.700	27.900 16	27.700 8T	29.900 14T	29.500 3	28.700 18	30.000 13
15	VEGA	*	171.300	28.400 13T	26.300 12	29.900 15T	27.800 21	29.000 16T	29.900 14
16	USGA	*	170.400	28.900 10	25.800 15	29.700 16	28.300 18T	29.000 17T	28.700 18
17	Athletic Edge	*	169.900	28.800 11	25.400 17	27.600 22	28.800 13	30.400 8T	28.900 17

2014 RCC - BOYS

Team Results

Feb 28 - Mar 2, 2014

Rank	Gym	Team	Score						
18	SGA (Ballard)	*	169.500	26.300 20	24.800 19	30.500 11	28.100 20	29.600 13	30.200 11T
19	Top Flyte	*	161.700	26.600 19	26.000 14	28.200 20	28.300 19T	24.200 22T	28.400 19
20	Metro Gymnastics	*	160.500	25.800 22	21.900 23	29.300 17	29.000 9T	27.700 20	26.800 20
21	Mid Columbia	*	158.400	27.400 18	22.900 21	27.800 21	27.100 22	28.200 19	25.000 23
22T	MAC Gymnastics	*	156.000	24.200 23	22.400 22	27.200 23	28.900 12T	27.000 21	26.300 22
23T	Metropolitan	*	156.000	25.900 21	23.400 20	28.900 18	27.000 23	24.200 23T	26.600 21