

2014 RCC - BOYS

Meet Results







Feb 28 - Mar 2, 2014

Page: 1
Printed: 2/28/2014 3:10:58 PM

Men / 5 / NA

Session: 2

Judge's Signatures

Rank	Num	Name	Gym							AA
1	5089	Sammy Stephenson	National Academy	Diff: 1.300	0.700	1.700	0.200	1.300	1.000	
				Exec: 8.500	8.100	8.300	9.200	9.500	7.700	
				ND:						
				Final: 9.800	8.800	10.000	9.400	10.800	8.700	57.500
				Place: 2	1	2T	1T	1	1	1
2	5147	Chase Tully	Westside Gymnastics	Diff: 1.600	1.500	1.300	0.300	0.800	0.800	
				Exec: 8.300	5.700	8.700	9.100	9.600	7.400	
				ND:						
				Final: 9.900	7.200	10.000	9.400	10.400	8.200	55.100
				Place: 1	2	1T	2T	2	2	2

2014 RCC - BOYS

Meet Results







Feb 28 - Mar 2, 2014

Page: 1
Printed: 2/28/2014 2:39:09 PM

Men / 5 / 7

Session: 2

Judge's Signatures

Rank	Num	Name	Gym							AA
1	5150	Wyatt Sarsland	Westside Gymnastics	Diff: 1.300	1.500	1.100	0.300	1.400	0.800	
				Exec: 7.100	7.200	7.000	9.100	8.000	7.000	
				ND:						
				Final: 8.400	8.700	8.100	9.400	9.400	7.800	51.800
				Place: 1	2	2	1	3	2	1
2	5050	Val Koklic	Eastside Gymnastics	Diff: 0.500	0.700	0.500	0.100	0.600	0.100	
				Exec: 7.000	7.900	7.300	9.100	9.400	7.000	
				ND:						
				Final: 7.500	8.600	7.800	9.200	10.000	7.100	50.200
				Place: 2	3	3	2	2	3	2
3	5049	Carter Jones	Eastside Gymnastics	Diff: 0.000	0.500	1.700	0.000	0.800	0.700	
				Exec: 0.000	9.000	9.200	0.000	9.400	9.400	
				ND:						
				Final: 0.000	9.500	10.900	0.000	10.200	10.100	40.700
				Place: 3	1	1	3	1	1	3

2014 RCC - BOYS

Meet Results







Feb 28 - Mar 2, 2014

Page: 1
Printed: 2/28/2014 2:39:12 PM

Men / 5 / 8

Session: 2

Judge's Signatures

Rank	Num	Name	Gym							AA
1	5110	Christopher Xanthos	Oregon Gymnastics	Diff: 1.800	2.000	1.900	0.100	1.400	0.400	
				Exec: 8.100	9.100	8.900	8.900	9.700	9.000	
				ND:						
				Final: 9.900	11.100	10.800	9.000	11.100	9.400	61.300
				Place: 2	1	1	10	1	4	1
2	5109	Alexander Vogs	Oregon Gymnastics	Diff: 1.300	1.700	1.200	0.300	0.600	0.700	
				Exec: 9.200	9.000	8.400	9.200	9.600	8.900	
				ND:						
				Final: 10.500	10.700	9.600	9.500	10.200	9.600	60.100
				Place: 1	2	5	6T	2	3	2
3	5101	Declan Abers	Oregon Gymnastics	Diff: 1.400	1.000	1.800	0.100	0.700	0.800	
				Exec: 7.700	9.500	8.200	9.100	8.900	9.000	
				ND:						
				Final: 9.100	10.500	10.000	9.200	9.600	9.800	58.200
				Place: 6T	3	4T	9	6T	1*	3
4	5046	Tyson Smith	Eastside Gymnastics	Diff: 1.000	1.500	1.600	0.300	0.200	0.800	
				Exec: 8.400	7.300	8.500	9.600	9.700	9.000	
				ND:						
				Final: 9.400	8.800	10.100	9.900	9.900	9.800	57.900
				Place: 3	8T	2	1	4	2*	4
5	5012	Max Bispham	Bainbridge Island	Diff: 0.800	0.600	1.000	0.300	0.900	0.700	
				Exec: 8.400	8.200	8.100	9.500	9.200	7.900	
				ND:						
				Final: 9.200	8.800	9.100	9.800	10.100	8.600	55.600
				Place: 4	7T	9T	2	3	5	5
6	5108	Michael Strigul	Oregon Gymnastics	Diff: 0.800	1.700	1.200	0.100	0.200	0.100	
				Exec: 8.100	8.500	8.100	9.200	8.900	7.300	
				ND:						
				Final: 8.900	10.200	9.300	9.300	9.100	7.400	54.200
				Place: 7	4	6	8	10	7	6
7	5149	Cameron Elson	Westside Gymnastics	Diff: 0.700	1.100	0.600	0.100	0.200	0.600	
				Exec: 7.600	7.800	8.500	9.400	9.600	7.900	
				ND:						
				Final: 8.300	8.900	9.100	9.500	9.800	8.500	54.100
				Place: 8	6	8T	5T	5	6	7
8	5146	Garrett Speer	Westside Gymnastics	Diff: 0.700	1.200	0.900	0.100	0.800	0.500	
				Exec: 8.400	7.800	8.100	9.600	8.800	6.600	
				ND:						
				Final: 9.100	9.000	9.000	9.700	9.600	7.100	53.500
				Place: 5T	5	10	3T	7T	9	8
9	5047	David Adams	Eastside Gymnastics	Diff: 0.200	1.000	1.200	0.100	0.100	0.200	
				Exec: 7.500	7.000	8.800	9.300	9.300	6.200	
				ND:						
				Final: 7.700	8.000	10.000	9.400	9.400	6.400	50.900
				Place: 9	9	3T	7	8	10	9
10	5048	Jaston Gray	Eastside Gymnastics	Diff: 0.200	1.000	0.200	0.300	0.200	0.200	
				Exec: 7.100	6.400	8.900	9.400	9.100	7.000	
				ND:						
				Final: 7.300	7.400	9.100	9.700	9.300	7.200	50.000
				Place: 10	10	7T	4T	9	8	10

2014 RCC - BOYS

Meet Results







Feb 28 - Mar 2, 2014

Page: 1
Printed: 2/28/2014 2:39:15 PM

Men / 5 / 9

Session: 2

Judge's Signatures

Rank	Num	Name	Gym							AA
1	5102	Ryker Duncan	Oregon Gymnastics	Diff: 1.400	2.000	1.500	0.300	1.200	0.900	
				Exec: 8.300	9.300	8.900	9.500	9.500	9.900	
				ND:						
				Final: 9.700	11.300	10.400	9.800	10.700	10.800	62.700
				Place: 5T	1	4T	3*	3	2	1
2	5103	Jadon Giuliano	Oregon Gymnastics	Diff: 1.400	1.500	1.700	0.300	1.400	1.300	
				Exec: 8.900	8.400	9.300	9.000	9.700	9.300	
				ND:						
				Final: 10.300	9.900	11.000	9.300	11.100	10.600	62.200
				Place: 1	7	1	11	1	3	2
3	5092	Nathan Ciobanu	Naydenov Gymnastics	Diff: 1.300	1.500	1.800	0.300	1.000	1.500	
				Exec: 8.400	8.600	9.100	9.400	9.600	9.600	
				ND:						
				Final: 9.700	10.100	10.900	9.700	10.600	11.100	62.100
				Place: 4T	6	2	4*	4	1	3
4	5039	Samuel Leman	Dynamic Gymnastics	Diff: 1.300	1.500	0.800	0.100	1.400	1.300	
				Exec: 8.300	9.400	9.000	9.300	9.600	8.800	
				ND:						
				Final: 9.600	10.900	9.800	9.400	11.000	10.100	60.800
				Place: 6	3	7	10*	2	5	4
5	5065	Eli Long	MAC Gymnastics	Diff: 1.400	1.200	1.800	0.300	0.900	0.800	
				Exec: 8.500	9.000	8.600	9.400	9.300	8.600	
				ND:						
				Final: 9.900	10.200	10.400	9.700	10.200	9.400	59.800
				Place: 2	5	5T	7*	5	8	5
6	5090	Marcus Turner	National Academy	Diff: 1.200	1.500	1.500	0.100	0.700	1.100	
				Exec: 7.400	9.100	8.600	9.300	9.100	8.400	
				ND:						
				Final: 8.600	10.600	10.100	9.400	9.800	9.500	58.000
				Place: 9T	4	6	9*	9T	7	6
7	5104	Xan Heimbegner	Oregon Gymnastics	Diff: 1.300	2.000	1.000	0.100	0.100	0.500	
				Exec: 8.500	9.100	7.600	9.400	9.700	8.600	
				ND:						
				Final: 9.800	11.100	8.600	9.500	9.800	9.100	57.900
				Place: 3	2	11	8	8T	9	7
8	5041	David Thew	Dynamic Gymnastics	Diff: 1.200	0.100	1.900	0.300	0.800	1.800	
				Exec: 6.900	8.000	8.800	9.400	8.800	8.700	
				ND:						
				Final: 8.100	8.100	10.700	9.700	9.600	10.500	56.700
				Place: 11T	11	3	6*	10	4	8
9	5106	Kazuto Shiojima	Oregon Gymnastics	Diff: 1.800	2.000	1.100	0.300	0.800	0.200	
				Exec: 7.200	7.700	7.800	9.500	9.200	7.500	
				ND:						
				Final: 9.000	9.700	8.900	9.800	10.000	7.700	55.100
				Place: 7	8	10	2*	7	11	9
10	5502	Leo Uyekawa	Bainbridge Island	Diff: 0.600	0.600	0.700	0.300	0.700	0.200	
				Exec: 7.500	8.000	8.300	9.500	9.400	8.400	
				ND:						
				Final: 8.100	8.600	9.000	9.800	10.100	8.600	54.200
				Place: 10T	10	9	1*	6	10	10

2014 RCC - BOYS







Meet Results

Feb 28 - Mar 2, 2014

Page: 2
Printed: 2/28/2014 2:39:15 PM

Men / 5 / 9

Session: 2

Rank	Num	Name	Gym							AA
11	5105	Nate Levinson	Oregon Gymnastics	Diff: 0.200	1.200	0.700	0.100	0.200	0.200	
				Exec: 7.000	6.800	8.800	8.600	8.900	9.500	
				ND:						
				Final: 7.200	8.000	9.500	8.700	9.100	9.700	52.200
				Place: 12	12	8	12	12*	6	11
12	5145	Aden Corman	Westside Gymnastics	Diff: 1.000	1.100	0.500	0.300	0.200	0.100	
				Exec: 7.600	8.100	7.800	9.400	8.900	5.900	
				ND:						
				Final: 8.600	9.200	8.300	9.700	9.100	6.000	50.900
				Place: 8T	9	12	5*	11*	12	12

2014 RCC - BOYS

Meet Results







Feb 28 - Mar 2, 2014

Page: 1
Printed: 2/28/2014 2:39:19 PM

Men / 5 / 10

Session: 2

Judge's Signatures

Rank	Num	Name	Gym							AA
1	5037	Nicholas Henning	Dynamic Gymnastics	Diff: 1.900	2.000	1.200	0.300	0.900	0.800	
				Exec: 7.700	9.600	8.900	9.100	9.600	9.000	
				ND:						
				Final: 9.600	11.600	10.100	9.400	10.500	9.800	61.000
				Place: 1	1	3T	6T	2	4	1
2	5042	Soren Callo	Eastside Gymnastics	Diff: 0.800	1.900	1.500	0.100	1.400	0.400	
				Exec: 8.200	9.100	9.600	8.900	9.700	9.300	
				ND:						
				Final: 9.000	11.000	11.100	9.000	11.100	9.700	60.900
				Place: 2	3	1	9*	1	5	2
3	5126	Daniel Moore	Salem Gymnastics	Diff: 1.200	2.000	1.500	0.300	0.600	1.700	
				Exec: 7.600	8.800	8.600	9.500	9.600	8.800	
				ND:						
				Final: 8.800	10.800	10.100	9.800	10.200	10.500	60.200
				Place: 3	4	4T	1	4*	2	3
4	5111	Daniel Zahariev	Oregon Gymnastics	Diff: 0.300	1.000	1.500	0.100	0.600	0.800	
				Exec: 7.800	8.300	8.700	9.400	9.600	9.800	
				ND:						
				Final: 8.100	9.300	10.200	9.500	10.200	10.600	57.900
				Place: 8T	6	2	2	5*	1	4
5	5043	Oleg Ianchenko	Eastside Gymnastics	Diff: 0.500	2.000	0.800	0.100	0.300	0.200	
				Exec: 7.200	9.100	9.100	9.300	8.900	8.100	
				ND:						
				Final: 7.700	11.100	9.900	9.400	9.200	8.300	55.600
				Place: 10T	2	5	5*	8	7	5
6	5066	Caleb Hawkes	MAC Gymnastics	Diff: 0.500	1.600	1.200	0.100	0.800	0.100	
				Exec: 7.900	7.100	8.200	9.300	9.500	8.300	
				ND:						
				Final: 8.400	8.700	9.400	9.400	10.300	8.400	54.600
				Place: 4	10	7	4*	3	6	6
7	5067	Matthew Douglass	MAC Gymnastics	Diff: 1.000	1.700	0.500	1.000	0.300	0.200	
				Exec: 6.700	7.400	7.900	7.100	9.200	9.700	
				ND:						
				Final: 7.700	9.100	8.400	8.100	9.500	9.900	52.700
				Place: 11T	7	11	11	7	3	7
8	5127	Drew Hunt	Salem Gymnastics	Diff: 0.200	0.100	0.700	0.100	0.200	0.500	
				Exec: 8.100	7.400	8.900	9.200	9.600	7.500	
				ND:						
				Final: 8.300	7.500	9.600	9.300	9.800	8.000	52.500
				Place: 5T	11	6	7*	6	8	8
9	5038	Trevann Ignacio	Dynamic Gymnastics	Diff: 1.000	0.700	0.200	0.100	0.300	0.200	
				Exec: 7.300	8.900	8.400	8.900	8.700	7.500	
				ND:						
				Final: 8.300	9.600	8.600	9.000	9.000	7.700	52.200
				Place: 6T	5	10T	10*	9	9	9
10	5068	Phillip Perry	MAC Gymnastics	Diff: 1.000	1.200	0.200	0.100	0.300	0.200	
				Exec: 7.000	7.600	8.500	9.200	8.400	3.800	
				ND:						
				Final: 8.000	8.800	8.700	9.300	8.700	4.000	47.500
				Place: 9	9	8	8*	10	11	10

2014 RCC - BOYS







Meet Results

Feb 28 - Mar 2, 2014

Page: 2
Printed: 2/28/2014 2:39:20 PM

Men / 5 / 10

Session: 2

Rank	Num	Name	Gym							AA
11	5044	Alex Knafla	Eastside Gymnastics	Diff: 0.100	1.100	0.100	0.100	0.000	0.100	
				Exec: 8.000	6.200	8.500	9.300	0.000	7.200	
				ND:						
				Final: 8.100	7.300	8.600	9.400	0.000	7.300	40.700
				Place: 7T	12	9T	3*	12*	10	11
12	5045	Tim Koklic	Eastside Gymnastics	Diff: 0.000	1.600	0.000	0.000	0.000	0.000	
				Exec: 0.000	7.300	0.000	0.000	0.000	0.000	
				ND:						
				Final: 0.000	8.900	0.000	0.000	0.000	0.000	8.900
				Place: 12	8	12	12	11*	12	12

2014 RCC - BOYS

Meet Results







Feb 28 - Mar 2, 2014

Page: 1
Printed: 2/28/2014 2:39:23 PM

Men / 5 / 11+

Session: 2

Judge's Signatures

Rank	Num	Name	Gym							AA
1	5128	Nolan Martin	Salem Gymnastics	Diff: 2.000	1.700	1.600	0.300	0.900	1.300	
				Exec: 8.800	8.700	8.800	9.700	9.800	9.200	
				ND:						
				Final: 10.800	10.400	10.400	10.000	10.700	10.500	62.800
				Place: 1	4	1T	1	1	3	1
2	5091	Troy Woodrum	National Academy	Diff: 1.900	2.000	1.500	0.300	0.700	1.100	
				Exec: 8.400	9.400	8.400	9.400	9.400	8.900	
				ND:						
				Final: 10.300	11.400	9.900	9.700	10.100	10.000	61.400
				Place: 2	1*	4	4	3	4	2
3	5014	Kiernan Liberman	Bainbridge Island	Diff: 1.300	1.100	0.700	0.300	0.900	1.800	
				Exec: 8.700	8.800	8.900	9.500	9.400	9.400	
				ND:						
				Final: 10.000	9.900	9.600	9.800	10.300	11.200	60.800
				Place: 3	6	5	3	2	1	3
4	5013	Collin Hansen	Bainbridge Island	Diff: 0.800	1.200	1.700	0.300	1.400	1.400	
				Exec: 7.700	8.400	8.700	9.300	8.600	9.700	
				ND:						
				Final: 8.500	9.600	10.400	9.600	10.000	11.100	59.200
				Place: 6	7	2T	5	4	2	4
5	5015	Abe Muldrow	Bainbridge Island	Diff: 1.300	2.000	1.100	0.300	0.900	0.300	
				Exec: 8.200	9.400	8.100	9.600	8.800	8.100	
				ND:						
				Final: 9.500	11.400	9.200	9.900	9.700	8.400	58.100
				Place: 4	2*	7	2	6T	6	5
6	5052	Daniel Triplett	Eastside Gymnastics	Diff: 1.000	1.400	1.100	0.300	0.100	0.900	
				Exec: 7.300	9.300	9.100	9.200	9.600	8.700	
				ND:						
				Final: 8.300	10.700	10.200	9.500	9.700	9.600	58.000
				Place: 7	3	3	7*	5T	5	6
7	5088	Dylan Eberle	National Academy	Diff: 1.400	0.800	0.500	0.100	0.800	0.700	
				Exec: 7.800	9.200	8.900	9.100	8.700	7.600	
				ND:						
				Final: 9.200	10.000	9.400	9.200	9.500	8.300	55.600
				Place: 5	5	6	9	7	7	7
8	5148	Charles Salber	Westside Gymnastics	Diff: 1.000	1.600	0.500	0.300	0.200	0.500	
				Exec: 6.000	7.200	7.600	9.200	7.100	6.500	
				ND:						
				Final: 7.000	8.800	8.100	9.500	7.300	7.000	47.700
				Place: 8	8	9	6*	9	8	8
9	5051	Ben Clark	Eastside Gymnastics	Diff: 0.000	0.000	0.200	0.100	0.200	0.200	
				Exec: 0.000	0.000	8.100	9.200	8.600	5.900	
				ND:						
				Final: 0.000	0.000	8.300	9.300	8.800	6.100	32.500
				Place: 9	9	8	8	8	9	9

2014 RCC - BOYS







Team Results

Feb 28 - Mar 2, 2014

Page: 1
Printed: 2/28/2014 2:39:02 PM

Men / 5 / All Ages







Session: 2

Rank	Gym	Team	Score						
1	Oregon Gymnastics	*	190.400	30.700 1	33.500 1	32.200 1T	29.100 2T	32.900 1	32.000 1
	5109 Alexander Vogs			10.500			9.500		
	5103 Jadon Giuliano			10.300		11.000		11.100	10.600
	5110 Christopher Xanthos			9.900	11.100	10.800		11.100	
	5102 Ryker Duncan				11.300	10.400	9.800	10.700	10.800
	5104 Xan Heimbegner				11.100				
	5106 Kazuto Shiojima						9.800		
	5111 Daniel Zahariev								10.600
2	Eastside Gymnastics	*	181.700	26.700 7	32.800 2	32.200 2T	29.100 3T	31.300 2	29.600 4
	5046 Tyson Smith			9.400			9.900		9.800
	5042 Soren Callo			9.000	11.000	11.100		11.100	9.700
	5052 Daniel Triplett			8.300	10.700	10.200	9.500		
	5043 Oleg Ianchenko				11.100				
	5049 Carter Jones					10.900		10.200	10.100
	5048 Jaston Gray						9.700		
	5050 Val Koklic							10.000	
3	Dynamic Gymnastics	*	180.200	27.500 6	32.100 3	30.600 3	28.500 6T	31.100 3	30.400 3
	5037 Nicholas Henning			9.600	11.600	10.100	9.400	10.500	9.800
	5039 Samuel Leman			9.600	10.900	9.800	9.400	11.000	10.100
	5038 Trevann Ignacio			8.300	9.600				
	5041 David Thew					10.700	9.700	9.600	10.500
4	Bainbridge Island	*	179.700	28.700 3	30.900 5	29.200 6	29.500 1	30.500 6	30.900 2
	5014 Kiernan Liberman			10.000	9.900	9.600	9.800	10.300	11.200
	5015 Abe Muldrow			9.500	11.400	9.200	9.900		
	5012 Max Bispham			9.200			9.800	10.100	8.600
	5013 Collin Hansen				9.600	10.400			11.100
	5502 Leo Uyekawa							10.100	
5	National Academy	*	178.700	29.300 2	32.000 4	30.000 5	28.500 7T	30.700 4T	28.200 6
	5091 Troy Woodrum			10.300	11.400	9.900	9.700	10.100	10.000
	5089 Sammy Stephenson			9.800		10.000	9.400	10.800	8.700
	5088 Dylan Eberle			9.200	10.000				
	5090 Marcus Turner				10.600	10.100	9.400	9.800	9.500

2014 RCC - BOYS

Team Results

Feb 28 - Mar 2, 2014

Rank	Gym	Team	Score						
6	Salem Gymnastics	*	175.500	27.900 4	28.700 6	30.100 4	29.100 4T	30.700 5T	29.000 5
	5128 Nolan Martin			10.800	10.400	10.400	10.000	10.700	10.500
	5126 Daniel Moore			8.800	10.800	10.100	9.800	10.200	10.500
	5127 Drew Hunt			8.300	7.500	9.600	9.300	9.800	8.000
7	MAC Gymnastics	*	169.000	26.300 8	28.100 7	28.500 7	28.400 8	30.000 7	27.700 7
	5065 Eli Long			9.900	10.200	10.400	9.700	10.200	9.400
	5066 Caleb Hawkes			8.400		9.400	9.400	10.300	8.400
	5068 Phillip Perry			8.000	8.800	8.700	9.300		
	5067 Matthew Douglass				9.100			9.500	9.900
8	Westside Gymnastics	*	166.000	27.600 5	27.100 8	28.100 8	28.900 5	29.800 8	24.500 8
	5147 Chase Tully			9.900		10.000		10.400	8.200
	5146 Garrett Speer			9.100	9.000	9.000	9.700	9.600	
	5145 Aden Corman			8.600	9.200		9.700		
	5149 Cameron Elson				8.900	9.100	9.500	9.800	8.500
	5150 Wyatt Sarsland								7.800
9	Naydenov Gymnastics	*	62.100	9.700 9	10.100 9	10.900 9	9.700 9	10.600 9	11.100 9
	5092 Nathan Ciobanu			9.700	10.100	10.900	9.700	10.600	11.100