

# 2014 Rose City Challenge - GIRLS

## Meet Results





Feb 28 - Mar 2, 2014

Page: 1  
Printed: 2/28/2014 6:38 PM

Women / 4 / 7-8

Session: 3

Judge's Signatures

Rank	Num	Name	Gym					AA
1	4135	Morgan Berard	Mt. Baker Gymnastics	8.175 2	9.150 1	9.250 1	8.700 3	35.275 1
2	4079	Kiley Mueller	GYMagine	8.725 1	9.000 2	8.700 2T	8.825 1	35.250 2
3	4033	Kate Hanslick-Papp	Cascade All Stars	8.125 3	8.750 3	8.350 6	8.575 7T	33.800 3
4	4239	Reilly McCue	Ketchikan Gymnastics	7.925 5	8.350 4	8.450 5	8.600 6	33.325 4
5	4062	Jessica Waters	Dynamic Gymnastics	8.100 4	8.050 5	8.150 7	8.575 8T	32.875 5
6	4043	Jade Skjersaa	Cascade All Stars	7.550 7	7.950 6	8.550 4	8.675 4	32.725 6
7	4047	Skout Bos	Dynamic Gymnastics	7.425 8	7.850 7	8.700 3T	8.650 5	32.625 7
8	4194	Emily Rose Jones	Rigert Elite	7.775 6	6.650 8	7.950 8	8.750 2	31.125 8

# 2014 Rose City Challenge - GIRLS

## Meet Results





Feb 28 - Mar 2, 2014

Page: 1  
Printed: 2/28/2014 6:38 PM

Women / 4 / 9

Session: 3

Judge's Signatures

Rank	Num	Name	Gym					AA
1	4157	Lisette Bair	OMEGA	9.200 1	9.275 2	9.675 1	9.700 1	37.850 1
2	4164	Ella Irving	OMEGA	9.100 2	9.100 3T	9.200 4	9.300 2T	36.700 2
3	4037	Madelynn Miller	Cascade All Stars	8.600 3T	9.300 1	9.300 2	8.750 11	35.950 3
4	4059	Shae Ronholt	Dynamic Gymnastics	8.550 5T	8.725 8	8.950 6T	9.300 3T	35.525 4
5	4044	Irelan Ullman	Cascade All Stars	8.600 4T	8.800 6	8.500 11T	9.150 5	35.050 5
6	4201	Zoe Dunn	Riverside	8.550 6T	8.550 10T	9.000 5	8.925 9	35.025 6
7	4056	Camille Menendez	Dynamic Gymnastics	8.200 12	8.750 7	8.950 7T	9.100 6	35.000 7
8	4031	Bridjet Boos	Cascade All Stars	8.150 13	9.100 4T	8.500 12T	9.075 7	34.825 8
9	4205	Jacy Johnston	Riverside	8.400 8T	8.000 15	8.525 10	9.300 4T	34.225 9
10	4163	Emily Gingell	OMEGA	7.775 14	7.950 16	9.275 3	9.000 8	34.000 10
11	4159	Natalie Bernhard	OMEGA	7.550 15	8.550 11T	8.800 9	8.875 10	33.775 11
12	4210	Madison Stembridge	Riverside	8.400 9T	8.400 12	8.450 13	8.475 14	33.725 12
13	4202	Gabbe Haskins	Riverside	8.550 7T	8.150 14	8.225 15	8.650 12	33.575 13
14	4061	Trinity Tanner	Dynamic Gymnastics	8.225 10T	8.300 13	8.400 14	8.450 15T	33.375 14
15	4078	Bailey Gourdine	GYMagine	8.225 11T	8.600 9	8.000 16	8.450 16T	33.275 15
16	4040	Cassidy Randall	Cascade All Stars	7.400 16	9.000 5	7.350 17	7.850 17	31.600 16
17	4050	Delaney Fritz	Dynamic Gymnastics	7.350 17	0.000 17	8.900 8	8.525 13	24.775 17

# 2014 Rose City Challenge - GIRLS

## Meet Results

Feb 28 - Mar 2, 2014

Page: 1  
Printed: 2/28/2014 6:38 PM

Women / 4 / 10

Session: 3

Judge's Signatures

Rank	Num	Name	Gym					AA
1	4063	Gracee Ziegler	Dynamic Gymnastics	9.150 1	8.800 10	9.150 4T	9.550 1	36.650 1
2	4046	Ella Wydra	Cascade All Stars	8.800 5	9.375 1	9.125 7	9.175 3T	36.475 2
3	4155	Claire Anderson	OMEGA	8.900 2T	9.300 2	8.625 18	9.250 2	36.075 3
4T	4029	Sydney Johnson	Bainbridge Island	8.775 6T	8.600 13	9.500 1	9.050 6	35.925 4T
5T	4209	Ashley Quisenberry	Riverside	8.700 8	9.000 7	9.150 5T	9.075 5	35.925 5T
6	4240	Chloe Coonrod	Cascade All Stars	8.775 7T	9.200 3	8.700 15T	9.175 4T	35.850 6
7	4208	Poppy Miller	Riverside	8.400 12	9.175 4	9.200 3	8.825 10T	35.600 7
8	4038	Elora Price	Cascade All Stars	8.825 4	8.500 14	9.050 9	8.675 14T	35.050 8
9	4042	Ellie Skjersaa	Cascade All Stars	8.900 3T	8.900 8	8.200 21	8.850 8T	34.850 9
10	4166	Sone Matthews	OMEGA	8.425 11	8.850 9	8.800 13	8.750 12	34.825 10
11	4060	Kayla Sutherland	Dynamic Gymnastics	8.375 13T	8.750 11T	9.100 8	8.575 16	34.800 11
12	4169	Rain Toney	OMEGA	8.075 16	8.450 15	9.150 6T	8.825 11T	34.500 12
13	4039	Sofia Randall	Cascade All Stars	8.050 17	9.050 6	8.825 12	8.525 17	34.450 13
14	4054	Carly Lauritzen	Dynamic Gymnastics	8.550 9T	8.750 12T	8.575 19	8.450 18	34.325 14
15	4036	Brynn Littlefield	Cascade All Stars	8.550 10T	9.125 5	7.850 24	8.675 15T	34.200 15
16	4197	Abby Beal	Riverside	8.275 15	8.250 17T	8.750 14	8.850 9T	34.125 16
17	4026	Arianna Fiore	Bainbridge Island	7.600 24	8.250 18T	9.425 2	8.725 13	34.000 17
18	4055	Samantha Mason	Dynamic Gymnastics	8.375 14T	8.000 21	7.950 23	9.000 7	33.325 18
19	4134	Maggie Banks	Mt. Baker Gymnastics	7.700 23	8.150 19T	8.700 16T	8.250 20T	32.800 19
20	4025	Taylor Clyde	Bainbridge Island	7.850 20	7.600 22	9.025 10	8.250 21T	32.725 20
21	4081	Amanda Swearson	GYMagine	7.775 22	8.150 20T	8.450 20	8.000 23	32.375 21
22	4041	Emma Singer	Cascade All Stars	7.825 21	8.350 16	6.900 27	8.250 22T	31.325 22
23	4192	Faith Flury	Rigert Elite	8.000 18	6.450 25	8.650 17	7.925 24	31.025 23
24	4030	Alicia Kiefler	Bainbridge Island	7.000 27	7.250 23	8.150 22	7.800 26	30.200 24

# 2014 Rose City Challenge - GIRLS

## Meet Results





Feb 28 - Mar 2, 2014

Page: 2

Printed: 2/28/2014 6:38 PM

Women / 4 / 10

Session: 3

Rank	Num	Name	Gym					AA
25	4053	Claire Lambert	Dynamic Gymnastics	7.450 25	6.500 24	9.000 11	7.000 27	29.950 25
26	4058	Jillian Redmond	Dynamic Gymnastics	7.925 19	0.000 26T	7.700 25	8.300 19	23.925 26
27	4045	Rachel Wallace	Cascade All Stars	7.050 26	0.000 27T	7.600 26	7.900 25	22.550 27

# 2014 Rose City Challenge - GIRLS

## Meet Results





Feb 28 - Mar 2, 2014

Page: 1  
Printed: 2/28/2014 6:38 PM

Women / 4 / 11

Session: 3

Judge's Signatures

Rank	Num	Name	Gym					AA
1	4198	Sofia Blair	Riverside	8.850 6	9.300 1	9.450 3	8.800 11T	36.400 1
2	4167	Katelyn Redell	OMEGA	9.050 2	8.800 9	9.225 8	9.125 4T	36.200 2
3	4156	Sidney "lulu" Anderson	OMEGA	8.725 8	8.850 6T	9.475 2	9.125 5T	36.175 3
4	4203	Halle Haskins	Riverside	9.225 1	8.450 11	9.250 7	9.225 2	36.150 4
5T	4052	Hannah Humes	Dynamic Gymnastics	8.875 5	8.250 14T	9.150 9	9.475 1	35.750 5T
6T	4049	Ellary Ferris	Dynamic Gymnastics	8.750 7	9.150 2	8.650 14	9.200 3	35.750 6T
7	4206	Griffin LaVigne	Riverside	8.475 12	8.850 7T	9.300 5T	9.075 7	35.700 7
8	4027	Nicole Houmes	Bainbridge Island	8.675 9T	9.100 3T	9.050 11	8.800 12T	35.625 8
9	4170	Emma Utah	OMEGA	8.375 14	8.400 12	9.700 1	8.675 13	35.150 9
10	4080	Ellie Smith	GYMagine	8.675 10T	8.300 13	9.100 10	9.025 8	35.100 10
11	4235	Angeleana Golden	Zero Gravity	8.275 16	8.850 8T	8.750 12	9.000 9	34.875 11
12	4137	Haley Smith	Mt. Baker Gymnastics	8.400 13	8.650 10	9.300 6T	8.500 15T	34.850 12
13	4211	Aleksei Uhalde	Riverside	8.675 11T	9.100 4T	8.450 15T	8.550 14	34.775 13
14	4171	Samantha Weyant	OMEGA	8.250 17	7.900 18	9.375 4	8.975 10	34.500 14
15	4191	Ashlynn Brittain	Rigert Elite	8.150 19	9.050 5	8.450 16T	8.500 16T	34.150 15
16	4193	Aisha Hill	Rigert Elite	8.950 4	8.250 15T	7.950 18T	8.500 17T	33.650 16
17	4207	Margo Mayo	Riverside	9.025 3	8.100 16T	8.100 17	8.375 19	33.600 17
18	4236	Junko Ketch	Zero Gravity	8.225 18	8.100 17T	8.675 13	8.500 18T	33.500 18
19	4051	Holly Harget	Dynamic Gymnastics	8.350 15	0.000 19	7.950 19T	9.125 6T	25.425 19

# 2014 Rose City Challenge - GIRLS

## Meet Results





Feb 28 - Mar 2, 2014

Page: 1  
Printed: 2/28/2014 6:38 PM

Women / 4 / 12+

Session: 3

Judge's Signatures

Rank	Num	Name	Gym					AA
1	4158	Amelie Bernhard	OMEGA	9.200 2	8.650 4	9.350 1	8.875 5	36.075 1
2	4200	Meara Crawford	Riverside	8.750 5T	9.000 2	8.350 9	8.925 4	35.025 2
3	4199	Krissy Carter	Riverside	7.300 13	9.150 1	9.150 2	9.350 1	34.950 3
4	4032	Emma Crum	Cascade All Stars	8.750 6T	8.800 3	8.575 6	8.600 6	34.725 4
5	4162	Madison Gardiner	OMEGA	9.050 3	8.600 5	8.550 7	8.400 9	34.600 5
6	4168	Mariangeliz Romero-Marca	OMEGA	9.275 1	7.100 14	8.900 4	9.050 2	34.325 6
7	4057	Chiara Ravasia	Dynamic Gymnastics	8.425 8	8.450 6	8.625 5	8.550 7	34.050 7
8	4160	Gabby Croghan	OMEGA	8.050 10	7.250 12T	8.050 11	9.000 3	32.350 8
9	4204	Karla Hernandez	Riverside	7.800 11T	7.500 10T	8.475 8	8.150 10T	31.925 9
10	4028	Anna Jacobi	Bainbridge Island	8.125 9	7.500 11T	7.950 12	8.150 11T	31.725 10
11	4237	Paige Wickens	Zero Gravity	7.800 12T	8.200 7	7.600 13	7.875 12	31.475 11
12	4195	Gabriela Medina	Rigert Elite	8.950 4	7.250 13T	7.350 14	7.450 13	31.000 12
13	4165	Ella Jarrett	OMEGA	0.000 14	8.150 8	9.025 3	8.500 8	25.675 13
14	4035	Abigail Kindel	Cascade All Stars	8.725 7	7.950 9	8.150 10	0.000 14	24.825 14

# 2014 Rose City Challenge - GIRLS





## Team Results

Feb 28 - Mar 2, 2014

Page: 1  
Printed: 2/28/2014 6:38 PM

Women / 4 / All Ages





Session: 3

Rank	Gym	Team	Score				
1	OMEGA	*	112.450	27.675 1	27.675 2	28.850 1	28.250 2
	4168	Mariangeliz Romero-Mar		9.275			
	4157	Lisette Bair		9.200	9.275	9.675	9.700
	4158	Amelie Bernhard		9.200			
	4155	Claire Anderson			9.300		9.250
	4164	Ella Irving			9.100		9.300
	4170	Emma Utah				9.700	
	4156	Sidney "lulu" Anderson				9.475	
2	Riverside	*	110.600	27.100 2	27.625 3	28.000 2	27.875 3
	4203	Halle Haskins		9.225		9.250	9.225
	4207	Margo Mayo		9.025			
	4198	Sofia Blair		8.850	9.300	9.450	
	4208	Poppy Miller			9.175		
	4199	Krissy Carter			9.150		9.350
	4206	Griffin LaVigne				9.300	
	4205	Jacy Johnston					9.300
3	Cascade All Stars	*	109.375	26.525 4	27.875 1	27.475 4	27.500 4
	4042	Ellie Skjersaa		8.900			
	4038	Elora Price		8.825		9.050	
	4046	Ella Wydra		8.800	9.375	9.125	9.175
	4037	Madelynn Miller			9.300	9.300	
	4240	Chloe Coonrod			9.200		9.175
	4044	Irelan Ullman					9.150
4	Dynamic Gymnastics	*	109.200	26.775 3	26.700 4	27.400 5	28.325 1
	4063	Gracee Ziegler		9.150	8.800	9.150	9.550
	4052	Hannah Humes		8.875		9.150	9.475
	4049	Ellary Ferris		8.750	9.150		
	4056	Camille Menendez			8.750		
	4060	Kayla Sutherland				9.100	
	4059	Shae Ronholt					9.300
5	Bainbridge Island	*	106.075	25.575 7	25.950 5T	27.975 3	26.575 5
	4029	Sydney Johnson		8.775	8.600	9.500	9.050
	4027	Nicole Houmes		8.675	9.100	9.050	8.800
	4028	Anna Jacobi		8.125			
	4026	Arianna Fiore			8.250	9.425	8.725

# 2014 Rose City Challenge - GIRLS

## Team Results

Feb 28 - Mar 2, 2014

Rank	Gym	Team	Score				
6	GYMagine	*	104.075	25.625 6	25.900 7	26.250 7	26.300 6
	4079 Kiley Mueller			8.725	9.000	8.700	8.825
	4080 Ellie Smith			8.675	8.300	9.100	9.025
	4078 Bailey Gourdine			8.225	8.600		8.450
	4081 Amanda Swearson					8.450	
7	Mt. Baker Gymnastics	*	102.925	24.275 9	25.950 6T	27.250 6	25.450 8
	4137 Haley Smith			8.400	8.650	9.300	8.500
	4135 Morgan Berard			8.175	9.150	9.250	8.700
	4134 Maggie Banks			7.700	8.150	8.700	8.250
8	Rigert Elite	*	101.400	26.050 5	24.550 9	25.050 8	25.750 7
	4193 Aisha Hill			8.950	8.250	7.950	8.500
	4195 Gabriela Medina			8.950	7.250		
	4191 Ashlynn Brittain			8.150	9.050	8.450	8.500
	4192 Faith Flury					8.650	
	4194 Emily Rose Jones						8.750
9	Zero Gravity	*	99.850	24.300 8	25.150 8	25.025 9	25.375 9
	4235 Angeleana Golden			8.275	8.850	8.750	9.000
	4236 Junko Ketch			8.225	8.100	8.675	8.500
	4237 Paige Wickens			7.800	8.200	7.600	7.875
10	Ketchikan Gymnastics	*	33.325	7.925 10	8.350 10	8.450 10	8.600 10
	4239 Reilly McCue			7.925	8.350	8.450	8.600