

2014 RCC - BOYS

Meet Results







Feb 28 - Mar 2, 2014

Page: 1
Printed: 2/28/2014 9:26:09 PM

Men / 7 / 9-10

Session: 4

Judge's Signatures

Rank	Num	Name	Gym							AA
1	7004	Everett O'Donnell	Black Hills	Diff: 1.900	1.300	1.800	3.000	0.800	1.300	
				Exec: 9.300	9.300	9.100	9.400	9.800	8.500	
				ND:						
				Final: 11.200	10.600	10.900	12.400	10.600	9.800	65.500
				Place: 2*	2T	1	1	2T	3	1
2	7011	Dante Hays	Eastside Gymnastics	Diff: 1.900	0.700	1.800	2.700	1.400	1.500	
				Exec: 9.300	9.200	8.700	9.600	9.200	9.300	
				ND:						
				Final: 11.200	9.900	10.500	12.300	10.600	10.800	65.300
				Place: 1*	7	2	2	3T	1	2
3	7032	Ethan Phan	National Academy	Diff: 0.800	1.700	1.000	2.500	0.200	0.500	
				Exec: 8.700	9.100	7.900	9.000	8.200	8.200	
				ND:						
				Final: 9.500	10.800	8.900	11.500	8.400	8.700	57.800
				Place: 6T	1	7	6T	6T	5	3
4T	7009	Cade Tanaka	Cascade Elite	Diff: 0.600	1.200	0.600	2.500	0.300	0.200	
				Exec: 8.900	8.900	8.500	9.200	8.100	8.100	
				ND:						
				Final: 9.500	10.100	9.100	11.700	8.400	8.300	57.100
				Place: 5T	6	5*	5*	7T	6	4T
5T	7033	Seth Rabacal	National Academy	Diff: 0.700	0.200	0.600	3.000	0.100	0.600	
				Exec: 9.000	8.300	9.000	8.500	8.800	8.300	
				ND:						
				Final: 9.700	8.500	9.600	11.500	8.900	8.900	57.100
				Place: 4	8	4	7T	5	4	5T
6	7003	Jesse Daniels	Black Hills	Diff: 0.700	1.200	0.600	3.000	0.200	0.100	
				Exec: 8.100	9.300	8.500	9.000	9.100	6.100	
				ND:						
				Final: 8.800	10.500	9.100	12.000	9.300	6.200	55.900
				Place: 7	4	6*	3	4	8	6
7	7030	Malakai Gaines	National Academy	Diff: 0.800	1.700	0.700	2.500	0.200	0.800	
				Exec: 9.200	8.900	7.800	9.200	6.600	7.100	
				ND:						
				Final: 10.000	10.600	8.500	11.700	6.800	7.900	55.500
				Place: 3	3T	8	4*	8	7	7
8	7020	Christian McGinnis	Metropolitan	Diff: 0.000	1.000	1.200	___	1.200	1.300	
				Exec: 0.000	9.200	8.800	___	9.500	8.700	
				ND:						
				Final: 0.000	10.200	10.000	___	10.700	10.000	40.900
				Place: 8	5	3	8	1	2	8

2014 RCC - BOYS

Meet Results







Feb 28 - Mar 2, 2014

Page: 1
Printed: 2/28/2014 9:26:13 PM

Men / 7 / 11-12

Session: 4







Judge's Signatures

Rank	Num	Name	Gym							AA
1	7023	Nicolas Kuebler	Metropolitan	Diff: 2.000	1.900	1.500	3.000	1.700	1.300	
				Exec: 9.500	8.900	9.100	9.000	9.700	9.300	
				ND:						
				Final: 11.500	10.800	10.600	12.000	11.400	10.600	66.900
				Place: 1	1	1	10*	1	1T	1
2	7038	Christopher Lambert	Oregon Gymnastics	Diff: 0.800	1.200	1.200	3.000	1.400	1.100	
				Exec: 9.300	8.900	9.100	9.300	9.900	7.000	
				ND:						
				Final: 10.100	10.100	10.300	12.300	11.300	8.100	62.200
				Place: 2T	4*	2T	2*	2	5	2
3	7019	Anthony Chervets	Metropolitan	Diff: 1.100	0.200	1.700	2.500	1.200	1.700	
				Exec: 8.700	8.700	8.600	8.900	9.400	8.900	
				ND:						
				Final: 9.800	8.900	10.300	11.400	10.600	10.600	61.600
				Place: 4	11T	3T	15	3	2T	3
4	7041	Aaron Xanthos	Oregon Gymnastics	Diff: 1.300	1.200	0.800	2.500	0.200	0.600	
				Exec: 8.400	8.900	8.400	9.300	9.200	7.800	
				ND:						
				Final: 9.700	10.100	9.200	11.800	9.400	8.400	58.600
				Place: 5	3*	4	12	7T	3	4
5	7037	Juanito Kresl	Oregon Gymnastics	Diff: 1.200	1.200	0.100	2.700	1.300	0.100	
				Exec: 8.900	8.500	8.800	9.300	9.200	4.700	
				ND:						
				Final: 10.100	9.700	8.900	12.000	10.500	4.800	56.000
				Place: 3T	6	5T	7*	4	12	5
6	7002	Tyler Baca	Black Hills	Diff: 1.000	0.700	0.200	3.000	0.400	0.500	
				Exec: 8.000	9.300	8.200	9.200	9.000	6.400	
				ND:						
				Final: 9.000	10.000	8.400	12.200	9.400	6.900	55.900
				Place: 12T	5	11	4	8T	8	6
7	7010	Chevelle Garcia	Dynamic Gymnastics	Diff: 0.500	0.200	0.100	2.500	0.800	0.600	
				Exec: 8.500	8.500	8.200	9.100	9.500	7.000	
				ND:						
				Final: 9.000	8.700	8.300	11.600	10.300	7.600	55.500
				Place: 10T	13	12T	13	5	6	7
8	7040	Sheldon Vacek	Oregon Gymnastics	Diff: 0.700	0.700	0.700	2.700	0.100	0.700	
				Exec: 8.700	6.700	8.200	9.300	8.900	7.500	
				ND:						
				Final: 9.400	7.400	8.900	12.000	9.000	8.200	54.900
				Place: 7*	15	7T	9*	12*	4	8
9	7025	Zachary Klobutcher	Metropolitan	Diff: 0.100	0.700	0.200	3.000	0.400	1.000	
				Exec: 8.900	9.400	8.700	9.000	9.400	3.400	
				ND:						
				Final: 9.000	10.100	8.900	12.000	9.800	4.400	54.200
				Place: 9T	2T	6T	11*	6	13	9
10	7029	Brenden Tully	Mt. Baker Gymnastics	Diff: 0.700	1.200	0.500	2.500	0.600	0.500	
				Exec: 8.100	7.900	8.200	9.500	8.500	5.700	
				ND:						
				Final: 8.800	9.100	8.700	12.000	9.100	6.200	53.900
				Place: 13	9	8	6T	11T	10	10

2014 RCC - BOYS

Meet Results

Feb 28 - Mar 2, 2014

Rank	Num	Name	Gym							AA
11	7013	Ethan Renager	Eastside Gymnastics	Diff: 1.000 Exec: 7.400 ND: Final: 8.400 Place: 14	0.100 9.100	0.200 8.300	2.500 9.600	0.100 8.800	0.300 5.400	52.800 11
12	7015	Caleb Martindale	MAC Gymnastics	Diff: 0.300 Exec: 9.100 ND: Final: 9.400 Place: 6T	0.200 6.300	0.200 8.100	3.000 9.300	0.100 8.900	0.100 7.100	52.700 12
13	7012	Michael Buckley	Eastside Gymnastics	Diff: 0.300 Exec: 7.800 ND: Final: 8.100 Place: 15	0.200 8.800	0.200 7.700	2.700 9.300	0.100 8.700	1.000 5.500	52.300 13
14	7008	Curt Tanaka	Cascade Elite	Diff: 1.000 Exec: 6.600 ND: Final: 7.600 Place: 16	0.700 8.200	0.200 8.400	2.000 9.100	0.600 8.600	0.100 4.200	49.700 14
15	7027	Elijah Saba	Mid Columbia	Diff: 0.700 Exec: 8.300 ND: Final: 9.000 Place: 11T	0.500 9.000	0.100 6.900	2.500 9.000	0.100 9.000	1.000 1.400	48.500 15
16	7005	Dorien Simon	Black Hills	Diff: 0.700 Exec: 8.700 ND: Final: 9.400 Place: 8*	0.200 7.500	0.200 8.100	3.000 9.400	0.100 6.800	1.000 2.700	48.400 16

2014 RCC - BOYS

Meet Results







Feb 28 - Mar 2, 2014

Page: 1
Printed: 2/28/2014 9:26:17 PM

Men / 7 / 13+

Session: 4

Judge's Signatures

Rank	Num	Name	Gym							AA
1	7042	Anthony Xanthos	Oregon Gymnastics	Diff: 1.000	1.200	1.300	2.500	1.000	0.500	
				Exec: 9.200	8.000	8.700	9.200	9.800	8.200	
				ND:						
				Final: 10.200	9.200	10.000	11.700	10.800	8.700	60.600
				Place: 2	6T	2	8*	2	3	1
2	7024	Oscar Hemmert	Metropolitan	Diff: 0.300	0.200	0.500	3.000	0.700	1.400	
				Exec: 8.300	9.300	8.700	9.300	9.600	8.900	
				ND:						
				Final: 8.600	9.500	9.200	12.300	10.300	10.300	60.200
				Place: 12	3T	3*	2T	3	1	2
3	7039	Jacob Small	Oregon Gymnastics	Diff: 1.300	0.200	1.400	3.000	0.700	1.300	
				Exec: 8.600	7.700	8.700	9.000	9.100	7.600	
				ND:						
				Final: 9.900	7.900	10.100	12.000	9.800	8.900	58.600
				Place: 5	14	1	6T	6	2	3
4T	7000	Travis Fields	Acrovision	Diff: 0.800	0.500	0.200	2.700	0.900	0.500	
				Exec: 8.700	8.700	8.900	9.600	9.000	7.400	
				ND:						
				Final: 9.500	9.200	9.100	12.300	9.900	7.900	57.900
				Place: 7	5T	6T	1T	5	6	4T
5T	7001	Matthew Steele	Acrovision	Diff: 1.600	0.100	0.200	2.700	1.400	1.100	
				Exec: 8.800	8.100	8.200	9.300	9.500	6.900	
				ND:						
				Final: 10.400	8.200	8.400	12.000	10.900	8.000	57.900
				Place: 1	13	11T	5T	1	5	5T
6	7018	Nicolai Apenes	MAC Gymnastics	Diff: 0.500	1.200	0.500	3.000	0.800	1.000	
				Exec: 8.200	7.900	8.700	9.100	8.800	7.400	
				ND:						
				Final: 8.700	9.100	9.200	12.100	9.600	8.400	57.100
				Place: 11	7	4*	4	8	4	6
7	7034	Henry Parette	National Academy	Diff: 0.900	1.200	0.600	2.500	0.400	0.200	
				Exec: 9.100	9.000	7.500	9.000	9.300	6.800	
				ND:						
				Final: 10.000	10.200	8.100	11.500	9.700	7.000	56.500
				Place: 4	1*	13	13	7	9	7
8	7016	Mckean Farnell	MAC Gymnastics	Diff: 0.200	1.200	0.100	2.500	0.200	0.700	
				Exec: 8.600	9.000	8.400	9.200	9.200	7.100	
				ND:						
				Final: 8.800	10.200	8.500	11.700	9.400	7.800	56.400
				Place: 9T	2*	10	9*	9T	7	8
9	7017	Jacob Apenes	MAC Gymnastics	Diff: 1.000	0.700	1.700	2.500	0.800	1.000	
				Exec: 7.300	8.300	7.400	9.100	9.300	6.100	
				ND:						
				Final: 8.300	9.000	9.100	11.600	10.100	7.100	55.200
				Place: 14T	9T	7T	11T	4	8	9
10	7022	Max Chervets	Metropolitan	Diff: 0.500	0.200	0.100	3.000	0.600	1.000	
				Exec: 8.500	8.800	8.800	9.200	8.800	4.600	
				ND:						
				Final: 9.000	9.000	8.900	12.200	9.400	5.600	54.100
				Place: 8	8T	8T	3	10T	14T	10

2014 RCC - BOYS







Meet Results

Feb 28 - Mar 2, 2014

Page: 2
Printed: 2/28/2014 9:26:17 PM

Men / 7 / 13+

Session: 4

Rank	Num	Name	Gym							AA
11	7014	Daniel Owen	Gem State Gymnastics	Diff: 1.000 Exec: 7.800 ND: Final: 8.800 Place: 10T	0.700 8.100 10	0.500 8.700 5*	2.500 9.200 10*	0.100 9.000 12T	0.100 5.500 13T	53.200 11
12	7006	J.J. Stillwell	Cascade Elite	Diff: 1.000 Exec: 6.500 ND: Final: 7.500 Place: 16T	0.700 8.800 4T	0.700 8.200 9T	2.000 9.100 15	0.200 8.900 13T	1.000 5.600 11	52.700 12
13	7026	Dominic Lewis	Metropolitan	Diff: 1.100 Exec: 8.700 ND: Final: 9.800 Place: 6	0.100 5.000 16	0.500 7.900 12T	3.000 8.800 7	0.700 8.700 11T	0.700 6.100 10	51.300 13
14	7035	Kyle Hendren	Naydenov Gymnastics	Diff: 1.800 Exec: 8.300 ND: Final: 10.100 Place: 3	0.100 8.400 11T	0.100 5.700 15	3.000 7.900 16	0.200 8.200 14	1.000 5.100 12	49.800 14
15	7028	Jeremiah Smith	Mid Columbia	Diff: 0.500 Exec: 7.800 ND: Final: 8.300 Place: 13T	0.700 7.800 12T	0.100 7.600 14	2.700 8.900 12T	0.700 7.200 15	1.000 2.300 15	47.300 15
16	7036	Justyn Ward	Naydenov Gymnastics	Diff: 0.200 Exec: 7.300 ND: Final: 7.500 Place: 15T	0.100 5.600 15	0.100 5.200 16	2.000 9.400 14	0.100 7.600 16	1.000 1.200 16	39.800 16

2014 RCC - BOYS







Team Results

Feb 28 - Mar 2, 2014

Page: 1
Printed: 2/28/2014 9:26:06 PM

Men / 7 / All Ages

Session: 4

Rank	Gym	Team	Score						
1	Metropolitan	*	193.800	31.100 1	31.100 2T	30.900 1	36.500 2	32.700 1	31.500 1
	7023	Nicolas Kuebler		11.500	10.800	10.600	12.000	11.400	10.600
	7019	Anthony Chervets		9.800		10.300		10.600	10.600
	7026	Dominic Lewis		9.800					
	7020	Christian McGinnis			10.200	10.000		10.700	
	7025	Zachary Klobutcher			10.100				
	7024	Oscar Hemmert					12.300		10.300
	7022	Max Chervets					12.200		
2	Oregon Gymnastics	*	185.600	30.400 2	29.900 4	30.400 2	36.300 4	32.600 2	26.000 2
	7042	Anthony Xanthos		10.200		10.000		10.800	8.700
	7038	Christopher Lambert		10.100	10.100	10.300	12.300	11.300	
	7037	Juanito Kresl		10.100	9.700		12.000	10.500	
	7041	Aaron Xanthos			10.100				8.400
	7039	Jacob Small				10.100	12.000		8.900
3	Black Hills	*	178.300	29.600 4	31.100 3T	28.400 3	37.000 1	29.300 3	22.900 6
	7004	Everett O'Donnell		11.200	10.600	10.900	12.400	10.600	9.800
	7005	Dorien Simon		9.400			12.400		
	7002	Tyler Baca		9.000	10.000	8.400	12.200	9.400	6.900
	7003	Jesse Daniels			10.500	9.100		9.300	6.200
4	National Academy	*	175.500	29.700 3	31.600 1	27.000 4	34.700 6	27.000 6	25.500 3
	7034	Henry Parette		10.000	10.200			9.700	
	7030	Malakai Gaines		10.000	10.600	8.500	11.700		7.900
	7033	Seth Rabacal		9.700		9.600	11.500	8.900	8.900
	7032	Ethan Phan			10.800	8.900	11.500	8.400	8.700
5	MAC Gymnastics	*	170.600	26.900 6	28.300 6	26.800 6	36.100 5	29.100 4	23.400 4
	7015	Caleb Martindale		9.400			12.300		7.200
	7016	Mckean Farnell		8.800	10.200	8.500	11.700	9.400	7.800
	7018	Nicolai Apenes		8.700	9.100	9.200	12.100	9.600	8.400
	7017	Jacob Apenes			9.000	9.100		10.100	
6	Eastside Gymnastics	*	170.400	27.700 5	28.100 7	26.900 5	36.400 3	28.300 5	23.000 5
	7011	Dante Hays		11.200	9.900	10.500	12.300	10.600	10.800
	7013	Ethan Renager		8.400	9.200	8.500	12.100	8.900	5.700
	7012	Michael Buckley		8.100	9.000	7.900	12.000	8.800	6.500

2014 RCC - BOYS







Team Results

Feb 28 - Mar 2, 2014

Page: 2
Printed: 2/28/2014 9:26:06 PM

Men / 7 / All Ages

Session: 4

Rank	Gym	Team	Score						
7	Cascade Elite	*	159.500	24.600 7	28.500 5	26.600 7	33.900 7	26.700 7	19.200 7
	7009	Cade Tanaka		9.500	10.100	9.100	11.700	8.400	8.300
	7008	Curt Tanaka		7.600	8.900	8.600	11.100	9.200	4.300
	7006	J.J. Stillwell		7.500	9.500	8.900	11.100	9.100	6.600
8	Acrovision	*	115.800	19.900 8	17.400 9	17.500 8	24.300 8	20.800 8	15.900 8
	7001	Matthew Steele		10.400	8.200	8.400	12.000	10.900	8.000
	7000	Travis Fields		9.500	9.200	9.100	12.300	9.900	7.900
9	Mid Columbia	*	95.800	17.300 10	18.000 8	14.700 9	23.100 9	17.000 9	5.700 12
	7027	Elijah Saba		9.000	9.500	7.000	11.500	9.100	2.400
	7028	Jeremiah Smith		8.300	8.500	7.700	11.600	7.900	3.300
10	Naydenov Gymnastics	*	89.600	17.600 9	14.200 10	11.100 10	22.300 10	16.100 10	8.300 9
	7035	Kyle Hendren		10.100	8.500	5.800	10.900	8.400	6.100
	7036	Justyn Ward		7.500	5.700	5.300	11.400	7.700	2.200
11	Dynamic Gymnastics	*	55.500	9.000 11	8.700 13	8.300 13	11.600 13	10.300 11	7.600 10
	7010	Chevelle Garcia		9.000	8.700	8.300	11.600	10.300	7.600
12	Mt. Baker Gymnastics	*	53.900	8.800 12T	9.100 11	8.700 12	12.000 11	9.100 12T	6.200 11
	7029	Brenden Tully		8.800	9.100	8.700	12.000	9.100	6.200
13	Gem State Gymnastics	*	53.200	8.800 13T	8.800 12	9.200 11	11.700 12	9.100 13T	5.600 13
	7014	Daniel Owen		8.800	8.800	9.200	11.700	9.100	5.600