

2014 RCC - BOYS

Meet Results







Feb 28 - Mar 2, 2014

Page: 1
Printed: 3/1/2014 11:09 AM

Men / 6 / 7-8

Session: 5

Judge's Signatures

Rank	Num	Name	Gym							AA
1	6023	Sebastian Kane	Eastside Gymnastics	Diff: 1.800	1.600	1.300	1.000	1.000	1.700	
				Exec: 8.700	8.200	9.000	8.200	8.100	8.900	
				ND:						
				Final: 10.500	9.800	10.300	9.200	9.100	10.600	59.500
				Place: 1	1	1	1	1	1	1
2	6015	Daniel Davidai	Cascade Elite	Diff: 0.700	0.100	0.600	1.000	0.200	0.200	
				Exec: 7.900	3.800	7.300	7.700	7.100	7.600	
				ND:						
				Final: 8.600	3.900	7.900	8.700	7.300	7.800	44.200
				Place: 2	2	2	2	2	2	2

2014 RCC - BOYS

Meet Results







Feb 28 - Mar 2, 2014

Page: 1
Printed: 3/1/2014 11:10 AM

Men / 6 / 9

Session: 5

Judge's Signatures

Rank	Num	Name	Gym							AA
1	6058	Joey Chandler	OMEGA	Diff: 1.800	2.100	1.500	1.000	1.500	1.200	
				Exec: 8.600	8.600	9.200	8.000	9.100	7.500	
				ND:						
				Final: 10.400	10.700	10.700	9.000	10.600	8.700	60.100
				Place: 1	1	1	6*	1	5	1
2	6014	Ivan Bury	Cascade Elite	Diff: 1.500	2.100	1.800	0.300	1.400	1.300	
				Exec: 8.500	7.700	8.400	9.600	8.000	8.500	
				ND:						
				Final: 10.000	9.800	10.200	9.900	9.400	9.800	59.100
				Place: 3	2	4T	1	5	1	2
3	6057	Teddy Altman	OMEGA	Diff: 1.300	1.800	1.400	0.100	0.800	1.600	
				Exec: 8.800	7.200	9.000	8.600	8.900	7.500	
				ND:						
				Final: 10.100	9.000	10.400	8.700	9.700	9.100	57.000
				Place: 2	3	2	8	4	4	3
4	6067	Jacoby Thompson	Oregon Gymnastics	Diff: 1.000	0.700	1.200	1.000	0.900	0.900	
				Exec: 7.700	7.200	9.000	8.000	9.000	8.800	
				ND:						
				Final: 8.700	7.900	10.200	9.000	9.900	9.700	55.400
				Place: 5	4	3T	5*	2	2	4
5	6029	Milo McTigue	MAC Gymnastics	Diff: 0.100	0.200	0.300	1.000	0.400	0.700	
				Exec: 8.200	7.300	7.200	8.400	9.400	7.700	
				ND:						
				Final: 8.300	7.500	7.500	9.400	9.800	8.400	50.900
				Place: 7	5	7	2	3	6	5
6	6063	Devin Edwards	Oregon Gymnastics	Diff: 0.500	0.700	0.800	1.000	0.200	0.700	
				Exec: 7.500	6.600	7.600	8.200	7.900	8.500	
				ND:						
				Final: 8.000	7.300	8.400	9.200	8.100	9.200	50.200
				Place: 8	6	6	4T	8	3	6
7	6013	Drake Miessel	Cascade Elite	Diff: 1.000	0.700	1.800	1.000	0.100	0.500	
				Exec: 7.900	5.900	7.100	7.900	7.700	7.200	
				ND:						
				Final: 8.900	6.600	8.900	8.900	7.800	7.700	48.800
				Place: 4	7	5	7	9	8	7
8	6022	Zach Ulsby	Eastside Gymnastics	Diff: 0.100	0.100	0.100	0.200	0.500	1.000	
				Exec: 8.300	5.400	6.100	9.000	7.800	7.100	
				ND:						
				Final: 8.400	5.500	6.200	9.200	8.300	8.100	45.700
				Place: 6	9	8	3T	7	7	8
9	6055	Raymond Rodriguez	Naydenov Gymnastics	Diff: 0.100	1.200	0.600	1.000	0.500	0.100	
				Exec: 5.700	4.900	5.400	7.500	8.200	5.000	
				ND:						
				Final: 5.800	6.100	6.000	8.500	8.700	5.100	40.200
				Place: 9	8	9	9	6	9	9

2014 RCC - BOYS

Meet Results







Feb 28 - Mar 2, 2014

Page: 1
Printed: 3/1/2014 11:10 AM

Men / 6 / 10

Session: 5

Judge's Signatures

Rank	Num	Name	Gym							AA
1	6060	Andrew Wilson	OMEGA	Diff: 1.800	1.800	1.300	1.000	2.000	2.000	
				Exec: 8.400	8.700	8.700	8.200	9.200	9.300	
				ND:						
				Final: 10.200	10.500	10.000	9.200	11.200	11.300	62.400
				Place: 1	1	1	7	1	1	1
2	6512	Andrew Shusterman	Oregon Gymnastics	Diff: 1.100	0.800	0.300	0.100	0.900	1.000	
				Exec: 8.700	6.900	8.700	9.500	8.700	9.000	
				ND:						
				Final: 9.800	7.700	9.000	9.600	9.600	10.000	55.700
				Place: 2	6T	5	2*	3	2	2
3	6031	Adam Wolfe	MAC Gymnastics	Diff: 0.100	1.200	0.800	0.100	1.000	0.700	
				Exec: 8.600	7.600	8.300	9.700	9.100	7.700	
				ND:						
				Final: 8.700	8.800	9.100	9.800	10.100	8.400	54.900
				Place: 4	3	4	1	2	5*	3
4	6056	Nathan Hayes	Naydenov Gymnastics	Diff: 1.800	0.800	1.200	0.100	0.900	0.900	
				Exec: 7.800	7.100	8.400	9.400	7.600	8.600	
				ND:						
				Final: 9.600	7.900	9.600	9.500	8.500	9.500	54.600
				Place: 3	5	2	4	6	4	4
5	6021	Xander Agate	Eastside Gymnastics	Diff: 0.100	1.200	0.600	0.200	0.800	1.000	
				Exec: 8.100	6.500	8.000	9.200	8.100	8.700	
				ND:						
				Final: 8.200	7.700	8.600	9.400	8.900	9.700	52.500
				Place: 6	7T	6	5	4	3	5
6	6016	Justin Kendrick	Cascade Elite	Diff: 0.700	1.400	0.600	0.100	0.600	0.700	
				Exec: 7.300	7.500	8.800	9.200	7.600	7.700	
				ND:						
				Final: 8.000	8.900	9.400	9.300	8.200	8.400	52.200
				Place: 7	2	3	6	7	6*	6
7	6030	Carson Kopetz	MAC Gymnastics	Diff: 0.100	0.800	0.100	0.100	0.200	0.100	
				Exec: 8.500	7.300	6.800	9.500	8.600	7.200	
				ND:						
				Final: 8.600	8.100	6.900	9.600	8.800	7.300	49.300
				Place: 5	4	7	3*	5	7	7

2014 RCC - BOYS

Meet Results







Feb 28 - Mar 2, 2014

Page: 1
Printed: 3/1/2014 11:11 AM

Men / 6 / 11+

Session: 5

Judge's Signatures

Rank	Num	Name	Gym							AA
1	6012	Isaac Poole	Cascade Elite	Diff: 1.000	1.300	1.300	0.100	1.400	1.500	
				Exec: 8.900	8.000	8.900	9.300	9.400	8.900	
				ND:						
				Final: 9.900	9.300	10.200	9.400	10.800	10.400	60.000
				Place: 3	3	2*	8	1	1	1
2	6061	Tyler Anderson	Oregon Gymnastics	Diff: 1.700	1.300	1.400	0.300	1.500	0.600	
				Exec: 9.200	7.600	8.500	9.400	9.100	8.600	
				ND:						
				Final: 10.900	8.900	9.900	9.700	10.600	9.200	59.200
				Place: 1	6	3	3*	2	6T	2
3	6059	Owen Switzer	OMEGA	Diff: 1.100	1.400	1.300	0.100	1.500	0.600	
				Exec: 8.700	8.500	8.300	9.600	8.900	7.900	
				ND:						
				Final: 9.800	9.900	9.600	9.700	10.400	8.500	57.900
				Place: 4	1	4	1T	4	15T	3
4	6062	Hunter Clasey	Oregon Gymnastics	Diff: 1.300	1.300	1.300	0.100	1.400	0.900	
				Exec: 7.100	7.100	8.900	8.700	8.800	8.700	
				ND:						
				Final: 8.400	8.400	10.200	8.800	10.200	9.600	55.600
				Place: 13T	8	1*	19	6	4	4
5	6072	Preston Clark	USGA	Diff: 1.300	1.200	0.800	0.300	1.000	0.900	
				Exec: 8.300	5.800	7.800	9.400	9.300	9.100	
				ND:						
				Final: 9.600	7.000	8.600	9.700	10.300	10.000	55.200
				Place: 5	16	11*	2*	5	2	5
6	6018	Luka Stone	Cascade Elite	Diff: 0.500	1.700	0.800	1.000	1.200	0.800	
				Exec: 8.600	7.400	8.700	8.100	7.500	7.700	
				ND:						
				Final: 9.100	9.100	9.500	9.100	8.700	8.500	54.000
				Place: 6T	5T	5	14	16T	16T	6
7	6025	Jackson Lange	Eastside Gymnastics	Diff: 0.100	1.400	0.600	0.200	0.800	1.000	
				Exec: 7.900	7.700	8.100	9.100	8.800	7.400	
				ND:						
				Final: 8.000	9.100	8.700	9.300	9.600	8.400	53.100
				Place: 14T	4T	10	9T	8	17	7
8T	6024	Michael James	Eastside Gymnastics	Diff: 1.700	0.700	0.800	0.200	0.300	0.200	
				Exec: 8.300	6.200	8.300	9.300	8.500	8.400	
				ND:						
				Final: 10.000	6.900	9.100	9.500	8.800	8.600	52.900
				Place: 2	17	7*	6T	14	14T	8T
9T	6066	Mateo Placito	Oregon Gymnastics	Diff: 1.100	0.700	0.800	0.300	0.200	1.600	
				Exec: 8.000	7.100	7.400	9.300	8.800	7.600	
				ND:						
				Final: 9.100	7.800	8.200	9.600	9.000	9.200	52.900
				Place: 7T	9*	14	4	12T	7T	9T
10	6017	Zachary Kuest	Cascade Elite	Diff: 0.700	1.200	0.600	0.100	0.600	1.000	
				Exec: 7.700	7.600	7.500	9.100	8.600	8.100	
				ND:						
				Final: 8.400	8.800	8.100	9.200	9.200	9.100	52.800
				Place: 11T	7	15T	11T	10	8	10

2014 RCC - BOYS







Meet Results

Feb 28 - Mar 2, 2014

Page: 2
Printed: 3/1/2014 11:11 AM

Men / 6 / 11+







Session: 5

Rank	Num	Name	Gym							AA
11	6073	Ryan Helms	USGA	Diff: 1.200	1.100	1.300	0.300	0.200	0.800	
				Exec: 6.800	6.500	7.800	8.900	8.400	9.000	
				ND:						
				Final: 8.000	7.600	9.100	9.200	8.600	9.800	52.300
				Place: 15T	12	8T	12T	17	3	11
12	6011	Owen Jones	Cascade Elite	Diff: 0.100	1.800	0.800	1.000	0.700	0.500	
				Exec: 7.500	7.800	6.800	7.600	8.600	8.300	
				ND:						
				Final: 7.600	9.600	7.600	8.600	9.300	8.800	51.500
				Place: 17	2	19T	20	9	12T	12
13T	6034	Sebastian Acevedo	MAC Gymnastics	Diff: 0.100	0.300	0.100	1.000	1.100	0.300	
				Exec: 7.000	7.400	7.500	8.500	9.400	8.500	
				ND:						
				Final: 7.100	7.700	7.600	9.500	10.500	8.800	51.200
				Place: 18	11	18T	7T	3	11*	13T
14T	6065	Joshua Longacre	Oregon Gymnastics	Diff: 0.200	0.700	1.100	1.000	0.800	0.100	
				Exec: 7.600	7.100	7.000	8.200	8.900	8.500	
				ND:						
				Final: 7.800	7.800	8.100	9.200	9.700	8.600	51.200
				Place: 16	10*	16T	13T	7	13T	14T
15	6036	Bowen Hampton	MAC Gymnastics	Diff: 0.500	0.300	0.800	1.000	0.800	1.000	
				Exec: 8.000	7.100	8.300	7.300	8.300	7.100	
				ND:						
				Final: 8.500	7.400	9.100	8.300	9.100	8.100	50.500
				Place: 10T	13	6*	22	11	19T	15
16	6064	Dylan Havelind	Oregon Gymnastics	Diff: 0.100	0.800	1.200	1.000	0.900	0.700	
				Exec: 8.400	6.400	7.200	8.000	6.700	8.700	
				ND:						
				Final: 8.500	7.200	8.400	9.000	7.600	9.400	50.100
				Place: 9T	15T	13	15*	18	5	16
17	6054	Alexander Stidd	Naydenov Gymnastics	Diff: 1.100	0.200	0.500	0.100	0.500	0.500	
				Exec: 7.300	7.000	7.500	9.400	8.200	7.600	
				ND:						
				Final: 8.400	7.200	8.000	9.500	8.700	8.100	49.900
				Place: 12T	14T	17	5T	15T	18T	17
18	6032	Mitchell Burke	MAC Gymnastics	Diff: 0.100	0.200	0.600	1.000	1.200	0.100	
				Exec: 8.500	5.900	8.200	8.000	7.800	7.900	
				ND:						
				Final: 8.600	6.100	8.800	9.000	9.000	8.000	49.500
				Place: 8	19	9	17*	13T	20	18
19	6010	Tyler Miessel	Cascade Elite	Diff: 0.500	0.200	0.800	1.000	0.700	0.200	
				Exec: 5.500	5.500	7.800	7.500	6.800	8.800	
				ND:						
				Final: 6.000	5.700	8.600	8.500	7.500	9.000	45.300
				Place: 20	20	12*	21	19	9	19
20	6035	Finnegan Jones	MAC Gymnastics	Diff: 0.100	0.200	0.300	1.000	0.700	0.300	
				Exec: 6.300	5.200	7.200	8.000	6.600	8.500	
				ND:						
				Final: 6.400	5.400	7.500	9.000	7.300	8.800	44.400
				Place: 19	21	20	16*	20	10*	20

2014 RCC - BOYS

Meet Results

Feb 28 - Mar 2, 2014







Rank	Num	Name	Gym							AA
21	6026	Steffan Olson	Eastside Gymnastics	Diff: 0.100	0.200	0.100	1.000	0.200	1.000	
				Exec: 5.200	3.200	5.900	7.900	6.500	6.800	
				ND:						
				Final: 5.300	3.400	6.000	8.900	6.700	7.800	38.100
				Place: 21	22	21	18	22*	21	21
22	6033	Sebastian Voigt	MAC Gymnastics	Diff: 0.000	0.200	0.000	1.000	0.200	0.000	
				Exec: 0.000	6.100	0.000	8.300	6.500	0.000	
				ND:						
				Final: 0.000	6.300	0.000	9.300	6.700	0.000	22.300
				Place: 22	18	22	10T	21*	22	22

2014 RCC - BOYS

Team Results

Feb 28 - Mar 2, 2014

Page: 1
 Printed: 3/1/2014 11:09 AM
 Men / 6 / All Ages
 Session: 5







Rank	Gym	Team	Score						
1	OMEGA	*	182.100	30.700 1	31.100 1	31.100 1	27.900 5	32.200 1	29.100 3
	6058	Joey Chandler		10.400	10.700	10.700	9.000	10.600	8.700
	6060	Andrew Wilson		10.200	10.500	10.000	9.200	11.200	11.300
	6057	Teddy Altman		10.100		10.400			9.100
	6059	Owen Switzer			9.900		9.700	10.400	
2	Cascade Elite	*	175.000	29.000 3	28.700 2	29.900 3	28.600 3	29.500 4	29.300 1T
	6014	Ivan Bury		10.000	9.800	10.200	9.900	9.400	9.800
	6012	Isaac Poole		9.900	9.300	10.200	9.400	10.800	10.400
	6018	Luka Stone		9.100		9.500			
	6011	Owen Jones			9.600			9.300	
	6016	Justin Kendrick					9.300		
	6017	Zachary Kuest							9.100
3	Oregon Gymnastics	*	174.200	29.800 2	25.200 4	30.300 2	28.900 1T	30.700 2	29.300 2T
	6061	Tyler Anderson		10.900	8.900	9.900	9.700	10.600	
	6512	Andrew Shusterman		9.800			9.600		10.000
	6066	Mateo Placito		9.100			9.600		
	6062	Hunter Clasey			8.400	10.200		10.200	9.600
	6067	Jacoby Thompson			7.900	10.200		9.900	9.700
4	Eastside Gymnastics	*	168.300	28.900 4	26.600 3	28.100 4	28.200 4	27.600 5	28.900 4
	6023	Sebastian Kane		10.500	9.800	10.300		9.100	10.600
	6024	Michael James		10.000		9.100	9.500		8.600
	6022	Zach Ulsby		8.400					
	6025	Jackson Lange			9.100	8.700	9.300	9.600	
	6021	Xander Agate			7.700		9.400	8.900	9.700
5	MAC Gymnastics	*	162.800	25.900 5	24.600 5	27.000 5	28.900 2T	30.400 3	26.000 5
	6031	Adam Wolfe		8.700	8.800	9.100	9.800	10.100	8.400
	6032	Mitchell Burke		8.600		8.800			
	6030	Carson Kopetz		8.600	8.100		9.600		
	6034	Sebastian Acevedo			7.700		9.500	10.500	8.800
	6036	Bowen Hampton				9.100			
	6029	Milo McTigue						9.800	
	6035	Finnegan Jones							8.800

2014 RCC - BOYS

Team Results

Feb 28 - Mar 2, 2014

Page: 2
 Printed: 3/1/2014 11:09 AM
 Men / 6 / All Ages
 Session: 5

Rank	Gym	Team	Score						
6	Naydenov Gymnastics	*	144.700	23.800	21.200	23.600	27.500	25.900	22.700
				6	6	6	6	6	6
	6056 Nathan Hayes			9.600	7.900	9.600	9.500	8.500	9.500
	6054 Alexander Stidd			8.400	7.200	8.000	9.500	8.700	8.100
	6055 Raymond Rodriguez			5.800	6.100	6.000	8.500	8.700	5.100
7	USGA	*	107.500	17.600	14.600	17.700	18.900	18.900	19.800
				7	7	7	7	7	7
	6072 Preston Clark			9.600	7.000	8.600	9.700	10.300	10.000
	6073 Ryan Helms			8.000	7.600	9.100	9.200	8.600	9.800