

# 2014 RCC - BOYS

## Meet Results

Feb 28 - Mar 2, 2014







Page: 1

Printed: 3/1/2014 2:20 PM

Men / 6 / 7-8

Session: 6

Judge's Signatures

Rank	Num	Name	Gym							AA
1	6006	Tanner Braunton	Black Hills	Diff: 1.800	1.700	1.600	1.000	1.600	1.900	
				Exec: 9.000	9.500	9.100	8.400	9.700	8.000	
				ND:						
				Final: 10.800	11.200	10.700	9.400	11.300	9.900	63.300
				Place: 2	1	1	4T	1	2	1
2	6037	Alan Sovrebov	Metropolitan	Diff: 1.700	0.700	1.600	0.200	1.300	1.800	
				Exec: 9.400	7.900	8.500	9.600	8.100	8.300	
				ND:						
				Final: 11.100	8.600	10.100	9.800	9.400	10.100	59.100
				Place: 1	3	2	1	3	1	2
3	6081	Luke Tully	Westside Gymnastics	Diff: 1.600	1.700	0.600	0.300	1.600	0.700	
				Exec: 8.500	8.600	7.100	9.200	8.900	8.000	
				ND:						
				Final: 10.100	10.300	7.700	9.500	10.500	8.700	56.800
				Place: 3	2	4	2	2	3	3
4	6082	Caleb Cagnoni	Westside Gymnastics	Diff: 1.500	0.700	1.100	0.100	0.700	1.000	
				Exec: 8.300	6.300	7.400	9.300	7.800	6.600	
				ND:						
				Final: 9.800	7.000	8.500	9.400	8.500	7.600	50.800
				Place: 4	4	3	3T	4	4	4

# 2014 RCC - BOYS

## Meet Results







Feb 28 - Mar 2, 2014

Page: 1  
Printed: 3/1/2014 2:20 PM

Men / 6 / 9

Session: 6

Judge's Signatures

Rank	Num	Name	Gym							AA
1	6042	Kyle Bender	Metropolitan	Diff: 1.700 Exec: 7.900 ND: Final: 9.600 Place: 3	1.700 8.400 2	1.400 8.300 3T	1.000 8.200 5	1.500 9.700 1	1.700 8.200 2	59.700 1
2	6045	Robert Gref	Metropolitan	Diff: 1.300 Exec: 8.200 ND: Final: 9.500 Place: 4	1.000 8.600 3	0.800 9.300 1	0.200 9.200 2*	1.400 9.200 3	1.800 8.500 1	59.500 2
3	6052	Caleb Reese	National Academy	Diff: 1.600 Exec: 8.300 ND: Final: 9.900 Place: 2	0.700 7.600 4	1.100 7.200 5	0.200 9.500 1	1.500 9.200 2	0.700 8.700 3	56.300 3
4	6040	Haeden Zarapkar	Metropolitan	Diff: 0.500 Exec: 8.000 ND: Final: 8.500 Place: 6	1.200 9.000 1	0.200 7.900 6	0.200 9.200 3*	0.800 7.700 4	1.100 7.700 5	53.500 4
5	6008	Zach Hulshizer	Black Hills	Diff: 1.200 Exec: 8.800 ND: Final: 10.000 Place: 1	1.000 5.700 6	0.800 8.900 2T	1.000 8.300 4	1.000 6.200 6	0.600 8.600 4	52.100 5
6	6050	Luke Dasonville	National Academy	Diff: 1.100 Exec: 8.000 ND: Final: 9.100 Place: 5	0.200 7.200 5	1.100 7.700 4	1.000 8.100 6	0.100 8.100 5	0.600 7.900 6	51.100 6

# 2014 RCC - BOYS

## Meet Results

Feb 28 - Mar 2, 2014







Page: 1

Printed: 3/1/2014 2:20 PM

Men / 6 / 10

Session: 6

Judge's Signatures

Rank	Num	Name	Gym							AA
1	6041	Jagger Zlotoff	Metropolitan	Diff: 1.800	1.200	1.100	0.100	1.800	1.900	
				Exec: 9.200	9.200	9.700	9.400	9.800	8.300	
				ND:						
				Final: 11.000	10.400	10.800	9.500	11.600	10.200	63.500
				Place: 1	1	1	2*	1	1	1
2	6043	Nikolas Ioannou	Metropolitan	Diff: 1.200	0.700	1.100	0.100	1.600	0.700	
				Exec: 9.100	8.400	9.000	8.600	9.700	8.400	
				ND:						
				Final: 10.300	9.100	10.100	8.700	11.300	9.100	58.600
				Place: 2	2T	2	7	2	2	2
3	6048	Connor Hettinga	Mt. Baker Gymnastics	Diff: 0.500	1.500	1.400	0.100	1.100	1.200	
				Exec: 7.500	7.600	8.200	8.900	8.200	7.100	
				ND:						
				Final: 8.000	9.100	9.600	9.000	9.300	8.300	53.300
				Place: 4	3T	3	6	3	3	3
4	6075	Nathaniel Davis	VEGA	Diff: 1.600	1.700	0.800	1.000	0.700	0.500	
				Exec: 8.000	7.100	7.100	8.200	7.800	7.500	
				ND:						
				Final: 9.600	8.800	7.900	9.200	8.500	8.000	52.000
				Place: 3	4	6	4	4	5	4
5	6027	Hayden Marceau	Gem State Gymnastics	Diff: 0.200	1.000	0.800	0.100	0.200	0.500	
				Exec: 7.200	6.700	8.700	9.300	8.100	7.300	
				ND:						
				Final: 7.400	7.700	9.500	9.400	8.300	7.800	50.100
				Place: 6	6	4	3	5	6	5
6	6083	Erik Liang	Westside Gymnastics	Diff: 0.500	1.700	0.800	0.100	0.200	0.300	
				Exec: 7.200	7.000	7.400	9.400	7.200	6.800	
				ND:						
				Final: 7.700	8.700	8.200	9.500	7.400	7.100	48.600
				Place: 5	5	5	1*	7	7	6
7	6051	Tanner Niegel	National Academy	Diff: 0.100	1.000	0.600	0.100	0.200	1.000	
				Exec: 6.800	4.500	6.400	9.000	7.700	7.100	
				ND:						
				Final: 6.900	5.500	7.000	9.100	7.900	8.100	44.500
				Place: 7	7	7	5	6	4	7

# 2014 RCC - BOYS

## Meet Results

Feb 28 - Mar 2, 2014







Page: 1

Printed: 3/1/2014 2:20 PM

Men / 6 / 11+

Session: 6

Judge's Signatures

Rank	Num	Name	Gym							AA
1	6049	Joseph Rooth	Mt. Baker Gymnastics	Diff: 1.300	1.200	1.800	0.500	0.900	2.100	
				Exec: 9.200	8.400	8.700	9.500	8.700	8.900	
				ND:						
				Final: 10.500	9.600	10.500	10.000	9.600	11.000	61.200
				Place: 1	3	2T	1	3	1	1
2	6039	Cole Shelly	Metropolitan	Diff: 1.600	0.700	0.700	0.100	1.400	1.600	
				Exec: 8.600	8.500	8.900	9.500	8.000	7.900	
				ND:						
				Final: 10.200	9.200	9.600	9.600	9.400	9.500	57.500
				Place: 2	7*	5T	3T	6T	6T	2
3	6019	Isaac Turnage	Danik	Diff: 1.200	0.700	1.000	0.300	1.400	1.700	
				Exec: 8.900	8.300	8.900	9.300	7.700	7.900	
				ND:						
				Final: 10.100	9.000	9.900	9.600	9.100	9.600	57.300
				Place: 3	9	4	6*	8T	4	3
4	6020	Connor Robideau	Danik	Diff: 1.200	1.200	0.100	0.300	1.200	1.600	
				Exec: 7.800	7.300	8.700	9.100	9.200	8.800	
				ND:						
				Final: 9.000	8.500	8.800	9.400	10.400	10.400	56.500
				Place: 7	14T	10T	12T	1	2	4
5	6068	Joel Cross	Precision Elite	Diff: 1.200	0.700	1.300	1.000	0.600	0.500	
				Exec: 8.400	8.500	9.200	8.400	7.800	7.500	
				ND:						
				Final: 9.600	9.200	10.500	9.400	8.400	8.000	55.100
				Place: 4	6*	1T	14*	19	19T	5
6	6003	Andrew Braun	Black Hills	Diff: 0.700	1.500	1.300	0.100	1.000	1.500	
				Exec: 7.300	7.700	8.800	9.400	7.500	8.000	
				ND:						
				Final: 8.000	9.200	10.100	9.500	8.500	9.500	54.800
				Place: 17	8T	3	8*	18T	5T	6
7	6038	Blake Leahy	Metropolitan	Diff: 0.500	1.700	0.100	1.000	0.600	0.700	
				Exec: 8.000	9.100	7.400	8.300	9.100	8.100	
				ND:						
				Final: 8.500	10.800	7.500	9.300	9.700	8.800	54.600
				Place: 11	1	21	16T	2	10T	7
8	6071	Andrew Tercek	Top Flyte	Diff: 1.100	1.700	1.300	0.300	0.700	0.300	
				Exec: 7.600	7.600	8.000	9.200	8.100	8.400	
				ND:						
				Final: 8.700	9.300	9.300	9.500	8.800	8.700	54.300
				Place: 10	4	7	10T	12	12	8
9	6005	Michael Martin	Black Hills	Diff: 0.700	1.000	1.300	0.200	0.900	1.100	
				Exec: 7.500	7.200	8.300	9.300	8.500	7.800	
				ND:						
				Final: 8.200	8.200	9.600	9.500	9.400	8.900	53.800
				Place: 15	16T	6T	9T	5T	9T	9
10	6076	Riley Gorsuch	VEGA	Diff: 0.700	0.200	0.600	0.100	0.200	1.000	
				Exec: 7.700	8.500	8.200	9.400	8.400	8.000	
				ND:						
				Final: 8.400	8.700	8.800	9.500	8.600	9.000	53.000
				Place: 13T	11*	11T	7*	16	7	10

# 2014 RCC - BOYS

## Meet Results







Feb 28 - Mar 2, 2014

Page: 2

Printed: 3/1/2014 2:20 PM

Men / 6 / 11+







Session: 6

Rank	Num	Name	Gym							AA
11	6077	Jake Weichbrodt	Westside Gymnastics	Diff: 1.200	0.500	0.800	0.300	0.800	1.100	
				Exec: 8.300	7.600	7.200	9.300	8.100	7.400	
				ND:						
				Final: 9.500	8.100	8.000	9.600	8.900	8.500	52.600
				Place: 5	17	17T	4*	11	13	11
12	6078	Nick Pardy	Westside Gymnastics	Diff: 0.100	0.200	0.700	0.100	0.800	0.200	
				Exec: 8.000	8.500	7.300	9.300	8.600	8.200	
				ND:						
				Final: 8.100	8.700	8.000	9.400	9.400	8.400	52.000
				Place: 16	10*	16T	11T	4T	14	12
13	6079	Sean McCann	Westside Gymnastics	Diff: 0.500	0.500	0.800	1.000	0.100	1.000	
				Exec: 8.700	7.700	8.300	8.100	7.900	6.900	
				ND:						
				Final: 9.200	8.200	9.100	9.100	8.000	7.900	51.500
				Place: 6	15T	8	20T	20	21	13
14	6002	Stasik Vorobets	Auburn Gymnastics	Diff: 0.100	0.200	0.600	1.000	0.700	0.800	
				Exec: 6.400	9.000	7.800	8.200	8.400	8.100	
				ND:						
				Final: 6.500	9.200	8.400	9.200	9.100	8.900	51.300
				Place: 23	5T	14	18T	7T	8T	14
15	6001	Tristen Roberts	Auburn Gymnastics	Diff: 1.200	0.200	0.600	0.300	0.800	1.000	
				Exec: 7.700	8.400	7.200	9.300	7.900	6.600	
				ND:						
				Final: 8.900	8.600	7.800	9.600	8.700	7.600	51.200
				Place: 9T	12	19T	5*	15*	22	15
16	6007	Gavin Bullock	Black Hills	Diff: 0.200	0.500	0.600	0.200	0.700	0.100	
				Exec: 8.200	9.300	7.300	9.000	7.800	7.100	
				ND:						
				Final: 8.400	9.800	7.900	9.200	8.500	7.200	51.000
				Place: 12T	2	18	17T	17T	23	16
17	6009	Evan Williams	Black Hills	Diff: 0.200	0.700	0.800	0.200	0.300	1.000	
				Exec: 7.600	7.300	8.100	9.100	6.500	8.900	
				ND:						
				Final: 7.800	8.000	8.900	9.300	6.800	9.900	50.700
				Place: 19	18	9	15T	24	3	17
18	6070	Noah Shamy	Top Flyte	Diff: 1.100	1.000	0.100	1.000	0.700	0.800	
				Exec: 7.800	6.800	6.300	8.400	8.300	8.000	
				ND:						
				Final: 8.900	7.800	6.400	9.400	9.000	8.800	50.300
				Place: 8T	20T	23	13*	9*	11T	18
19T	6069	Ryan Burgess	Top Flyte	Diff: 0.200	0.200	0.200	0.100	0.700	0.200	
				Exec: 7.200	8.300	7.200	9.000	8.300	8.100	
				ND:						
				Final: 7.400	8.500	7.400	9.100	9.000	8.300	49.700
				Place: 20	13T	22	19T	10*	15	19T
20T	6000	Andrew Adam	Auburn Gymnastics	Diff: 0.500	0.200	0.300	1.000	0.700	1.300	
				Exec: 7.400	7.600	8.000	8.000	8.000	6.700	
				ND:						
				Final: 7.900	7.800	8.300	9.000	8.700	8.000	49.700
				Place: 18	19T	15	21	13T	20T	20T

# 2014 RCC - BOYS

## Meet Results

Feb 28 - Mar 2, 2014







Rank	Num	Name	Gym							AA
21	6558	Jace Snow	Gem State Gymnastics	Diff: 0.500 Exec: 7.800 ND: Final: 8.300 Place: 14	1.000 4.700	1.100 7.600	1.000 7.800	0.800 7.900	0.300 7.800	48.300 21
22	6004	Triston Claypole	Black Hills	Diff: 0.500 Exec: 6.500 ND: Final: 7.000 Place: 21	0.500 7.200	0.800 8.000	1.000 7.900	1.000 6.100	0.200 7.800	47.500 22
23	6053	Tristan Sampley	National Academy	Diff: 0.100 Exec: 5.100 ND: Final: 5.200 Place: 24	0.200 7.300	0.800 7.000	1.000 7.900	0.200 7.600	0.500 7.700	45.400 23
24	6047	Dylan Harbo	Mid Columbia	Diff: 0.100 Exec: 6.600 ND: Final: 6.700 Place: 22	1.000 5.100	0.200 6.000	1.000 7.600	1.000 6.200	1.000 4.900	40.700 24
25	6080	Aidan Poole	Westside Gymnastics	Diff: 0.000 Exec: 0.000 ND: Final: 0.000 Place: 25	1.000 4.100	0.300 5.500	0.100 9.600	0.200 6.100	1.000 4.800	32.700 25

# 2014 RCC - BOYS

## Team Results

Feb 28 - Mar 2, 2014

Page: 1  
 Printed: 3/1/2014 2:24 PM  
 Men / 6 / All Ages  
 Session: 6







Rank	Gym	Team	Score						
1	Metropolitan	*	188.400	32.400 1	31.400 1	31.000 1	28.900 1	34.100 1	30.600 1
	6037	Alan Sovrebov		11.100		10.100	9.800		10.100
	6041	Jagger Zlotoff		11.000	10.400	10.800	9.500	11.600	10.200
	6043	Nikolas Ioannou		10.300				11.300	
	6038	Blake Leahy			10.800				
	6040	Haeden Zarapkar			10.200				
	6045	Robert Gref				10.100			10.300
	6039	Cole Shelly					9.600		
	6042	Kyle Bender						11.200	
2	Black Hills	*	176.800	29.200 3	30.200 2	30.500 2	28.400 3	29.200 2	29.300 2
	6006	Tanner Braunton		10.800	11.200	10.700	9.400	11.300	9.900
	6008	Zach Hulshizer		10.000		9.700			
	6007	Gavin Bullock		8.400	9.800				
	6003	Andrew Braun			9.200	10.100	9.500	8.500	9.500
	6005	Michael Martin					9.500	9.400	
	6009	Evan Williams							9.900
3	Westside Gymnastics	*	166.100	29.400 2	27.700 3	25.800 3	28.800 2	28.800 3	25.600 5
	6081	Luke Tully		10.100	10.300		9.500	10.500	8.700
	6082	Caleb Cagnoni		9.800		8.500			
	6077	Jake Weichbrodt		9.500			9.600	8.900	8.500
	6078	Nick Pardy			8.700			9.400	8.400
	6083	Erik Liang			8.700	8.200			
	6079	Sean McCann				9.100			
	6080	Aidan Poole					9.700		
4	National Academy	*	154.800	25.900 4	23.200 6	24.900 4	27.900 5	26.800 4T	26.100 3
	6052	Caleb Reese		9.900	8.300	8.300	9.700	10.700	9.400
	6050	Luke Dasonville		9.100	7.400	8.800	9.100	8.200	8.500
	6051	Tanner Niegel		6.900			9.100	7.900	
	6053	Tristan Sampley			7.500	7.800			8.200
5	Top Flyte	*	154.300	25.000 5	25.600 4T	23.100 6	28.000 4	26.800 5T	25.800 4
	6070	Noah Shamy		8.900	7.800	6.400	9.400	9.000	8.800
	6071	Andrew Tercek		8.700	9.300	9.300	9.500	8.800	8.700
	6069	Ryan Burgess		7.400	8.500	7.400	9.100	9.000	8.300

# 2014 RCC - BOYS

## Team Results

Feb 28 - Mar 2, 2014

Page: 2  
 Printed: 3/1/2014 2:24 PM  
 Men / 6 / All Ages  
 Session: 6

Rank	Gym	Team	Score						
6	Auburn Gymnastics	*	152.200	23.300 6	25.600 5T	24.500 5	27.800 6	26.500 6	24.500 6
	6001	Tristen Roberts		8.900	8.600	7.800	9.600	8.700	7.600
	6000	Andrew Adam		7.900	7.800	8.300	9.000	8.700	8.000
	6002	Stasik Vorobets		6.500	9.200	8.400	9.200	9.100	8.900
7	Mt. Baker Gymnastics	*	114.500	18.500 8	18.700 7	20.100 7	19.000 7T	18.900 8	19.300 8
	6049	Joseph Rooth		10.500	9.600	10.500	10.000	9.600	11.000
	6048	Connor Hettinga		8.000	9.100	9.600	9.000	9.300	8.300
8	Danik	*	113.800	19.100 7	17.500 8T	18.700 8	19.000 8T	19.500 7	20.000 7
	6019	Isaac Turnage		10.100	9.000	9.900	9.600	9.100	9.600
	6020	Connor Robideau		9.000	8.500	8.800	9.400	10.400	10.400
9	VEGA	*	105.000	18.000 9	17.500 9T	16.700 10	18.700 9	17.100 9	17.000 9
	6075	Nathaniel Davis		9.600	8.800	7.900	9.200	8.500	8.000
	6076	Riley Gorsuch		8.400	8.700	8.800	9.500	8.600	9.000
10	Gem State Gymnastics	*	98.400	15.700 10	13.400 10	18.200 9	18.200 10	17.000 10	15.900 10
	6558	Jace Snow		8.300	5.700	8.700	8.800	8.700	8.100
	6027	Hayden Marceau		7.400	7.700	9.500	9.400	8.300	7.800
11	Precision Elite	*	55.100	9.600 11	9.200 11	10.500 11	9.400 11	8.400 11	8.000 11
	6068	Joel Cross		9.600	9.200	10.500	9.400	8.400	8.000
12	Mid Columbia	*	40.700	6.700 12	6.100 12	6.200 12	8.600 12	7.200 12	5.900 12
	6047	Dylan Harbo		6.700	6.100	6.200	8.600	7.200	5.900