

2014 RCC - BOYS

Meet Results

Feb 28 - Mar 2, 2014







Page: 1

Printed: 3/1/2014 5:54 PM

Men / 8 / 11-12

Session: 7

Judge's Signatures

Rank	Num	Name	Gym							AA
1	8004	Troy Jenkins Jr	Black Hills	Diff: 4.000	4.200	4.300	3.000	3.500	3.500	
				Exec: 9.400	9.200	9.200	9.400	9.650	9.350	
				ND:						
				Final: 13.400	13.400	13.500	12.400	13.150	12.850	78.700
				Place: 2	1	1	3	1	1	1
2	8003	Garrett Braunton	Black Hills	Diff: 4.300	3.500	4.000	3.600	3.700	3.400	
				Exec: 9.200	8.050	7.400	9.400	8.900	9.400	
				ND:						
				Final: 13.500	11.550	11.400	13.000	12.600	12.800	74.850
				Place: 1	6	8T	1	5	2	2
3	8026	Zac Tiderman	OMEGA	Diff: 3.500	4.100	2.600	3.000	3.600	3.000	
				Exec: 8.550	8.550	9.100	9.450	9.100	8.900	
				ND:						
				Final: 12.050	12.650	11.700	12.450	12.700	11.900	73.450
				Place: 7	2	5T	2	4	4	3
4	8008	Gabriel Hotchkiss	Danik	Diff: 3.900	4.500	2.500	3.000	3.600	3.000	
				Exec: 8.800	7.100	9.200	9.150	9.450	8.050	
				ND:						
				Final: 12.700	11.600	11.700	12.150	13.050	11.050	72.250
				Place: 5	5T	4T	4	2	7	4
5	8021	Kacey Provo	Metropolitan	Diff: 3.500	2.700	2.500	2.800	3.000	2.700	
				Exec: 9.150	8.500	9.550	9.250	8.900	8.800	
				ND:						
				Final: 12.650	11.200	12.050	12.050	11.900	11.500	71.350
				Place: 6	8T	3	5T	7	5	5
6	8024	James Friedman	OMEGA	Diff: 3.500	4.200	2.700	2.800	3.500	3.200	
				Exec: 8.400	7.750	8.450	8.750	8.750	9.000	
				ND:						
				Final: 11.900	11.950	11.150	11.550	12.250	12.200	71.000
				Place: 8	3	10	10T	6	3	6
7	8006	Wesley Knudson	Danik	Diff: 4.300	2.800	2.700	3.000	3.600	2.500	
				Exec: 8.950	5.650	7.400	9.050	9.200	8.850	
				ND:						
				Final: 13.250	8.450	10.100	12.050	12.800	11.350	68.000
				Place: 3	14	14	6T	3	6	7
8	8018	Adam Kerwin	Metropolitan	Diff: 3.400	3.400	2.600	2.400	3.200	2.200	
				Exec: 8.300	6.700	8.900	9.100	8.450	8.700	
				ND:						
				Final: 11.700	10.100	11.500	11.500	11.650	10.900	67.350
				Place: 11	12	6	11	9	8	8
9	8499	Ridley Roelofs	Metro Gymnastics	Diff: 3.900	3.300	2.600	2.200	3.100	2.300	
				Exec: 9.200	5.300	9.500	9.500	8.650	7.650	
				ND:						
				Final: 13.100	8.600	12.100	11.700	11.750	9.950	67.200
				Place: 4	13	2	7T	8	10	9
10	8007	Ashton O'Connor	Danik	Diff: 4.000	3.600	2.500	3.000	2.800	2.600	
				Exec: 7.750	8.000	7.650	8.400	8.500	7.700	
				ND:						
				Final: 11.750	11.600	10.150	11.400	11.300	10.300	66.500
				Place: 10	4T	13	12	11	9	10

2014 RCC - BOYS

Meet Results







Feb 28 - Mar 2, 2014

Page: 2

Printed: 3/1/2014 5:54 PM

Men / 8 / 11-12

Session: 7

Rank	Num	Name	Gym							AA
11	8013	Grant Balsbough	Metro Gymnastics	Diff: 2.900 Exec: 8.600 ND: _____ Final: 11.500 Place: 12	2.000 9.200 _____ 11.200 7T	2.200 9.050 _____ 11.250 9	2.200 9.000 _____ 11.200 13	2.400 9.100 _____ 11.500 10	2.200 6.850 _____ 9.050 12	65.700 11
12	8009	Brody Lusk	Dynamic Gymnastics	Diff: 3.400 Exec: 8.400 ND: _____ Final: 11.800 Place: 9	2.000 8.250 _____ 10.250 10T	2.700 8.700 _____ 11.400 7T	2.400 9.150 _____ 11.550 9T	2.700 8.150 _____ 10.850 12	2.100 7.500 _____ 9.600 11	65.450 12
13	8001	Matthew O'Donnell	Basel Gymnastics	Diff: 3.700 Exec: 6.600 ND: _____ Final: 10.300 Place: 13	3.000 7.350 _____ 10.350 9	2.500 8.150 _____ 10.650 11	2.400 9.300 _____ 11.700 8T	2.800 6.650 _____ 9.450 14	2.100 6.350 _____ 8.450 13*	60.900 13
14	8000	Carson Denbina	Basel Gymnastics	Diff: 3.300 Exec: 6.800 ND: _____ Final: 10.100 Place: 14	3.000 7.250 _____ 10.250 11T	2.100 8.100 _____ 10.200 12	2.000 9.050 _____ 11.050 14	2.800 7.000 _____ 9.800 13	2.100 6.350 _____ 8.450 14*	59.850 14

2014 RCC - BOYS

Meet Results

Feb 28 - Mar 2, 2014







Page: 1

Printed: 3/1/2014 5:54 PM

Men / 9 / 13-14

Session: 7

Judge's Signatures

Rank	Num	Name	Gym							AA
1	9016	Spencer Goodell	OMEGA	Diff: 4.600	4.500	4.300	3.600	4.600	4.000	
				Exec: 8.550	8.100	8.650	9.300	9.150	8.300	
				ND:						
				Final: 13.150	12.600	12.950	12.900	13.750	12.300	77.650
				Place: 3	4T	1	3	1	1	1
2	9019	Luis Nadora	Westside Gymnastics	Diff: 4.500	4.400	3.000	3.600	3.500	3.400	
				Exec: 8.300	8.200	8.050	9.250	8.550	7.700	
				ND:						
				Final: 12.800	12.600	11.050	12.850	12.050	11.100	72.450
				Place: 6T	3T	11	4	6	8	2
3	9017	Peyton Hobson	OMEGA	Diff: 4.000	4.000	2.700	2.800	4.000	3.100	
				Exec: 8.800	8.900	8.400	8.950	8.200	7.700	
				ND:						
				Final: 12.800	12.900	11.100	11.750	12.200	10.800	71.550
				Place: 5T	1	10	10	4	9	3
4	9000	Blaine Davis	Acrovision	Diff: 4.000	3.900	4.200	3.600	4.300	2.700	
				Exec: 7.950	6.850	7.400	8.800	9.100	8.650	
				ND:						
				Final: 11.950	10.750	11.600	12.400	13.400	11.350	71.450
				Place: 12	8T	3	5	2	5T	4
5	9002	Drew Helberg	Basel Gymnastics	Diff: 4.500	4.400	4.300	2.800	4.000	3.900	
				Exec: 6.850	8.400	7.000	8.050	8.650	6.650	
				ND:						
				Final: 11.350	12.800	11.300	10.850	12.650	10.550	69.500
				Place: 14	2	7T	17	3	11	5
6	9010	Michael Smith	MAC Gymnastics	Diff: 4.100	3.200	2.700	2.800	3.400	2.500	
				Exec: 8.500	7.950	8.450	9.000	7.550	7.950	
				ND:						
				Final: 12.600	11.150	11.150	11.800	10.950	10.450	68.100
				Place: 9T	6	9	8T	12	13	6
7	9005	Nathaniel Poole	Cascade Elite	Diff: 4.000	3.100	2.700	2.000	3.400	2.300	
				Exec: 8.900	7.450	9.000	9.450	7.000	8.350	
				ND:						
				Final: 12.900	10.550	11.700	11.450	10.400	10.650	67.650
				Place: 4	9	2	14*	14	10	7
8T	9015	Keaton Whittaker	Metro Gymnastics	Diff: 3.700	2.400	2.700	2.200	3.700	2.300	
				Exec: 9.500	6.650	8.600	9.750	7.900	8.200	
				ND:						
				Final: 13.200	9.050	11.300	11.950	11.600	10.500	67.600
				Place: 2	12	6T	7	10	12	8T
9T	9014	Rankin Shum	Metro Gymnastics	Diff: 3.000	3.000	2.500	2.800	3.300	2.400	
				Exec: 8.400	7.750	8.900	9.200	8.550	7.800	
				ND:						
				Final: 11.400	10.750	11.400	12.000	11.850	10.200	67.600
				Place: 13	7T	5	6	8	14	9T
10	9505	Alexander Forcos	Cascade Elite	Diff: 4.000	2.100	2.500	2.000	3.500	2.600	
				Exec: 8.400	7.750	8.700	8.250	7.750	8.950	
				ND:						
				Final: 12.400	9.850	11.200	10.250	11.250	11.550	66.500
				Place: 10	11	8	18	11	3T	10

2014 RCC - BOYS

Meet Results







Feb 28 - Mar 2, 2014

Page: 2

Printed: 3/1/2014 5:54 PM

Men / 9 / 13-14

Session: 7

Rank	Num	Name	Gym							AA
11	9009	Jesse Quarum	MAC Gymnastics	Diff: 3.700	2.600	2.400	2.000	2.600	3.000	
				Exec: 8.900	7.600	8.400	9.550	7.100	8.200	
				ND:						
				Final: 12.600	10.200	10.800	11.550	9.700	11.200	66.050
				Place: 8T	10	12	11	16	7	11
12	9007	Gianni Young	Dynamic Gymnastics	Diff: 3.800	3.300	2.800	2.800	3.600	3.900	
				Exec: 8.400	5.450	7.650	8.350	8.350	7.600	
				ND:						
				Final: 12.200	8.750	10.450	11.150	11.950	11.500	66.000
				Place: 11	14	14	15	7	4	12
13	9018	Tyler Price	Salem Gymnastics	Diff: 3.800	2.100	2.400	2.800	3.400	2.000	
				Exec: 8.900	5.000	8.200	8.700	7.500	8.000	
				ND:						
				Final: 12.700	7.100	10.600	11.500	10.900	10.000	62.800
				Place: 7	15	13	12	13	15	13
14	9006	Colton Dee	Danik	Diff: 4.300	4.000	0.000	3.600	3.800	3.700	
				Exec: 6.800	8.450	0.000	9.350	8.300	7.650	
				ND:						
				Final: 11.100	12.450	0.000	12.950	12.100	11.350	59.950
				Place: 15	5	18	2	5	6T	14
15	9001	Lewis Grant	Basel Gymnastics	Diff: 2.300	1.900	2.100	2.000	3.600	2.100	
				Exec: 6.700	4.000	8.000	9.100	8.100	5.600	
				ND:						
				Final: 9.000	5.900	10.100	11.100	11.700	7.700	55.500
				Place: 18	16	15	16	9	16	15
16	9003	Jonathan Ross	Basel Gymnastics	Diff: 3.600	1.900	2.300	2.800	2.400	2.100	
				Exec: 6.800	1.250	6.650	9.000	7.650	4.900	
				ND:						
				Final: 10.400	3.150	8.950	11.800	10.050	7.000	51.350
				Place: 17	17	17	9T	15	17	16
17	9011	Aaron Swanson	MAC Gymnastics	Diff: 4.000	0.000	3.200	3.800	0.000	2.400	
				Exec: 9.600	0.000	8.300	9.600	0.000	9.150	
				ND:						
				Final: 13.600	0.000	11.500	13.400	0.000	11.550	50.050
				Place: 1	18	4	1	18	2T	17
18	9013	Ben Karlson	Metro Gymnastics	Diff: 2.800	1.900	2.500	2.000	2.300	0.000	
				Exec: 8.250	6.900	7.400	9.450	6.400	0.000	
				ND:						
				Final: 11.050	8.800	9.900	11.450	8.700	0.000	49.900
				Place: 16	13	16	13*	17	18	18