

2014 RCC - BOYS

Meet Results

Feb 28 - Mar 2, 2014







Page: 1

Printed: 3/1/2014 5:54 PM

Men / 8 / 11-12

Session: 7

Judge's Signatures

Rank	Num	Name	Gym							AA
1	8004	Troy Jenkins Jr	Black Hills	Diff: 4.000	4.200	4.300	3.000	3.500	3.500	
				Exec: 9.400	9.200	9.200	9.400	9.650	9.350	
				ND:						
				Final: 13.400	13.400	13.500	12.400	13.150	12.850	78.700
				Place: 2	1	1	3	1	1	1
2	8003	Garrett Braunton	Black Hills	Diff: 4.300	3.500	4.000	3.600	3.700	3.400	
				Exec: 9.200	8.050	7.400	9.400	8.900	9.400	
				ND:						
				Final: 13.500	11.550	11.400	13.000	12.600	12.800	74.850
				Place: 1	6	8T	1	5	2	2
3	8026	Zac Tideman	OMEGA	Diff: 3.500	4.100	2.600	3.000	3.600	3.000	
				Exec: 8.550	8.550	9.100	9.450	9.100	8.900	
				ND:						
				Final: 12.050	12.650	11.700	12.450	12.700	11.900	73.450
				Place: 7	2	5T	2	4	4	3
4	8008	Gabriel Hotchkiss	Danik	Diff: 3.900	4.500	2.500	3.000	3.600	3.000	
				Exec: 8.800	7.100	9.200	9.150	9.450	8.050	
				ND:						
				Final: 12.700	11.600	11.700	12.150	13.050	11.050	72.250
				Place: 5	5T	4T	4	2	7	4
5	8021	Kacey Provo	Metropolitan	Diff: 3.500	2.700	2.500	2.800	3.000	2.700	
				Exec: 9.150	8.500	9.550	9.250	8.900	8.800	
				ND:						
				Final: 12.650	11.200	12.050	12.050	11.900	11.500	71.350
				Place: 6	8T	3	5T	7	5	5
6	8024	James Friedman	OMEGA	Diff: 3.500	4.200	2.700	2.800	3.500	3.200	
				Exec: 8.400	7.750	8.450	8.750	8.750	9.000	
				ND:						
				Final: 11.900	11.950	11.150	11.550	12.250	12.200	71.000
				Place: 8	3	10	10T	6	3	6
7	8006	Wesley Knudson	Danik	Diff: 4.300	2.800	2.700	3.000	3.600	2.500	
				Exec: 8.950	5.650	7.400	9.050	9.200	8.850	
				ND:						
				Final: 13.250	8.450	10.100	12.050	12.800	11.350	68.000
				Place: 3	14	14	6T	3	6	7
8	8018	Adam Kerwin	Metropolitan	Diff: 3.400	3.400	2.600	2.400	3.200	2.200	
				Exec: 8.300	6.700	8.900	9.100	8.450	8.700	
				ND:						
				Final: 11.700	10.100	11.500	11.500	11.650	10.900	67.350
				Place: 11	12	6	11	9	8	8
9	8499	Ridley Roelofs	Metro Gymnastics	Diff: 3.900	3.300	2.600	2.200	3.100	2.300	
				Exec: 9.200	5.300	9.500	9.500	8.650	7.650	
				ND:						
				Final: 13.100	8.600	12.100	11.700	11.750	9.950	67.200
				Place: 4	13	2	7T	8	10	9
10	8007	Ashton O'Connor	Danik	Diff: 4.000	3.600	2.500	3.000	2.800	2.600	
				Exec: 7.750	8.000	7.650	8.400	8.500	7.700	
				ND:						
				Final: 11.750	11.600	10.150	11.400	11.300	10.300	66.500
				Place: 10	4T	13	12	11	9	10

2014 RCC - BOYS

Meet Results







Feb 28 - Mar 2, 2014

Page: 2

Printed: 3/1/2014 5:54 PM

Men / 8 / 11-12







Session: 7

Rank	Num	Name	Gym							AA
11	8013	Grant Balsbough	Metro Gymnastics	Diff: 2.900 Exec: 8.600 ND: _____ Final: 11.500 Place: 12	2.000 9.200 _____ 11.200 7T	2.200 9.050 _____ 11.250 9	2.200 9.000 _____ 11.200 13	2.400 9.100 _____ 11.500 10	2.200 6.850 _____ 9.050 12	65.700 11
12	8009	Brody Lusk	Dynamic Gymnastics	Diff: 3.400 Exec: 8.400 ND: _____ Final: 11.800 Place: 9	2.000 8.250 _____ 10.250 10T	2.700 8.700 _____ 11.400 7T	2.400 9.150 _____ 11.550 9T	2.700 8.150 _____ 10.850 12	2.100 7.500 _____ 9.600 11	65.450 12
13	8001	Matthew O'Donnell	Basel Gymnastics	Diff: 3.700 Exec: 6.600 ND: _____ Final: 10.300 Place: 13	3.000 7.350 _____ 10.350 9	2.500 8.150 _____ 10.650 11	2.400 9.300 _____ 11.700 8T	2.800 6.650 _____ 9.450 14	2.100 6.350 _____ 8.450 13*	60.900 13
14	8000	Carson Denbina	Basel Gymnastics	Diff: 3.300 Exec: 6.800 ND: _____ Final: 10.100 Place: 14	3.000 7.250 _____ 10.250 11T	2.100 8.100 _____ 10.200 12	2.000 9.050 _____ 11.050 14	2.800 7.000 _____ 9.800 13	2.100 6.350 _____ 8.450 14*	59.850 14

2014 RCC - BOYS

Meet Results

Feb 28 - Mar 2, 2014

Rank	Num	Name	Gym							AA
1	8025	Kai Nontavarnit	OMEGA	Diff: 3.200	3.000	2.800	2.800	3.000	2.200	
				Exec: 7.000	8.050	8.850	8.100	8.750	9.200	
				ND:						
				Final: 10.200	11.050	11.650	10.900	11.750	11.400	66.950
				Place: 6	1	1	7	1	1	1
2	8030	Tyler Wilson	USGA	Diff: 3.100	2.100	2.500	2.200	2.500	1.400	
				Exec: 8.100	7.300	7.100	9.550	7.850	8.100	
				ND:						
				Final: 11.200	9.400	9.600	11.750	10.350	9.500	61.800
				Place: 4	3	6	1	2	2	2
3	8028	Thomas Richmond	Summit Gymnastics	Diff: 3.200	2.600	2.200	2.400	2.900	1.600	
				Exec: 6.700	5.850	7.700	8.550	5.200	7.050	
				ND:						
				Final: 9.900	8.450	9.900	10.950	8.100	8.650	55.950
				Place: 7	4	5	6	3	3	3
4	8011	Keegan Proctor	Gym Nest	Diff: 2.900	2.700	2.400	2.000	0.000	0.000	
				Exec: 8.350	6.900	7.850	9.450	0.000	0.000	
				ND:						
				Final: 11.250	9.600	10.250	11.450	0.000	0.000	42.550
				Place: 3	2	4	2	6*	6*	4
5	8017	Spencer Sproul	Metro Gymnastics	Diff: 2.800	1.900	2.000	2.000	0.000	0.000	
				Exec: 8.900	6.350	9.200	9.250	0.000	0.000	
				ND:						
				Final: 11.700	8.250	11.200	11.250	0.000	0.000	42.400
				Place: 2	5	2	4	5*	5*	5
6	8016	Joe McDonell-Myer	Metro Gymnastics	Diff: 2.800	1.900	2.300	2.000	0.000	0.000	
				Exec: 8.100	5.800	8.600	9.200	0.000	0.000	
				ND:						
				Final: 10.900	7.700	10.900	11.200	0.000	0.000	40.700
				Place: 5	6	3	5	4*	4*	6
7	8015	Hunter Klein	Metro Gymnastics	Diff: 2.800	0.000	0.000	2.000	0.000	0.000	
				Exec: 9.050	0.000	0.000	9.350	0.000	0.000	
				ND:						
				Final: 11.850	0.000	0.000	11.350	0.000	0.000	23.200
				Place: 1	7	7	3	7*	7*	7

2014 RCC - BOYS

Meet Results

Feb 28 - Mar 2, 2014







Page: 1

Printed: 3/1/2014 9:42 PM

Men / 8 / 15-18

Session: 8

Judge's Signatures







Rank	Num	Name	Gym							AA
1	8019	Ethan Williamson	Metropolitan	Diff: 3.700	2.500	2.000	3.000	3.200	2.100	
				Exec: 8.800	7.600	9.300	9.600	8.850	8.600	
				ND:						
				Final: 12.500	10.100	11.300	12.600	12.050	10.700	69.250
				Place: 1	4	2	1	3	1	1
2	8027	Jordan Gloden	OMEGA	Diff: 3.100	3.300	2.500	2.000	3.100	2.000	
				Exec: 8.000	7.700	8.850	9.250	9.200	8.300	
				ND:						
				Final: 11.100	11.000	11.350	11.250	12.300	10.300	67.300
				Place: 4	2	1	4*	1	2	2
3	8023	Gavin Fleming	OMEGA	Diff: 2.800	3.300	2.600	2.800	3.000	2.700	
				Exec: 7.800	7.750	8.400	8.200	9.200	7.050	
				ND:						
				Final: 10.600	11.050	11.000	11.000	12.200	9.750	65.600
				Place: 6	1	3	6	2	3	3
4	8029	Austin Brown	Top Flyte	Diff: 2.900	2.600	2.300	2.000	2.500	1.900	
				Exec: 9.100	7.150	7.550	9.300	7.850	7.700	
				ND:						
				Final: 12.000	9.750	9.850	11.300	10.350	9.600	62.850
				Place: 3	5	6	3	4	4	4
5	8022	Taner Schiller	Naydenov Gymnastics	Diff: 3.200	1.900	3.000	2.800	3.100	2.100	
				Exec: 7.800	8.700	7.900	8.750	6.100	6.850	
				ND:						
				Final: 11.000	10.600	10.900	11.550	9.200	8.950	62.200
				Place: 5	3	4	2	6	5	5
6	8014	Jake Baum	Metro Gymnastics	Diff: 2.800	0.000	2.100	2.000	2.400	0.000	
				Exec: 9.250	0.000	7.900	9.250	7.850	0.000	
				ND:						
				Final: 12.050	0.000	10.000	11.250	10.250	0.000	43.550
				Place: 2	6	5	5*	5	6	6

2014 RCC - BOYS

Team Results

Feb 28 - Mar 2, 2014

Page: 1
 Printed: 3/1/2014 9:40 PM
 Men / 8 / All Ages
 Session: 7,8







Rank	Gym	Team	Score						
1	OMEGA	*	213.400	35.050 4	35.650 1	34.700 2	35.250 3	37.250 1	35.500 1
	8026	Zac Tideman		12.050	12.650	11.700	12.450	12.700	11.900
	8024	James Friedman		11.900	11.950		11.550	12.250	12.200
	8027	Jordan Gloden		11.100		11.350	11.250	12.300	
	8025	Kai Nontavarnit			11.050	11.650			11.400
2	Metropolitan	*	207.950	36.850 3	31.400 3	34.850 1	36.150 1	35.600 3	33.100 2
	8021	Kacey Provo		12.650	11.200	12.050	12.050	11.900	11.500
	8019	Ethan Williamson		12.500	10.100	11.300	12.600	12.050	10.700
	8018	Adam Kerwin		11.700	10.100	11.500	11.500	11.650	10.900
3	Danik	*	206.750	37.700 1	31.650 2	31.950 4	35.600 2	37.150 2	32.700 3
	8006	Wesley Knudson		13.250	8.450	10.100	12.050	12.800	11.350
	8008	Gabriel Hotchkiss		12.700	11.600	11.700	12.150	13.050	11.050
	8007	Ashton O'Connor		11.750	11.600	10.150	11.400	11.300	10.300
4	Metro Gymnastics	*	186.400	37.000 2	28.050 4	34.550 3	34.300 4	33.500 4	19.000 5
	8499	Ridley Roelofs		13.100	8.600	12.100	11.700	11.750	9.950
	8014	Jake Baum		12.050			11.250	10.250	
	8015	Hunter Klein		11.850			11.350		
	8013	Grant Balsbough			11.200	11.250		11.500	9.050
	8017	Spencer Sproul			8.250	11.200			
5	Black Hills	*	153.550	26.900 5	24.950 5	24.900 5	25.400 5	25.750 5	25.650 4
	8003	Garrett Braunton		13.500	11.550	11.400	13.000	12.600	12.800
	8004	Troy Jenkins Jr		13.400	13.400	13.500	12.400	13.150	12.850
6	Basel Gymnastics	*	120.750	20.400 6	20.600 6	20.850 6	22.750 6	19.250 6	16.900 6
	8001	Matthew O'Donnell		10.300	10.350	10.650	11.700	9.450	8.450
	8000	Carson Denbina		10.100	10.250	10.200	11.050	9.800	8.450
7	Dynamic Gymnastics	*	65.450	11.800 8	10.250 8	11.400 7	11.550 8T	10.850 7	9.600 7T
	8009	Brody Lusk		11.800	10.250	11.400	11.550	10.850	9.600

2014 RCC - BOYS

Team Results

Feb 28 - Mar 2, 2014

Page: 2
 Printed: 3/1/2014 9:40 PM
 Men / 8 / All Ages
 Session: 7,8

Rank	Gym	Team	Score						
8	Top Flyte	*	62.850	12.000 7	9.750 9	9.850 11	11.300 11	10.350 8T	9.600 8T
	8029 Austin Brown			12.000	9.750	9.850	11.300	10.350	9.600
9	Naydenov Gymnastics	*	62.200	11.000 11	10.600 7	10.900 8	11.550 9T	9.200 10	8.950 10
	8022 Taner Schiller			11.000	10.600	10.900	11.550	9.200	8.950
10	USGA	*	61.800	11.200 10	9.400 11	9.600 12	11.750 7	10.350 9T	9.500 9
	8030 Tyler Wilson			11.200	9.400	9.600	11.750	10.350	9.500
11	Summit Gymnastics	*	55.950	9.900 12	8.450 12	9.900 10	10.950 12	8.100 11	8.650 11
	8028 Thomas Richmond			9.900	8.450	9.900	10.950	8.100	8.650
12	Gym Nest	*	42.550	11.250 9	9.600 10	10.250 9	11.450 10	0.000 12	0.000 12
	8011 Keegan Proctor			11.250	9.600	10.250	11.450		

2014 RCC - BOYS

Meet Results

Feb 28 - Mar 2, 2014







Page: 1

Printed: 3/1/2014 5:54 PM

Men / 9 / 13-14

Session: 7

Judge's Signatures

Rank	Num	Name	Gym							AA
1	9016	Spencer Goodell	OMEGA	Diff: 4.600	4.500	4.300	3.600	4.600	4.000	
				Exec: 8.550	8.100	8.650	9.300	9.150	8.300	
				ND:						
				Final: 13.150	12.600	12.950	12.900	13.750	12.300	77.650
				Place: 3	4T	1	3	1	1	1
2	9019	Luis Nadora	Westside Gymnastics	Diff: 4.500	4.400	3.000	3.600	3.500	3.400	
				Exec: 8.300	8.200	8.050	9.250	8.550	7.700	
				ND:						
				Final: 12.800	12.600	11.050	12.850	12.050	11.100	72.450
				Place: 6T	3T	11	4	6	8	2
3	9017	Peyton Hobson	OMEGA	Diff: 4.000	4.000	2.700	2.800	4.000	3.100	
				Exec: 8.800	8.900	8.400	8.950	8.200	7.700	
				ND:						
				Final: 12.800	12.900	11.100	11.750	12.200	10.800	71.550
				Place: 5T	1	10	10	4	9	3
4	9000	Blaine Davis	Acrovision	Diff: 4.000	3.900	4.200	3.600	4.300	2.700	
				Exec: 7.950	6.850	7.400	8.800	9.100	8.650	
				ND:						
				Final: 11.950	10.750	11.600	12.400	13.400	11.350	71.450
				Place: 12	8T	3	5	2	5T	4
5	9002	Drew Helberg	Basel Gymnastics	Diff: 4.500	4.400	4.300	2.800	4.000	3.900	
				Exec: 6.850	8.400	7.000	8.050	8.650	6.650	
				ND:						
				Final: 11.350	12.800	11.300	10.850	12.650	10.550	69.500
				Place: 14	2	7T	17	3	11	5
6	9010	Michael Smith	MAC Gymnastics	Diff: 4.100	3.200	2.700	2.800	3.400	2.500	
				Exec: 8.500	7.950	8.450	9.000	7.550	7.950	
				ND:						
				Final: 12.600	11.150	11.150	11.800	10.950	10.450	68.100
				Place: 9T	6	9	8T	12	13	6
7	9005	Nathaniel Poole	Cascade Elite	Diff: 4.000	3.100	2.700	2.000	3.400	2.300	
				Exec: 8.900	7.450	9.000	9.450	7.000	8.350	
				ND:						
				Final: 12.900	10.550	11.700	11.450	10.400	10.650	67.650
				Place: 4	9	2	14*	14	10	7
8T	9015	Keaton Whittaker	Metro Gymnastics	Diff: 3.700	2.400	2.700	2.200	3.700	2.300	
				Exec: 9.500	6.650	8.600	9.750	7.900	8.200	
				ND:						
				Final: 13.200	9.050	11.300	11.950	11.600	10.500	67.600
				Place: 2	12	6T	7	10	12	8T
9T	9014	Rankin Shum	Metro Gymnastics	Diff: 3.000	3.000	2.500	2.800	3.300	2.400	
				Exec: 8.400	7.750	8.900	9.200	8.550	7.800	
				ND:						
				Final: 11.400	10.750	11.400	12.000	11.850	10.200	67.600
				Place: 13	7T	5	6	8	14	9T
10	9505	Alexander Forcos	Cascade Elite	Diff: 4.000	2.100	2.500	2.000	3.500	2.600	
				Exec: 8.400	7.750	8.700	8.250	7.750	8.950	
				ND:						
				Final: 12.400	9.850	11.200	10.250	11.250	11.550	66.500
				Place: 10	11	8	18	11	3T	10

2014 RCC - BOYS

Meet Results







Feb 28 - Mar 2, 2014

Page: 2

Printed: 3/1/2014 5:54 PM

Men / 9 / 13-14

Session: 7

Rank	Num	Name	Gym							AA
11	9009	Jesse Quarum	MAC Gymnastics	Diff: 3.700	2.600	2.400	2.000	2.600	3.000	
				Exec: 8.900	7.600	8.400	9.550	7.100	8.200	
				ND:						
				Final: 12.600	10.200	10.800	11.550	9.700	11.200	66.050
				Place: 8T	10	12	11	16	7	11
12	9007	Gianni Young	Dynamic Gymnastics	Diff: 3.800	3.300	2.800	2.800	3.600	3.900	
				Exec: 8.400	5.450	7.650	8.350	8.350	7.600	
				ND:						
				Final: 12.200	8.750	10.450	11.150	11.950	11.500	66.000
				Place: 11	14	14	15	7	4	12
13	9018	Tyler Price	Salem Gymnastics	Diff: 3.800	2.100	2.400	2.800	3.400	2.000	
				Exec: 8.900	5.000	8.200	8.700	7.500	8.000	
				ND:						
				Final: 12.700	7.100	10.600	11.500	10.900	10.000	62.800
				Place: 7	15	13	12	13	15	13
14	9006	Colton Dee	Danik	Diff: 4.300	4.000	0.000	3.600	3.800	3.700	
				Exec: 6.800	8.450	0.000	9.350	8.300	7.650	
				ND:						
				Final: 11.100	12.450	0.000	12.950	12.100	11.350	59.950
				Place: 15	5	18	2	5	6T	14
15	9001	Lewis Grant	Basel Gymnastics	Diff: 2.300	1.900	2.100	2.000	3.600	2.100	
				Exec: 6.700	4.000	8.000	9.100	8.100	5.600	
				ND:						
				Final: 9.000	5.900	10.100	11.100	11.700	7.700	55.500
				Place: 18	16	15	16	9	16	15
16	9003	Jonathan Ross	Basel Gymnastics	Diff: 3.600	1.900	2.300	2.800	2.400	2.100	
				Exec: 6.800	1.250	6.650	9.000	7.650	4.900	
				ND:						
				Final: 10.400	3.150	8.950	11.800	10.050	7.000	51.350
				Place: 17	17	17	9T	15	17	16
17	9011	Aaron Swanson	MAC Gymnastics	Diff: 4.000	0.000	3.200	3.800	0.000	2.400	
				Exec: 9.600	0.000	8.300	9.600	0.000	9.150	
				ND:						
				Final: 13.600	0.000	11.500	13.400	0.000	11.550	50.050
				Place: 1	18	4	1	18	2T	17
18	9013	Ben Karlson	Metro Gymnastics	Diff: 2.800	1.900	2.500	2.000	2.300	0.000	
				Exec: 8.250	6.900	7.400	9.450	6.400	0.000	
				ND:						
				Final: 11.050	8.800	9.900	11.450	8.700	0.000	49.900
				Place: 16	13	16	13*	17	18	18

2014 RCC - BOYS







Team Results

Feb 28 - Mar 2, 2014

Page: 1
Printed: 3/1/2014 10:04:05 PM

Men / 9 / All Ages

Session: 7,8

Rank	Gym	Team	Score						
1	Metro Gymnastics	*	185.100	35.650 2	28.600 1	32.600 2	35.400 2	32.150 2	20.700 5
	9015 Keaton Whittaker			13.200	9.050	11.300	11.950	11.600	10.500
	9014 Rankin Shum			11.400	10.750	11.400	12.000	11.850	10.200
	9013 Ben Karlson			11.050	8.800	9.900	11.450	8.700	
2	MAC Gymnastics	*	184.200	38.800 1	21.350 4	33.450 1	36.750 1	20.650 5	33.200 1
	9011 Aaron Swanson			13.600		11.500	13.400		11.550
	9010 Michael Smith			12.600	11.150	11.150	11.800	10.950	10.450
	9009 Jesse Quarum			12.600	10.200	10.800	11.550	9.700	11.200
3	Basel Gymnastics	*	176.350	30.750 3	21.850 3	30.350 3	33.750 3	34.400 1	25.250 2
	9002 Drew Helberg			11.350	12.800	11.300	10.850	12.650	10.550
	9003 Jonathan Ross			10.400	3.150	8.950	11.800	10.050	7.000
	9001 Lewis Grant			9.000	5.900	10.100	11.100	11.700	7.700
4	OMEGA	*	149.200	25.950 4	25.500 2	24.050 4	24.650 4	25.950 3	23.100 3
	9016 Spencer Goodell			13.150	12.600	12.950	12.900	13.750	12.300
	9017 Peyton Hobson			12.800	12.900	11.100	11.750	12.200	10.800
5	Cascade Elite	*	134.150	25.300 5	20.400 5	22.900 5	21.700 5	21.650 4	22.200 4
	9005 Nathaniel Poole			12.900	10.550	11.700	11.450	10.400	10.650
	9505 Alexander Forcos			12.400	9.850	11.200	10.250	11.250	11.550
6	Westside Gymnastics	*	72.450	12.800 6	12.600 6	11.050 7	12.850 7	12.050 8	11.100 9
	9019 Luis Nadora			12.800	12.600	11.050	12.850	12.050	11.100
7	Acrovision	*	71.450	11.950 9	10.750 8	11.600 6	12.400 8	13.400 6	11.350 7T
	9000 Blaine Davis			11.950	10.750	11.600	12.400	13.400	11.350
8	Dynamic Gymnastics	*	66.000	12.200 8	8.750 9	10.450 9	11.150 10	11.950 9	11.500 6
	9007 Gianni Young			12.200	8.750	10.450	11.150	11.950	11.500

2014 RCC - BOYS







Team Results

Feb 28 - Mar 2, 2014

Page: 2
Printed: 3/1/2014 10:04:05 PM

Men / 9 / All Ages

Session: 7,8

Rank	Gym	Team	Score						
9	Salem Gymnastics	*	62.800	12.700	7.100	10.600	11.500	10.900	10.000
	9018 Tyler Price			7	10	8	9	10	10
				12.700	7.100	10.600	11.500	10.900	10.000
10	Danik	*	59.950	11.100	12.450	0.000	12.950	12.100	11.350
	9006 Colton Dee			10	7	10	6	7	8T
				11.100	12.450		12.950	12.100	11.350

2014 RCC - BOYS

Meet Results

Feb 28 - Mar 2, 2014







Page: 1

Printed: 3/1/2014 9:42 PM

Men / 10 / 15-16

Session: 8

Judge's Signatures







Rank	Num	Name	Gym							AA
1	1004	Farrell Baker	Black Hills	Diff: 4.900	4.300	3.700	3.600	4.300	4.400	
				Exec: 8.500	6.450	8.100	9.250	9.150	7.900	
				ND:						
				Final: 13.400	10.750	11.800	12.850	13.450	12.300	74.550
				Place: 2	8	3T	4	1	1	1
2	1013	Will Bughi	Dynamic Gymnastics	Diff: 4.200	4.000	3.800	3.800	4.500	3.000	
				Exec: 8.900	8.300	8.000	9.100	8.000	8.300	
				ND:						
				Final: 13.100	12.300	11.800	12.900	12.500	11.300	73.900
				Place: 3	3	5*	3	8	7	2
3	1015	Parker Chiapuzio	MAC Gymnastics	Diff: 4.800	3.700	2.400	3.600	3.900	3.400	
				Exec: 8.800	6.950	8.550	9.050	9.150	8.300	
				ND:						
				Final: 13.600	10.650	10.950	12.650	13.050	11.700	72.600
				Place: 1	10	11	6	3T	6T	3
4	1014	Zach Ochenschlager	MAC Gymnastics	Diff: 3.700	4.400	3.000	2.800	3.100	2.500	
				Exec: 9.000	8.350	8.900	9.150	8.400	9.200	
				ND:						
				Final: 12.700	12.750	11.900	11.950	11.500	11.700	72.500
				Place: 6T	1	1	9	11	5T	4
5	1012	Daniel Shanahan	Danik	Diff: 4.300	3.300	2.500	4.100	4.200	3.800	
				Exec: 7.800	7.500	8.400	9.300	8.800	8.300	
				ND:						
				Final: 12.100	10.800	10.900	13.400	13.000	12.100	72.300
				Place: 11	7	12T	1	4	2	5
6	1026	Trey Davis	Mt. Baker Gymnastics	Diff: 3.500	4.100	3.500	3.600	4.100	3.300	
				Exec: 8.800	8.400	8.300	8.850	7.650	7.800	
				ND:						
				Final: 12.300	12.500	11.800	12.450	11.750	11.100	71.900
				Place: 9	2	2T	8	10	8	6
7	1031	Robert Scofield	Salem Gymnastics	Diff: 4.400	3.700	3.800	3.800	3.700	2.500	
				Exec: 8.600	6.000	8.000	9.250	8.950	7.300	
				ND:						
				Final: 13.000	9.700	11.800	13.050	12.650	9.800	70.000
				Place: 4	13T	4*	2	6	12	7
8	1007	Quinn Damon	Cascade Elite	Diff: 3.900	2.200	2.200	2.000	3.200	2.000	
				Exec: 8.600	8.350	9.400	9.400	9.650	8.600	
				ND:						
				Final: 12.500	10.550	11.600	11.400	12.850	10.600	69.500
				Place: 8	11	6	15T	5	9	8
9	1010	Daniel Tu-Tygrs	Danik	Diff: 3.600	4.100	2.500	3.600	3.600	3.600	
				Exec: 6.700	5.450	8.750	9.100	8.700	8.300	
				ND:						
				Final: 10.300	9.550	11.250	12.700	12.300	11.900	68.000
				Place: 15	14	8	5	9	3	9
10	1008	Daniel Gordon	Cascade Elite	Diff: 3.500	1.600	2.100	2.800	3.500	1.900	
				Exec: 8.700	8.100	9.300	8.250	9.550	8.600	
				ND:						
				Final: 12.200	9.700	11.400	11.050	13.050	10.500	67.900
				Place: 10	12T	7	17	2T	10	10

2014 RCC - BOYS

Meet Results

Feb 28 - Mar 2, 2014

Page: 2
 Printed: 3/1/2014 9:42 PM
 Men / 10 / 15-16
 Session: 8

Rank	Num	Name	Gym							AA
11	1001	Zavier McDonald	Basel Gymnastics	Diff: 4.500	3.800	2.900	2.800	4.200	3.200	
				Exec: 8.400	7.450	8.000	9.050	6.750	6.800	
				ND:						
				Final: 12.900	11.250	10.900	11.850	10.950	10.000	67.850
				Place: 5	5	13T	10	14	11	11
12	1032	Antonio Lim	Summit Gymnastics	Diff: 4.500	3.800	2.600	3.600	3.900	2.700	
				Exec: 8.200	7.200	7.400	8.900	6.600	6.850	
				ND:						
				Final: 12.700	11.000	10.000	12.500	10.500	9.550	66.250
				Place: 7T	6	15	7	16	13	12
13	1009	Nick McCulloch	Cascade Elite	Diff: 2.700	2.700	1.900	2.000	3.000	1.900	
				Exec: 8.300	8.000	9.200	9.650	8.200	6.800	
				ND:						
				Final: 11.000	10.700	11.100	11.650	11.200	8.700	64.350
				Place: 14	9	9	12	12	14	13
14	1002	David Molloy	Basel Gymnastics	Diff: 3.800	3.000	2.400	2.800	3.200	2.100	
				Exec: 8.100	5.650	7.000	8.800	7.900	4.400	
				ND:						
				Final: 11.900	8.650	9.400	11.600	11.100	6.500	59.150
				Place: 13T	16	16	13	13	15	14
15	1030	Joshua Havelind	Oregon Gymnastics	Diff: 0.000	3.700	0.000	2.800	4.200	2.600	
				Exec: 0.000	8.150	0.000	8.700	8.350	9.200	
				ND:						
				Final: 0.000	11.850	0.000	11.500	12.550	11.800	47.700
				Place: 16*	4	17	14	7	4	15
16	1023	Carson Waller	Metro Gymnastics	Diff: 3.100	0.000	2.400	2.200	2.400	0.000	
				Exec: 8.800	0.000	8.650	9.600	8.400	0.000	
				ND:						
				Final: 11.900	0.000	11.050	11.800	10.800	0.000	45.550
				Place: 12T	17	10	11	15	16*	16
17	1018	Jason Davis	Metro Gymnastics	Diff: 0.000	3.300	2.500	2.800	0.000	0.000	
				Exec: 0.000	6.050	7.650	8.600	0.000	0.000	
				ND:						
				Final: 0.000	9.350	10.150	11.400	0.000	0.000	30.900
				Place: 17*	15	14	16T	17	17*	17

2014 RCC - BOYS

Meet Results

Feb 28 - Mar 2, 2014







Page: 1

Printed: 3/1/2014 9:42 PM

Men / 10 / 17-18

Session: 8

Judge's Signatures







Rank	Num	Name	Gym							AA
1	1005	Fletcher	Braunton Black Hills	Diff: 5.300	5.800	5.500	4.400	5.000	4.400	
				Exec: 8.800	8.650	8.450	9.150	9.250	9.350	
				ND:						
				Final: 14.100	14.450	13.950	13.550	14.250	13.750	84.050
				Place: 1	1	1	2T	1	1	1
2	1019	Max DeFrees	Metro Gymnastics	Diff: 5.400	3.500	4.300	4.400	4.600	3.500	
				Exec: 8.300	8.850	8.300	9.000	9.200	9.000	
				ND:						
				Final: 13.700	12.350	12.600	13.400	13.800	12.500	78.350
				Place: 4	4T	3	3	2	3	2
3	1035	Ryan Wilson	USGA	Diff: 5.200	4.500	4.800	4.000	3.900	3.200	
				Exec: 8.700	8.150	7.150	9.550	9.200	8.300	
				ND:						
				Final: 13.900	12.650	11.950	13.550	13.100	11.500	76.650
				Place: 2	2	4	1T	6	7	3
4	1017	Patrick Casey	MAC Gymnastics	Diff: 4.400	4.400	4.800	3.600	3.900	4.500	
				Exec: 8.900	6.450	8.150	8.300	9.600	8.550	
				ND:						
				Final: 13.300	10.850	12.950	11.900	13.500	13.050	75.550
				Place: 6	8	2	9	3	2	4
5	1011	Garrett Dee	Danik	Diff: 5.200	4.000	3.600	4.900	4.600	4.200	
				Exec: 8.600	8.350	7.600	8.400	8.600	6.850	
				ND:						
				Final: 13.800	12.350	11.200	13.300	13.200	11.050	74.900
				Place: 3	5T	7	5	5	8	5
6	1024	Aaron Brooks	Mid Columbia	Diff: 4.300	4.000	3.700	3.600	4.200	2.400	
				Exec: 8.100	6.200	8.150	9.350	9.200	8.300	
				ND:						
				Final: 12.400	10.200	11.850	12.950	13.400	10.700	71.500
				Place: 10T	10	5	7	4	9	6
7	1021	Justin Hunt	Metro Gymnastics	Diff: 4.500	4.000	2.500	3.800	4.000	3.800	
				Exec: 8.300	6.800	7.500	9.550	7.700	7.950	
				ND:						
				Final: 12.800	10.800	10.000	13.350	11.700	11.750	70.400
				Place: 8	9	9	4	8	6T	7
8	1006	Alex Dimmer	Black Hills	Diff: 4.300	3.800	3.100	3.000	3.800	3.500	
				Exec: 8.600	5.450	8.250	8.800	8.700	8.600	
				ND:						
				Final: 12.900	9.250	11.350	11.800	12.500	12.100	69.900
				Place: 7	11	6	10	7	4	8
9	1034	Owen Burek	USGA	Diff: 3.100	4.300	3.100	2.800	3.100	1.800	
				Exec: 9.100	6.700	7.550	9.450	8.300	8.250	
				ND:						
				Final: 12.200	11.000	10.650	12.250	11.400	10.050	67.550
				Place: 12	7	8	8	10	10	9
10	1033	Nicolas Petersen	Top Flyte	Diff: 4.400	3.900	1.800	3.600	3.400	3.700	
				Exec: 8.000	7.500	5.050	9.450	8.150	8.050	
				ND:						
				Final: 12.400	11.400	6.850	13.050	11.550	11.750	67.000
				Place: 11T	6	11	6	9	5T	10

2014 RCC - BOYS

Meet Results

Feb 28 - Mar 2, 2014







Page: 2
 Printed: 3/1/2014 9:42 PM
 Men / 10 / 17-18
 Session: 8

Rank	Num	Name	Gym							AA
11	1027	Austin Rudy	Mt. Baker Gymnastics	Diff: 3.700	3.100	3.500	2.800	3.000	1.900	
				Exec: 8.700	6.050	6.250	8.850	7.700	8.000	
				ND:						
				Final: 12.400	9.150	9.750	11.650	10.700	9.900	63.550
				Place: 9T	12	10	11	11	11	11
12	1022	George Manac	Metro Gymnastics	Diff: 4.600	0.000	0.000	2.800	0.000	3.000	
				Exec: 8.850	0.000	0.000	7.900	0.000	5.600	
				ND:						
				Final: 13.450	0.000	0.000	10.700	0.000	8.600	32.750
				Place: 5	13	12*	12	12*	12	12
13	1016	Andre' Hufnagel	MAC Gymnastics	Diff: 0.000	4.800	0.000	0.000	0.000	0.000	
				Exec: 0.000	7.750	0.000	0.000	0.000	0.000	
				ND:						
				Final: 0.000	12.550	0.000	0.000	0.000	0.000	12.550
				Place: 13	3	13*	13	13*	13	13

2014 RCC - BOYS

Team Results







Feb 28 - Mar 2, 2014

Rank	Gym	Team	Score						
1	Black Hills	*	228.500	40.400 1	34.450 2	37.100 1	38.200 3	40.200 1	38.150 1
	1005 Fletcher Braunton			14.100	14.450	13.950	13.550	14.250	13.750
	1004 Farrell Baker			13.400	10.750	11.800	12.850	13.450	12.300
	1006 Alex Dimmer			12.900	9.250	11.350	11.800	12.500	12.100
2	MAC Gymnastics	*	222.550	39.600 3	36.150 1	35.800 2	36.500 4	38.050 3	36.450 2
	1015 Parker Chiapuzio			13.600		10.950	12.650	13.050	11.700
	1017 Patrick Casey			13.300	10.850	12.950	11.900	13.500	13.050
	1014 Zach Ochenschlager			12.700	12.750	11.900	11.950	11.500	11.700
	1016 Andre' Hufnagel				12.550				
3	Danik	*	215.200	36.200 4	32.700 3	33.350 5	39.400 1	38.500 2	35.050 3
	1011 Garrett Dee			13.800	12.350	11.200	13.300	13.200	11.050
	1012 Daniel Shanahan			12.100	10.800	10.900	13.400	13.000	12.100
	1010 Daniel Tu-Tygrs			10.300	9.550	11.250	12.700	12.300	11.900
4	Metro Gymnastics	*	213.950	39.950 2	32.500 4	33.800 4	38.550 2	36.300 5	32.850 4
	1019 Max DeFrees			13.700	12.350	12.600	13.400	13.800	12.500
	1022 George Manac			13.450					8.600
	1021 Justin Hunt			12.800	10.800		13.350	11.700	11.750
	1018 Jason Davis				9.350	10.150			
	1023 Carson Waller					11.050	11.800	10.800	
5	Cascade Elite	*	201.750	35.700 5	30.950 5	34.100 3	34.100 5	37.100 4	29.800 5
	1007 Quinn Damon			12.500	10.550	11.600	11.400	12.850	10.600
	1008 Daniel Gordon			12.200	9.700	11.400	11.050	13.050	10.500
	1009 Nick McCulloch			11.000	10.700	11.100	11.650	11.200	8.700
6	USGA	*	144.200	26.100 6	23.650 6	22.600 6	25.800 6	24.500 6	21.550 6
	1035 Ryan Wilson			13.900	12.650	11.950	13.550	13.100	11.500
	1034 Owen Burek			12.200	11.000	10.650	12.250	11.400	10.050
7	Mt. Baker Gymnastics	*	135.450	24.700 8	21.650 7	21.550 7	24.100 7	22.450 7	21.000 7
	1027 Austin Rudy			12.400	9.150	9.750	11.650	10.700	9.900
	1026 Trey Davis			12.300	12.500	11.800	12.450	11.750	11.100

2014 RCC - BOYS

Team Results

Feb 28 - Mar 2, 2014

Rank	Gym	Team	Score						
8	Basel Gymnastics	*	127.000	24.800 7	19.900 8	20.300 8	23.450 8	22.050 8	16.500 8
	1001	Zavier McDonald		12.900	11.250	10.900	11.850	10.950	10.000
	1002	David Molloy		11.900	8.650	9.400	11.600	11.100	6.500
9	Dynamic Gymnastics	*	73.900	13.100 9	12.300 9	11.800 10T	12.900 12	12.500 12	11.300 11
	1013	Will Bughi		13.100	12.300	11.800	12.900	12.500	11.300
10	Mid Columbia	*	71.500	12.400 12T	10.200 13	11.850 9	12.950 11	13.400 9	10.700 12
	1024	Aaron Brooks		12.400	10.200	11.850	12.950	13.400	10.700
11	Salem Gymnastics	*	70.000	13.000 10	9.700 14	11.800 11T	13.050 9T	12.650 10	9.800 13
	1031	Robert Scofield		13.000	9.700	11.800	13.050	12.650	9.800
12	Top Flyte	*	67.000	12.400 13T	11.400 11	6.850 13	13.050 10T	11.550 13	11.750 10
	1033	Nicolas Petersen		12.400	11.400	6.850	13.050	11.550	11.750
13	Summit Gymnastics	*	66.250	12.700 11	11.000 12	10.000 12	12.500 13	10.500 14	9.550 14
	1032	Antonio Lim		12.700	11.000	10.000	12.500	10.500	9.550
14	Oregon Gymnastics	*	47.700	0.000 14	11.850 10	0.000 14	11.500 14	12.550 11	11.800 9
	1030	Joshua Havelind			11.850		11.500	12.550	11.800