







2015 Rose City Challenge - Boys

Team Results







Feb 27 - Mar 1, 2015

Rank	Gym	Team	Score						
1	OMEGA	*	182.500	31.000 2	29.200 1	32.200 1	29.000 2	30.000 3	31.100 1
	4089	Jack Utah		10.500				9.900	
	4087	Fyodor Gaydyukov		10.300		10.700		10.000	10.100
	4082	Wyatt Allred		10.200	9.900	10.900	9.600	10.100	10.200
	4088	Itzhak Sanchez			9.700	10.600	9.900		10.800
	4083	Jacob Berdichevsky			9.600		9.500		
2	Eastside Gymnastics	*	179.500	30.400 3T	27.700 2	30.600 2T	29.300 1	30.500 2	31.000 2
	4037	Jonathan Koo		10.800	9.200	10.000	9.600	10.200	
	4039	Dane Padgett		9.900	9.300	10.400	9.700	10.400	10.500
	4040	Nico Sayed		9.700	9.200	10.200			10.100
	4036	Hunter Jakubek					10.000		
	4033	Anthony Braude						9.900	
	4038	Frederick Moeller							10.400
3	Mt. Baker Gymnastics	*	175.300	31.400 1	25.800 6	29.400 7	28.700 3T	29.400 5T	30.600 3
	4064	Mason Kaiser		10.900	9.100	9.800	9.500	9.900	10.200
	4063	Whittaker Gresham		10.700	9.200	9.900	9.900	9.800	10.300
	4300	Tucker Stelling		9.800	7.500	9.700	9.300	9.700	10.100
4	Oregon Gymnastics	*	174.600	30.400 4T	25.200 7	30.600 3T	28.100 7T	30.800 1	29.500 5
	4091	Nicholas Braun		11.000	8.300	10.400	9.300	10.800	10.700
	4099	Benjamin Xanthos		9.800		9.600	9.400	9.900	9.400
	4098	Adrian Vogs		9.600	8.200		9.400		
	4095	Eli Hoffman			8.700				
	4094	Timmy Heerwagen				10.600		10.100	9.400
5	Westside Gymnastics	*	172.600	29.700 7	26.200 3T	30.200 4	28.700 4T	28.800 7	29.000 7
	4130	Jaxson Spafford		10.400		10.000	9.900		9.500
	4129	Jesse Nallamilli		9.700	8.900	10.300	9.100	9.400	
	4133	Landen Valdez		9.600			9.700	9.800	
	4131	Caleb Stonecliffe			8.800	9.900		9.600	10.000
	4126	Tyler Gates			8.500				
	4132	Alden Tinkham							9.500

2015 Rose City Challenge - Boys

Team Results

Feb 27 - Mar 1, 2015

Rank	Gym	Team	Score						
6	National Academy	*	171.900	30.000	26.200	29.300	28.200	29.600	28.600
				5	4T	8	5T	4	8
	4072 Lyric McCann			10.300	8.900				
	4073 Fisher Noe			9.900	9.100	9.700	9.500	10.000	9.600
	4066 Austin Brandt			9.800			9.500		
	4071 Arlo Macrorie				8.200				
	4068 Zach Kline					9.800	9.200	9.800	9.500
	4074 Seth Noe					9.800			9.500
	4075 Bjorn Olofson							9.800	
7	Cascade Elite	*	169.900	28.400	26.200	30.000	27.500	28.200	29.600
				8	5T	5T	9	8	4
	4030 Matt Thayer			9.800	6.800	9.400	9.200	9.300	8.900
	4026 Bryce Hendricksen			9.600	9.300	9.600	8.900	9.400	10.500
	4028 Fletcher Lohrentz			9.000	10.100	11.000	9.400	9.500	10.200
8	USGA	*	167.200	27.700	24.100	30.000	28.200	29.400	27.800
				9	8	6T	6T	6T	9
	4120 Mal'akhi Hamel			10.100	8.500	9.800	9.300	10.100	9.300
	4119 Julian Eclarinal			9.200	7.800	9.700	9.700	9.500	9.200
	4122 Ethan Morgan			8.400					
	4117 Gavin Currie				7.800	10.500	9.200	9.800	
	4118 Josiah Downs								9.300
9	Riverside	*	166.900	29.900	23.500	28.400	28.100	27.600	29.400
				6	9	9	8T	9	6
	4107 Nolan Donovan			10.300	7.900	9.700	9.500	8.800	10.200
	4109 Reece Holycross			9.800		9.400			
	4110 Taylor Morehouse			9.800			9.300		
	4108 Tate Hattenhauer				8.000			9.500	
	4106 Sterling Coburn				7.600	9.300		9.300	9.200
	4105 Sawyer Baker						9.300		10.000

2015 Rose City Challenge - Boys

Page: 1
Printed: 2/27/2015 11:10:03 AM







Meet Results

Men / 4 / 6 yrs

Feb 27 - Mar 1, 2015

Session: 1

Judge's Signatures

Rank	Num	Name	Gym							AA
1	4087	Fyodor Gaydyukov	OMEGA	10.300 3	9.400 3	10.700 1	9.100 10T	10.000 4	10.100 3T	59.600 1
2	4088	Itzhak Sanchez	OMEGA	9.100 12	9.700 1	10.600 2T	9.900 1	9.300 13	10.800 1	59.400 2
3	4037	Jonathan Koo	Eastside Gymnastics	10.800 1	9.200 4T	10.000 6	9.600 2	10.200 1	9.400 7T	59.200 3
4	4083	Jacob Berdichevsky	OMEGA	9.800 5	9.600 2	10.100 5	9.500 3	9.700 10T	9.800 5	58.500 4
5	4089	Jack Utah	OMEGA	10.500 2	9.200 5T	9.500 9T	9.400 4T	9.900 5T	9.100 11T	57.600 5
6	4038	Frederick Moeller	Eastside Gymnastics	9.700 6T	8.800 6	9.500 10T	9.100 11T	9.700 11T	10.400 2	57.200 6
7	4120	Mal'akhi Hamel	USGA	10.100 4	8.500 7	9.800 7T	9.300 6	10.100 2T	9.300 9T	57.100 7
8	4068	Zach Kline	National Academy	9.400 10	7.900 11	9.800 8T	9.200 7T	9.800 7T	9.500 6	55.600 8
9	4094	Timmy Heerwagen	Oregon Gymnastics	9.000 13	7.000 16	10.600 3T	9.100 12T	10.100 3T	9.400 8T	55.200 9
10	4084	Chase Connell	OMEGA	9.600 8T	7.300 13	9.400 12	8.800 15	9.800 8T	10.100 4T	55.000 10
11	4035	Gregory Frank	Eastside Gymnastics	9.300 11	8.400 8T	9.500 11T	8.900 14	9.900 6T	8.800 14	54.800 11
12	4085	Lieam Eptaimeros	OMEGA	9.700 7T	8.400 9T	8.900 16	9.200 8T	9.500 12	8.900 13	54.600 12
13	4117	Gavin Currie	USGA	7.800 15T	7.800 12	10.500 4	9.200 9T	9.800 9T	8.700 15	53.800 13
14	4098	Adrian Vogs	Oregon Gymnastics	9.600 9T	8.200 10	8.400 17	9.400 5T	8.600 15	9.100 12T	53.300 14
15	4118	Josiah Downs	USGA	7.800 16T	7.100 14T	9.200 13	8.500 16T	8.500 16	9.300 10T	50.400 15
16	4121	Kruz Hancock	USGA	8.200 14	7.100 15T	9.000 14T	9.100 13T	8.300 17	8.600 16	50.300 16
17	4092	Willem DeRidder	Oregon Gymnastics	7.200 17	6.600 17	9.000 15T	8.500 17T	8.800 14	7.600 17	47.700 17

2015 Rose City Challenge - Boys

Meet Results

Men / 4 / 7-8 yrs

Feb 27 - Mar 1, 2015

Session: 1

Judge's Signatures

Rank	Num	Name	Gym							AA
1	4082	Wyatt Allred	OMEGA	10.200 5	9.900 1	10.900 1	9.600 5	10.100 3	10.200 4T	60.900 1
2	4091	Nicholas Braun	Oregon Gymnastics	11.000 1	8.300 10	10.400 2T	9.300 10T	10.800 1	10.700 1	60.500 2
3	4039	Dane Padgett	Eastside Gymnastics	9.900 6	9.300 2T	10.400 3T	9.700 2T	10.400 2	10.500 2T	60.200 3
4	4026	Bryce Hendricksen	Cascade Elite	9.600 11T	9.300 3T	9.600 10T	8.900 17T	9.400 9T	10.500 3T	57.300 4
5	4129	Jesse Nallamilli	Westside Gymnastics	9.700 10	8.900 4T	10.300 4	9.100 13T	9.400 10T	9.200 10T	56.600 5
6	4107	Nolan Donovan	Riverside	10.300 3T	7.900 12T	9.700 7T	9.500 6T	8.800 18	10.200 5T	56.400 6
7	4131	Caleb Stonecliffe	Westside Gymnastics	8.800 19	8.800 6	9.900 6	9.100 14T	9.600 6T	10.000 6T	56.200 7
8	4130	Jaxson Spafford	Westside Gymnastics	10.400 2	7.300 17	10.000 5	9.900 1	9.000 14T	9.500 8	56.100 8
9	4099	Benjamin Xanthos	Oregon Gymnastics	9.800 7T	7.900 13T	9.600 11T	9.400 8T	9.900 4	9.400 9	56.000 9
10	4133	Landen Valdez	Westside Gymnastics	9.600 12T	8.100 11	9.700 8T	9.700 3T	9.800 5	8.900 18T	55.800 10
11	4086	Zander Gardner	OMEGA	9.000 17T	8.600 8	9.500 13T	9.400 9T	9.600 7T	9.100 16	55.200 11
12	4119	Julian Eclarinal	USGA	9.200 15	7.800 14	9.700 9T	9.700 4T	9.500 8	9.200 11T	55.100 12
13T	4072	Lyric McCann	National Academy	10.300 4T	8.900 5T	9.500 14T	8.800 21	8.600 20T	8.900 19T	55.000 13T
14T	4095	Eli Hoffman	Oregon Gymnastics	9.500 13	8.700 7	9.600 12T	9.000 16	9.000 15T	9.200 12T	55.000 14T
15	4106	Sterling Coburn	Riverside	9.400 14	7.600 16	9.300 16T	8.900 18T	9.300 12T	9.200 13T	53.700 15
16	4030	Matt Thayer	Cascade Elite	9.800 8T	6.800 21	9.400 15	9.200 12	9.300 13T	8.900 20T	53.400 16
17	4066	Austin Brandt	National Academy	9.800 9T	6.600 24	9.300 17T	9.500 7T	8.700 19	9.200 14T	53.100 17
18	4067	Samuel Kline	National Academy	9.000 18T	7.700 15	8.500 22	8.900 19T	9.400 11T	8.900 21T	52.400 18
19	4126	Tyler Gates	Westside Gymnastics	8.200 20	8.500 9	9.200 18	7.700 24	9.000 16T	9.200 15T	51.800 19
20	4105	Sawyer Baker	Riverside	7.100 23	6.700 22T	9.100 19	9.300 11T	8.200 22	10.000 7T	50.400 20
21	4065	Vincent Lount	Mt. Baker Gymnastics	8.100 21	6.700 23T	8.700 20T	9.100 15T	9.000 17T	8.600 22	50.200 21
22	4134	Nathan Verret	Westside Gymnastics	9.100 16	7.000 19T	8.300 23	8.900 20T	7.500 24	9.000 17	49.800 22
23	4123	Grant Blakley	Westside Gymnastics	7.500 22	7.200 18	7.300 24	8.700 22	8.600 21T	7.700 23	47.000 23
24	4125	Dillon Fredericks	Westside Gymnastics	6.400 24	7.000 20T	8.700 21T	8.000 23	8.000 23	6.900 24	45.000 24

2015 Rose City Challenge - Boys

Meet Results







Feb 27 - Mar 1, 2015

Page: 1
Printed: 2/27/2015 11:10:14 AM

Men / 4 / 9-10 yrs

Session: 1

Judge's Signatures

Rank	Num	Name	Gym							AA
1	4063	Whittaker Gresham	Mt. Baker Gymnastics	10.700 2	9.200 2T	9.900 3	9.900 2	9.800 3T	10.300 1	59.800 1
2	4064	Mason Kaiser	Mt. Baker Gymnastics	10.900 1	9.100 4	9.800 4T	9.500 3T	9.900 1T	10.200 2T	59.400 2
3	4028	Fletcher Lohrentz	Cascade Elite	9.000 11	10.100 1	11.000 1	9.400 5	9.500 6T	10.200 3T	59.200 3
4	4040	Nico Sayed	Eastside Gymnastics	9.700 6T	9.200 3T	10.200 2	9.300 6T	9.200 8T	10.100 4T	57.700 4
5	4300	Tucker Stelling	Mt. Baker Gymnastics	9.800 3T	7.500 10	9.700 7	9.300 7T	9.700 5	10.100 5T	56.100 5
6	4033	Anthony Braude	Eastside Gymnastics	9.100 10	8.100 5	9.800 5T	9.500 4T	9.900 2T	9.200 8T	55.600 6
7	4074	Seth Noe	National Academy	9.700 7T	7.000 13T	9.800 6T	9.000 12	9.200 9T	9.500 7	54.200 7
8T	4036	Hunter Jakubek	Eastside Gymnastics	9.400 9	8.000 7*	9.100 10T	10.000 1	8.000 14	9.600 6	54.100 8T
9T	4108	Tate Hattenhauer	Riverside	9.500 8	8.000 6*	9.200 9	9.200 9	9.500 7T	8.700 13	54.100 9T
10	4109	Reece Holycross	Riverside	9.800 4T	7.300 12	9.400 8	8.800 14	8.700 10	9.000 10	53.000 10
11	4110	Taylor Morehouse	Riverside	9.800 5T	7.000 14T	8.900 13T	9.300 8T	8.600 11T	9.200 9T	52.800 11
12	4075	Bjorn Olofson	National Academy	8.500 13	8.000 8T	8.900 14T	9.100 10T	9.800 4T	8.100 14	52.400 12
13	4135	Aiden Yaklich	Westside Gymnastics	8.900 12	8.000 9T	9.100 11T	9.100 11T	8.400 13	8.800 11T	52.300 13
14	4122	Ethan Morgan	USGA	8.400 14	7.400 11	9.100 12T	8.900 13	8.600 12T	8.800 12T	51.200 14

2015 Rose City Challenge - Boys

Meet Results







Feb 27 - Mar 1, 2015

Page: 1
Printed: 2/27/2015 11:10:19 AM

Men / 4 / 11+ yrs

Session: 1

Judge's Signatures

Rank	Num	Name	Gym							AA
1	4073	Fisher Noe	National Academy	9.900 1	9.100 1	9.700 1	9.500 1	10.000 1	9.600 1	57.800 1
2	4132	Alden Tinkham	Westside Gymnastics	9.500 2	7.400 3	9.500 2	8.900 3	9.300 3	9.500 2	54.100 2
3	4071	Arlo Macrorie	National Academy	8.900 3	8.200 2	9.000 3	9.000 2	9.500 2	8.100 3	52.700 3