

2015 Rose City Challenge - Boys







Team Results

Feb 27 - Mar 1, 2015

Page: 1
Printed: 2/27/2015 2:41:16 PM

Men / 4 / All Ages

Session: 2

Rank	Gym	Team	Score						
1	Black Hills	*	187.650	29.900 3	30.100 1T	32.000 1	29.500 3T	31.600 1T	34.550 1
	4023	Jonah Soltz		10.400	10.300		9.800	10.600	11.450
	4015	Bodan Griffith		9.900					
	4016	Warner Johnson		9.600	9.800	10.600			
	4014	Clinton Grandberry			10.000		9.900	10.500	11.670
	4009	Kaden Crone				10.800			
	4018	Aaron Leu				10.600			
	4025	Ethan Vergara					9.800	10.500	11.430
2	Bainbridge Island	*	185.500	30.000 2	30.100 2T	30.500 4	30.000 1	31.600 2T	33.300 2
	4003	Dashiell Gann		10.500	10.600	10.400		10.800	11.400
	4006	Jayden Wood_Johnson		9.800		9.700	10.100		11.000
	4005	Mace Korytko		9.700	9.900	10.400	10.200	10.300	10.900
	4004	Jacob Hall			9.600		9.700	10.500	
3	Precision Elite	*	176.700	30.600 1	27.700 3	29.200 7	29.500 4T	29.100 7	30.600 5
	4102	Robert Huang		10.700	9.200	9.800	10.000	9.600	10.500
	4103	Preston Krebsbach		10.500	9.600	9.500	9.900	9.500	
	4101	Max Chait		9.400	8.900	9.900	9.600	10.000	10.100
	4100	Gabriel Benischek							10.000
4	Mid Columbia	*	174.800	28.800 4	27.400 4	30.000 5	29.500 5T	29.500 5T	29.600 7
	4057	Ethan Hotelling		10.100	10.800	10.700	10.200	10.600	11.000
	4059	Cooper Morris		9.400					
	4055	Alex Bunnell		9.300	8.400	9.600	9.900	9.800	9.200
	4062	Xavier Winters			8.200	9.700		9.100	
	4058	Tom Le					9.400		
	4060	Griffin Sall							9.400
5T	Metro Gymnastics	*	174.000	28.300 7	24.300 7	29.900 6	29.900 2	29.800 4	31.800 3
	4051	Keegan Krahnke		9.800	7.900	10.500		10.500	10.400
	4047	Austin Bernards		9.500			9.900		10.600
	4050	Zachary Klein		9.000	8.200		9.900		
	4053	Nicholas Prescott			8.200	9.700	10.100	9.600	10.800
	4048	Matthew Dollar				9.700		9.700	

2015 Rose City Challenge - Boys

Team Results







Feb 27 - Mar 1, 2015

Page: 2

Printed: 2/27/2015 2:41:16 PM

Men / 4 / All Ages

Session: 2

Rank	Gym	Team	Score						
6T	Naydenov	*	174.000	28.600	25.900	30.700	28.900	29.900	30.000
				5T	5	2	6	3	6
	4081	Rey Notarte		9.600	9.000	10.300	9.800	10.300	10.900
	4080	Garrett Grindle		9.600		10.100	9.500	9.700	9.700
	4078	Joe Donnelly		9.400	8.000	10.300		9.900	9.400
	4077	Andrew Dickson			8.900		9.600		
7	SGA (Ballard)	*	172.500	28.200	25.500	30.600	28.500	29.000	30.700
				8	6	3	7	8	4
	4113	Timothy Castle		10.200	8.300	10.400	9.300	10.100	9.600
	4111	Philippe Aillot		9.200	8.200	10.600	9.800		10.400
	4114	Lawson Goedhart		8.800	9.000		9.400		10.700
	4116	Lev Kochergin				9.600		9.600	
	4112	Logan Blondin						9.300	
8	Oregon Olympic	*	159.400	28.600	23.500	29.100	19.500	29.500	29.200
				6T	9	8	9	6T	8
	4096	Ali Rohan		9.900		10.100	1.100	9.900	9.300
	4090	Boden Coker		9.700	7.700	9.500	9.400	9.800	10.800
	4097	Sullivan Young		9.000	7.900	9.500	9.000		
	4093	Liebman Hastin			7.900			9.800	9.100
9	MAC Gymnastics	*	150.400	24.600	23.600	26.800	27.500	26.900	21.000
				9	8	9	8	9	9
	4045	Isaac Rheingold		8.300	7.700	9.500	9.100	9.400	7.100
	4044	Nathan Rath		8.300	8.100	9.000	9.100	8.900	7.500
	4046	Kinler Suresh Sehdev		8.000	7.800	8.300	9.300	8.600	
	4043	Booker Hedinger							6.400
10	Advantage	*	111.300	19.400	15.900	19.300	18.700	18.700	19.300
				10	10	10	10	10	10
	4001	Ontario Bahrey		10.000	8.500	9.900	9.800	10.100	10.500
	4002	Jack Therien		9.400	7.400	9.400	8.900	8.600	8.800
11	Dynamic Gymnastics	*	57.800	8.400	9.300	10.200	9.900	10.000	10.000
				12	11	11	11	11	11
	4032	Kaysic Lundquist		8.400	9.300	10.200	9.900	10.000	10.000
12	Gym Nest	*	45.800	8.500	7.500	8.000	8.600	8.000	5.200
				11	12	12	12	12	12
	4042	Charlie Towell		8.500	7.500	8.000	8.600	8.000	5.200

2015 Rose City Challenge - Boys

Meet Results







Feb 27 - Mar 1, 2015

Page: 1
Printed: 2/27/2015 2:40:43 PM

Men / 4 / 6 yrs

Session: 2

Judge's Signatures

Rank	Num	Name	Gym							AA
1	4081	Rey Notarte	Naydenov	9.600 2	9.000 3	10.300 3T	9.800 3	10.300 1	10.900 1	59.900 1
2	4009	Kaden Crone	Black Hills	9.400 4T	9.400 1	10.800 1	9.400 5T	10.000 3T	9.500 5	58.500 2
3	4032	Kaysic Lundquist	Dynamic Gymnastics	8.400 9	9.300 2	10.200 5	9.900 1T	10.000 4T	10.000 3	57.800 3
4	4018	Aaron Leu	Black Hills	9.300 7	7.800 7	10.600 2	9.600 4	10.100 2	9.400 6T	56.800 4
5	4078	Joe Donnelly	Naydenov	9.400 5T	8.000 5	10.300 4T	9.300 8T	9.900 5T	9.400 7T	56.300 5
6	4047	Austin Bernards	Metro Gymnastics	9.500 3	7.700 8T	9.400 9	9.900 2T	9.000 10T	10.600 2	56.100 6
7	4104	Keaten Miley	Precision Elite	9.100 8	7.900 6	9.000 12T	9.400 6T	9.200 9	9.800 4	54.400 7
8	4059	Cooper Morris	Mid Columbia	9.400 6T	8.100 4	9.100 11	9.300 9T	8.700 12	8.700 9	53.300 8
9	4045	Isaac Rheingold	MAC Gymnastics	8.300 10T	7.700 9T	9.500 7T	9.100 10	9.400 8	7.100 12	51.100 9
10	4021	Jaxon Schuldt	Black Hills	8.100 12	7.500 10	9.000 13T	8.200 13	9.900 6T	8.300 10	51.000 10
11	4058	Tom Le	Mid Columbia	8.300 11T	6.800 12	9.200 10	9.400 7T	7.900 14	7.800 11	49.400 11
12	4061	Tyler Wilson	Mid Columbia	7.700 13	6.300 14	9.500 8T	8.800 11T	9.000 11T	6.200 14	47.500 12
13	4096	Ali Rohan	Oregon Olympic	9.900 1	7.100 11	10.100 6	1.100 14	9.900 7T	9.300 8	47.400 13
14	4043	Booker Hedinger	MAC Gymnastics	7.000 14	6.400 13	8.200 14	8.800 12T	8.200 13	6.400 13	45.000 14

2015 Rose City Challenge - Boys

Meet Results





Feb 27 - Mar 1, 2015

Page: 1
Printed: 2/27/2015 2:40:49 PM

Men / 4 / 7-8 yrs

Session: 2

Judge's Signatures

Rank	Num	Name	Gym							AA
1	4003	Dashiell Gann	Bainbridge Island	10.500 2T	10.600 1	10.400 3T	9.600 12T	10.800 1	11.400 2	63.300 1
2	4023	Jonah Soltz	Black Hills	10.400 4	10.300 2	10.400 4T	9.800 6T	10.600 2	11.450 1	62.950 2
3	4102	Robert Huang	Precision Elite	10.700 1	9.200 4	9.800 12	10.000 2	9.600 14T	10.500 6T	59.800 3
4	4051	Keegan Krahnke	Metro Gymnastics	9.800 7	7.900 19T	10.500 2	9.800 7T	10.500 3	10.400 8T	58.900 4
5T	4001	Ontario Bahrey	Advantage	10.000 6	8.500 10	9.900 11	9.800 8T	10.100 4T	10.500 7T	58.800 5T
6T	4103	Preston Krebsbach	Precision Elite	10.500 3T	9.600 3	9.500 20T	9.900 3T	9.500 17T	9.800 13T	58.800 6T
7	4113	Timothy Castle	SGA (Ballard)	10.200 5	8.300 12T	10.400 5T	9.300 18T	10.100 5T	9.600 16T	57.900 7
8T	4010	Angelo Delgado	Black Hills	9.300 9T	8.600 9	10.400 6T	9.800 9T	9.700 10T	9.800 14T	57.600 8T
9T	4024	Dylan Stewart	Black Hills	8.900 17T	9.100 5	10.100 8T	9.300 19T	10.000 7	10.200 10	57.600 9T
10	4111	Philippe Aillot	SGA (Ballard)	9.200 11T	8.200 14T	10.600 1	9.800 10T	9.200 21	10.400 9T	57.400 10
11	4053	Nicholas Prescott	Metro Gymnastics	8.900 18T	8.200 15T	9.700 13T	10.100 1	9.600 15T	10.800 4	57.300 11
12	4020	Finn O'Donnell	Black Hills	9.200 12T	9.000 6T	10.100 9T	9.700 11	10.100 6T	9.100 20T	57.200 12
13	4114	Lawson Goedhart	SGA (Ballard)	8.800 19	9.000 7T	9.400 23T	9.400 16T	9.100 22	10.700 5	56.400 13
14T	4080	Garrett Grindle	Naydenov	9.600 8	7.600 24T	10.100 10T	9.500 14T	9.700 11T	9.700 15	56.200 14T
15T	4055	Alex Bunnell	Mid Columbia	9.300 10T	8.400 11	9.600 16T	9.900 4T	9.800 8T	9.200 18T	56.200 15T
16	4022	Devan Snow	Black Hills	9.000 14T	7.600 25T	10.400 7T	9.100 21T	8.100 28	11.250 3	55.450 16
17	4077	Andrew Dickson	Naydenov	8.500 21T	8.900 8	9.600 17T	9.600 13T	9.400 19	9.200 19T	55.200 17
18	4100	Gabriel Benischek	Precision Elite	9.000 15T	8.300 13T	9.200 25	8.900 24T	9.500 18T	10.000 11T	54.900 18
19	4048	Matthew Dollar	Metro Gymnastics	8.300 24T	7.000 29	9.700 14T	9.900 5T	9.700 12T	10.000 12T	54.600 19
20	4097	Sullivan Young	Oregon Olympic	9.000 16T	7.900 20T	9.500 21T	9.000 23	9.700 13T	9.000 22	54.100 20
21	4017	Landen Kahai	Black Hills	9.200 13T	8.100 17T	9.700 15T	9.500 15T	8.600 26	8.400 25	53.500 21
22	4112	Logan Blondin	SGA (Ballard)	8.600 20	7.500 27T	8.600 28	8.800 26T	9.300 20	9.600 17T	52.400 22
23T	4116	Lev Kochergin	SGA (Ballard)	7.900 28	7.700 23	9.600 18T	8.800 27T	9.600 16T	8.300 26T	51.900 23T
24T	4049	William Keeney	Metro Gymnastics	8.500 22T	6.900 30	9.400 24T	9.400 17T	8.900 23T	8.800 23T	51.900 24T

2015 Rose City Challenge - Boys

Meet Results







Feb 27 - Mar 1, 2015

Page: 2

Printed: 2/27/2015 2:40:50 PM

Men / 4 / 7-8 yrs

Session: 2

Rank	Num	Name	Gym							AA
25	4044	Nathan Rath	MAC Gymnastics	8.300 25T	8.100 18T	9.000 26	9.100 22T	8.900 24T	7.500 28	50.900 25
26	4056	Aidan Cloutier	Mid Columbia	7.600 29	8.200 16T	9.600 19T	9.300 20T	8.900 25T	7.200 29	50.800 26
27	4115	Riley Keener	SGA (Ballard)	8.000 26T	7.800 22	8.300 30	8.900 25T	8.400 27	8.800 24T	50.200 27
28	4042	Charlie Towell	Gym Nest	8.500 23T	7.500 28T	8.000 31	8.600 28	8.000 29	5.200 31	45.800 28
29	4052	Connor Madriago	Metro Gymnastics	7.400 30	7.600 26T	9.500 22T	7.000 30	7.500 31	6.400 30	45.400 29
30	4093	Liebman Hastin	Oregon Olympic	8.000 27T	7.900 21T	8.800 27	0.300 31	9.800 9T	9.100 21T	43.900 30
31	4079	Jacob Gonzales	Naydenov	6.600 31	5.500 31	8.500 29	7.200 29	7.600 30	8.300 27T	43.700 31

2015 Rose City Challenge - Boys

Meet Results







Feb 27 - Mar 1, 2015

Page: 1
Printed: 2/27/2015 2:40:55 PM

Men / 4 / 9-10 yrs

Session: 2

Judge's Signatures

Rank	Num	Name	Gym							AA
1	4057	Ethan Hotelling	Mid Columbia	10.100 1	10.800 1	10.700 1	10.200 1	10.600 1	11.000 3T	63.400 1
2	4014	Clinton Grandberry	Black Hills	9.200 10	10.000 2	10.400 3	9.900 3T	10.500 2T	11.670 1	61.670 2
3	4025	Ethan Vergara	Black Hills	9.500 7	9.400 5	10.100 5T	9.800 5T	10.500 3T	11.430 2	60.730 3
4	4004	Jacob Hall	Bainbridge Island	9.700 4T	9.600 3	9.500 10T	9.700 7T	10.500 4T	10.300 6	59.300 4
5	4006	Jayden Wood_Johnson	Bainbridge Island	9.800 3	9.500 4	9.700 8T	10.100 2	9.000 12	11.000 4T	59.100 5
6	4019	Nat Mailhiot	Black Hills	9.600 6	9.100 6	10.500 2	9.500 10	9.800 7T	9.400 7T	57.900 6
7	4015	Bodan Griffith	Black Hills	9.900 2	8.600 8	10.100 6T	9.600 9	10.300 5	8.700 13	57.200 7
8	4090	Boden Coker	Oregon Olympic	9.700 5T	7.700 12	9.500 11T	9.400 11	9.800 8T	10.800 5	56.900 8
9	4013	Arshawn Ghorbani	Black Hills	9.300 9	8.700 7	9.900 7	9.800 6T	10.100 6	8.200 14	56.000 9
10	4011	Navian Doyle	Black Hills	8.900 12	8.500 9T	9.700 9T	9.700 8T	9.600 9	9.400 8T	55.800 10
11	4012	Nic Ellinger	Black Hills	8.200 14	8.500 10T	10.200 4	9.100 12	9.500 10T	9.400 9T	54.900 11
12	4050	Zachary Klein	Metro Gymnastics	9.000 11	8.200 11	9.100 14	9.900 4T	9.500 11T	9.000 11	54.700 12
13	4002	Jack Therien	Advantage	9.400 8	7.400 13	9.400 13	8.900 14	8.600 14	8.800 12	52.500 13
14	4060	Griffin Sall	Mid Columbia	8.600 13	7.000 14	9.500 12T	9.000 13	8.900 13	9.400 10T	52.400 14

2015 Rose City Challenge - Boys

Meet Results







Feb 27 - Mar 1, 2015

Page: 1
Printed: 2/27/2015 3:05:10 PM

Men / 4 / 11+ yrs

Session: 2

Judge's Signatures

Rank	Num	Name	Gym							AA
1	4005	Mace Korytko	Bainbridge Island	9.700 1	9.900 1	10.400 2T	10.200 1	10.300 1T	10.900 1	61.400 1
2	4016	Warner Johnson	Black Hills	9.600 2	9.800 2	10.600 1	9.800 2	10.300 2T	10.000 3	60.100 2
3	4101	Max Chait	Precision Elite	9.400 3	8.900 4	9.900 4	9.600 3	10.000 4	10.100 2	57.900 3
4	4007	Joshua Braun	Black Hills	8.800 4	9.500 3	10.400 3T	9.200 5	10.100 3	8.600 5	56.600 4
5	4062	Xavier Winters	Mid Columbia	7.500 6	8.200 5	9.700 5	9.000 6	9.100 5	9.200 4	52.700 5
6	4046	Kinler Suresh Sehdev	MAC Gymnastics	8.000 5	7.800 6	8.300 6	9.300 4	8.600 6	5.300 6	47.300 6