

2015 Rose City Challenge - Boys

Team Results







Feb 27 - Mar 1, 2015

Page: 1

Printed: 2/28/2015 11:30 AM

Men / 5 / All Ages







Session: 5

Rank	Gym	Team	Score						
1	Oregon Gymnastics	*	191.100	33.500 1	32.300 3	33.300 1	28.700 5	30.700 2	32.600 1
	5105	Christopher Xanthos		11.600		11.400	9.400	11.200	11.000
	5096	Declan Abers		11.000	10.400				10.700
	5104	Kazuto Shiojima		10.900		10.800	9.700	9.900	
	5102	Constantine Nikitin			11.500				
	5147	Daniel Zahariev			10.400	11.100		9.600	10.900
	5097	Connor Cihula					9.600		
2	Black Hills	*	191.000	33.100 2	33.500 1	31.400 3	29.700 1	31.900 1	31.400 2
	5020	Eli Vitor		11.900	11.700	11.000	10.100	10.800	10.900
	5014	Zach Lerner		11.100		10.200	10.000	10.500	10.400
	5018	Jonathan Steinfeld		10.100	11.300	10.200	9.600		10.100
	5009	Jaxon Baumann			10.500				
	5012	Tirth Gohel						10.600	
3	OMEGA	*	185.600	32.100 4	33.400 2	31.000 4T	28.900 3T	29.500 3	30.700 3
	5093	Oskar Sanchez		11.300		10.300		10.400	10.400
	5087	Mason King		10.400	11.600	10.500		10.200	10.600
	5092	Cooper Rodriguez		10.400	10.500		9.600	8.900	
	5091	James Richardson			11.300				9.700
	5095	Wyatt Utah				10.200			
	5086	Alexander Fessl-Tuck					9.700		
	5094	Quincy Toney					9.600		
4	Bainbridge Island	*	180.600	32.900 3	30.600 5	30.600 6	28.900 4T	27.700 6	29.900 4
	5005	Aidan Cretarolo		11.600	10.000	10.500	9.700	9.800	11.300
	5008	Leo Uyekawa		11.200	11.300	10.800	9.900	9.500	9.700
	5006	Jack Ekstrand		10.100	9.300	9.300	9.300	8.400	8.900
5	USGA	*	180.300	31.900 6	30.200 6	31.900 2	28.200 7	28.600 4	29.500 5
	5127	Carson Higley		11.500	10.400	11.200	9.400	9.700	10.500
	5124	Benjamin Anton King		10.500		10.800	9.300	9.700	10.000
	5125	Adrian Facundo		9.900	10.000		9.500	9.200	
	5129	Reed Sims			9.800	9.900			9.000

2015 Rose City Challenge - Boys

Team Results

Feb 27 - Mar 1, 2015

Rank	Gym	Team	Score						
6	Cascade Elite	*	173.200	26.900 8	31.300 4	31.000 5T	28.600 6	28.500 5	26.900 7
	5024	Solomon Dowidar		10.200	10.300	10.000	9.700	10.000	9.200
	5022	Patrick Barrett		8.700	11.000	10.700	9.400		8.900
	5025	Jacob Elkins		8.000					
	5029	Matt Tang			10.000			9.600	
	5026	Judah Hirschman				10.300		8.900	
	5028	Jackson Mayor					9.500		8.800
7	Riverside	*	172.550	32.000 5	28.600 7	29.100 8	29.200 2	25.700 8	27.950 6
	5112	Layne Ellison-Brown		11.100			9.700		
	5116	Jaxon Pullen		10.600			9.800	8.400	
	5117	Steven Stanley		10.300	10.400	10.200	9.700	8.400	9.400
	5113	Nicholas Keilman			9.400	9.400			9.300
	5115	Harry Proctor			8.800	9.500		8.900	9.250
8	SGA (Ballard)	*	162.600	25.500 9	27.900 8	29.500 7	27.800 8T	27.600 7	24.300 8
	5122	Campbell Muth		9.400	10.200	9.800	9.200	9.100	8.000
	5121	Joshua Lutz		9.100	9.600	10.200	9.700	9.800	8.200
	5119	Peter Kearney		7.000		9.500	8.900		8.100
	5118	Finn Jacobsen			8.100				
	5120	Maxim Kiianitsa						8.700	
9	Athletic Edge	*	152.900	28.100 7	24.000 9	26.100 10	27.800 9T	24.300 10	22.600 9
	5002	Gabriel Gomez		10.000	9.000	9.000	9.400	9.000	7.000
	5004	Javian McCrea		9.700	9.400	9.300	9.100	8.300	8.500
	5003	Lukas Hines_Hallford		8.400	5.600	7.800	9.300	7.000	7.100
10	MAC Gymnastics	*	144.400	23.100 10	22.000 10	27.400 9	27.600 10	24.500 9	19.800 10
	5066	Phillip Perry		8.300	9.000	9.900	9.500	8.300	5.800
	5061	Matthew Douglass		7.700	6.900	9.300		8.200	8.400
	5063	Julian Hampton		7.100		8.200	9.000	8.000	
	5065	Benjamin Olshin			6.100		9.100		5.600
11	Mt. Baker Gymnastics	*	54.800	9.700 11	9.100 11	8.800 11	9.600 11	8.800 11	8.800 11
	5076	Wyatt Brickey		9.700	9.100	8.800	9.600	8.800	8.800

2015 Rose City Challenge - Boys

Meet Results







Feb 27 - Mar 1, 2015

Page: 1
Printed: 2/28/2015 11:30 AM

Men / 5 / 7

Session: 5

Judge's Signatures

Rank	Num	Name	Gym							AA
1	5012	Tirth Gohel	Black Hills	9.700 1	9.400 4T	10.200 1T	9.400 4	10.600 1	9.300 2T	58.600 1
2	5095	Wyatt Utah	OMEGA	9.500 2	10.400 1	10.200 2T	9.300 5	8.900 2	9.300 3T	57.600 2
3	5086	Alexander Fessl-Tuck	OMEGA	8.400 5	9.500 3	9.200 6	9.700 1	8.800 3T	9.700 1	55.300 3
4	5090	Leo Rachmady	OMEGA	9.300 3	9.400 5T	9.400 4	9.500 2T	8.800 4T	8.750 6	55.150 4
5	5129	Reed Sims	USGA	9.000 4	9.800 2	9.900 3	7.600 8	8.400 6	9.000 4	53.700 5
6	5028	Jackson Mayor	Cascade Elite	7.300 7	9.100 6	9.300 5	9.500 3T	8.600 5	8.800 5	52.600 6
7	5017	Stephen Owsinski	Black Hills	7.700 6	6.400 8	8.900 7	8.700 6	7.700 8	7.300 7	46.700 7
8	5126	Kainoa Harwood	USGA	6.500 8	8.300 7	8.500 8	7.900 7	7.900 7	5.500 8	44.600 8

2015 Rose City Challenge - Boys

Meet Results







Feb 27 - Mar 1, 2015

Page: 1
Printed: 2/28/2015 11:30 AM

Men / 5 / 8

Session: 5

Judge's Signatures

Rank	Num	Name	Gym							AA
1	5020	Eli Vitor	Black Hills	11.900 1	11.700 1	11.000 2	10.100 1	10.800 1	10.900 1	66.400 1
2	5127	Carson Higley	USGA	11.500 2	10.400 3	11.200 1	9.400 3	9.700 3	10.500 2	62.700 2
3	5093	Oskar Sanchez	OMEGA	11.300 3	9.600 4T	10.300 3T	9.200 5	10.400 2	10.400 3	61.200 3
4	5092	Cooper Rodriguez	OMEGA	10.400 4	10.500 2	10.100 5	9.600 2	8.900 4T	8.500 4T	58.000 4
5	5026	Judah Hirschman	Cascade Elite	7.500 7T	9.600 5T	10.300 4T	7.700 9	8.900 5T	8.500 5T	52.500 5
6	5023	Benjamin Berger	Cascade Elite	7.500 8T	7.600 6	8.300 7	9.000 6T	7.600 7	6.500 8	46.500 6
7	5003	Lukas Hines_Halford	Athletic Edge	8.400 5	5.600 7T	7.800 8	9.300 4	7.000 9	7.100 6	45.200 7
8	5013	Noah Knight	Black Hills	7.700 6	4.000 9	9.000 6	9.000 7T	8.000 6	6.700 7	44.400 8
9	5064	Reif Larsen	MAC Gymnastics	6.600 9	5.600 8T	7.300 9	9.000 8T	7.100 8	4.600 9	40.200 9

2015 Rose City Challenge - Boys

Meet Results







Feb 27 - Mar 1, 2015

Page: 1
Printed: 2/28/2015 11:30 AM

Men / 5 / 9

Session: 5

Judge's Signatures

Rank	Num	Name	Gym							AA
1	5105	Christopher Xanthos	Oregon Gymnastics	11.600 1	10.000 9T	11.400 1	9.400 6T	11.200 1	11.000 1	64.600 1
2	5087	Mason King	OMEGA	10.400 5	11.600 1	10.500 4	9.200 14T	10.200 2	10.600 3	62.500 2
3	5096	Declan Abers	Oregon Gymnastics	11.000 3	10.400 7	10.300 5	9.400 7T	9.500 6T	10.700 2	61.300 3
4	5018	Jonathan Steinfeld	Black Hills	10.100 6	11.300 3T	10.200 6T	9.600 3T	9.100 9T	10.100 4	60.400 4
5	5124	Benjamin Anton King	USGA	10.500 4	9.300 14	10.800 2	9.300 10T	9.700 4	10.000 5	59.600 5
6	5091	James Richardson	OMEGA	9.700 8	11.300 4T	9.400 11	9.300 11T	8.700 15T	9.700 7	58.100 6
7	5022	Patrick Barrett	Cascade Elite	8.700 13	11.000 5	10.700 3	9.400 8T	8.800 12T	8.900 11	57.500 7
8	5009	Jaxon Baumann	Black Hills	9.500 10	10.500 6	8.600 17T	9.300 12T	9.500 7T	9.900 6	57.300 8
9	5102	Constantine Nikitin	Oregon Gymnastics	8.600 14	11.500 2	10.000 8	9.300 13T	8.400 17	9.300 9	57.100 9
10	5125	Adrian Facundo	USGA	9.900 7	10.000 10T	9.600 10	9.500 5	9.200 8	8.600 12T	56.800 10
11	5121	Joshua Lutz	SGA (Ballard)	9.100 12	9.600 13	10.200 7T	9.700 1T	9.800 3	8.200 15	56.600 11
12	5094	Quincy Toney	OMEGA	9.600 9	10.000 11T	9.000 13T	9.600 4T	8.900 11	9.400 8	56.500 12
13	5122	Campbell Muth	SGA (Ballard)	9.400 11	10.200 8	9.800 9	9.200 15T	9.100 10T	8.000 16T	55.700 13
14	5112	Layne Ellison-Brown	Riverside	11.100 2	8.300 16	8.400 19T	9.700 2T	8.000 19T	7.900 18	53.400 14
15	5103	Jason Putnam	Oregon Gymnastics	8.100 16	8.700 15	9.200 12	9.100 16	8.800 13T	9.250 10	53.150 15
16	5098	Gabrel Hartvigsen	Oregon Gymnastics	8.200 15	8.000 18	8.600 18T	9.000 17T	8.800 14T	8.600 13T	51.200 16
17	5029	Matt Tang	Cascade Elite	6.400 20	10.000 12T	8.300 21	8.200 21T	9.600 5	6.500 20	49.000 17
18	5021	Liam Wall	Black Hills	6.500 19	7.800 19	9.000 14T	8.900 19	7.600 22	8.400 14	48.200 18
19	5025	Jacob Elkins	Cascade Elite	8.000 17	7.300 20	8.400 20T	9.400 9T	8.200 18	6.700 19	48.000 19
20	5118	Finn Jacobsen	SGA (Ballard)	5.600 22	8.100 17	8.700 15T	8.800 20	7.700 21	6.300 21	45.200 20
21	5120	Maxim Kiianitsa	SGA (Ballard)	2.500 23	6.600 21	8.700 16T	7.800 23	8.700 16T	8.000 17T	42.300 21
22	5063	Julian Hampton	MAC Gymnastics	7.100 18	5.100 22	8.200 22	9.000 18T	8.000 20T	4.600 23	42.000 22
23	5016	Brady McNutt	Black Hills	6.000 21	4.700 23	7.900 23	8.200 22T	7.300 23	4.700 22	38.800 23

2015 Rose City Challenge - Boys

Meet Results







Feb 27 - Mar 1, 2015

Page: 1
Printed: 2/28/2015 11:30 AM

Men / 5 / 10

Session: 5

Judge's Signatures

Rank	Num	Name	Gym							AA
1	5008	Leo Uyekawa	Bainbridge Island	11.200 1	11.300 1	10.800 1T	9.900 1	9.500 2	9.700 1	62.400 1
2	5104	Kazuto Shiojima	Oregon Gymnastics	10.900 2	9.000 3	10.800 2T	9.700 3	9.900 1	9.100 3	59.400 2
3	5006	Jack Ekstrand	Bainbridge Island	10.100 4	9.300 2	9.300 5	9.300 6	8.400 6T	8.900 4	55.300 3
4	5115	Harry Proctor	Riverside	8.800 8T	8.800 4	9.500 3	9.600 4	8.900 4	9.250 2	54.850 4
5	5116	Jaxon Pullen	Riverside	10.600 3	8.300 6	8.600 7T	9.800 2	8.400 7T	8.600 5	54.300 5
6	5010	Jacob Elder	Black Hills	9.000 6T	8.700 5	9.400 4	9.500 5	9.200 3	7.800 7	53.600 6
7	5015	Alec McNutt	Black Hills	9.200 5	7.500 9	8.900 6	9.100 7	8.500 5	8.000 6	51.200 7
8	5089	Grant O'Connor	OMEGA	9.000 7T	8.200 7	8.600 8T	8.800 8T	7.500 9	7.000 9	49.100 8
9	5114	Kayden McCavic	Riverside	8.800 9T	7.600 8	7.900 9	8.800 9T	8.300 8	7.600 8	49.000 9

2015 Rose City Challenge - Boys

Meet Results







Feb 27 - Mar 1, 2015

Page: 1
Printed: 2/28/2015 11:31 AM

Men / 5 / 11+

Session: 5

Judge's Signatures

Rank	Num	Name	Gym							AA
1	5005	Aidan Cretarolo	Bainbridge Island	11.600 1	10.000 5	10.500 2	9.700 2T	9.800 3	11.300 1	62.900 1
2	5014	Zach Lerner	Black Hills	11.100 2	10.200 4	10.200 3T	10.000 1	10.500 1	10.400 3	62.400 2
3	5147	Daniel Zahariev	Oregon Gymnastics	8.800 10	10.400 1T	11.100 1	9.200 9T	9.600 4	10.900 2	60.000 3
4	5024	Solomon Dowidar	Cascade Elite	10.200 4	10.300 3	10.000 5	9.700 3T	10.000 2	9.200 6	59.400 4
5	5117	Steven Stanley	Riverside	10.300 3	10.400 2T	10.200 4T	9.700 4T	8.400 8	9.400 4	58.400 5
6	5113	Nicholas Keilman	Riverside	9.900 6	9.400 7T	9.400 8	9.200 10T	7.900 12	9.300 5	55.100 6
7T	5076	Wyatt Brickey	Mt. Baker Gymnastics	9.700 7T	9.100 9	8.800 13	9.600 6*	8.800 7	8.800 8*	54.800 7T
8T	5097	Connor Cihula	Oregon Gymnastics	9.100 9	9.500 6	8.900 12	9.600 5*	8.900 6	8.800 7*	54.800 8T
9	5004	Javian McCrea	Athletic Edge	9.700 8T	9.400 8T	9.300 9T	9.100 11T	8.300 9T	8.500 9	54.300 9
10	5002	Gabriel Gomez	Athletic Edge	10.000 5	9.000 10T	9.000 11	9.400 8	9.000 5	7.000 12	53.400 10
11	5066	Phillip Perry	MAC Gymnastics	8.300 11	9.000 11T	9.900 6	9.500 7	8.300 10T	5.800 13	50.800 11
12	5061	Matthew Douglass	MAC Gymnastics	7.700 12	6.900 12	9.300 10T	8.500 14	8.200 11	8.400 10	49.000 12
13	5119	Peter Kearney	SGA (Ballard)	7.000 13	6.000 14	9.500 7	8.900 13	7.400 14	8.100 11	46.900 13
14	5065	Benjamin Olshin	MAC Gymnastics	6.100 14	6.100 13	7.500 14	9.100 12T	7.700 13	5.600 14	42.100 14