







2015 Rose City Challenge - Boys

Team Results

Feb 27 - Mar 1, 2015

Page: 1
 Printed: 2/28/2015 3:07 PM
 Men / 5 / All Ages
 Session: 6







Rank	Gym	Team	Score						
1	Dynamic Gymnastics	*	187.900	30.700 2	29.500 3	33.800 1	29.600 1	31.000 1	33.300 1
	5036	Ethan Peterson		10.400	9.700		10.000	10.500	11.200
	5035	Jaeland Leman		10.400	10.000	11.100	9.900	10.200	11.100
	5037	Aron Reid		9.900	9.800	11.200			
	5032	Ty Friedman				11.500		10.300	11.000
	5034	Thomas Kay					9.700		
2	Westside Gymnastics	*	183.300	32.200 1	28.900 4T	31.900 2	29.000 2	29.400 2	31.900 2
	5140	Gustavin Suess		11.200	9.400	10.800	9.400	9.900	11.100
	5139	Garrett Speer		10.800				9.500	11.000
	5132	Aden Corman		10.200	9.500		10.000		
	5133	Cameron Elson			10.000	10.600	9.600	10.000	9.800
	5131	Conrad Aradine				10.500			
3	Eastside Gymnastics	*	174.900	28.700 5	30.500 2	30.600 4	28.900 3	28.000 4	28.200 5
	5039	Eli Deehr		10.500		10.300	9.900	9.500	9.900
	5043	Val Koklic		9.300	10.300	9.900		9.400	8.500
	5041	Oleg Ianchenko		8.900	10.700	10.400	9.600	9.100	9.800
	5040	Jaston Gray			9.500		9.400		
4	Gem State Gymnastics	*	173.900	27.800 6	28.100 6	31.600 3	28.800 4	28.700 3	28.900 4
	5055	Seth Nelson		9.700	9.700	11.100	9.600	9.200	10.400
	5052	Mathew Kim		9.400				9.300	
	5049	Reece Deidrick		8.700		10.400			9.200
	5051	Jordan Hennessy			9.300				
	5053	Dominic Martinez			9.100		9.500		
	5054	Evan Mixson				10.100	9.700	10.200	9.300
5	National Academy	*	171.000	30.200 3	28.900 5T	29.600 6	28.300 5	27.700 5	26.300 7
	5080	Akea Pavel		10.900	11.000	11.200	9.400	10.400	9.600
	5082	Aaron Yarbrough		9.900	9.300	9.700		9.100	9.000
	5077	Weston Bosworth		9.400	8.600	8.700	9.300	8.200	
	5079	Kaleb Gillock					9.600		
	5081	Cody Pinkham							7.700

2015 Rose City Challenge - Boys

Team Results

Feb 27 - Mar 1, 2015

Page: 2
 Printed: 2/28/2015 3:07 PM
 Men / 5 / All Ages
 Session: 6

Rank	Gym	Team	Score						
6	Precision Elite	*	168.700	29.200 4	26.100 8	29.000 8	28.000 6	27.200 6	29.200 3
	5109	Grant Morgan		10.200	9.000	9.800		9.300	9.200
	5111	Andrew Whalen		9.500	8.600	10.000	9.400	9.400	9.700
	5107	Quentin Brown		9.500	8.500	9.200	9.300	8.500	10.300
	5234	Max Spiess					9.300		
7	Mid Columbia	*	166.300	26.100 9	30.600 1	29.900 5	27.500 8	26.600 7	25.600 8T
	5070	Michael Kima		9.500		9.500	9.200	8.800	8.500
	5072	Joseph Pearson		8.500	11.000	9.800	9.300		8.000
	5071	Mathew Logston		8.100	10.200	10.600	9.000	9.000	9.100
	5068	Connor Hughes			9.400			8.800	
8	Northpointe Gymnasti	*	158.200	26.900 7	24.400 9	27.900 9	27.000 10	26.400 8	25.600 9T
	5085	Adrian Rodriguez		10.000	8.100	10.400	8.800	8.900	9.000
	5084	Ezekiel Fisher		9.200	8.200	8.200	9.100	8.400	7.400
	5083	Jeffrey Biven		7.700	8.100	9.300	9.100	9.100	9.200
9	Oregon Olympic	*	156.800	24.900 10	24.300 10	29.100 7	27.600 7	24.300 10	26.600 6
	5101	Mathew Borne		9.200	6.700	9.400	8.800	8.600	7.600
	5100	Marcos Ngo		8.200	9.100	9.500	9.300	8.200	9.300
	5099	Jordan Kennedy		7.500	8.500	10.200	9.500	7.500	9.700
10	Gym Nest	*	154.400	26.700 8	27.000 7	27.200 10	27.100 9	24.800 9	21.600 10
	5059	Cole Stokes		9.900	9.900	9.700	8.900	8.900	7.200
	5060	Patrick Wood		9.400	8.600	8.200	9.000	7.800	5.400
	5058	David Nowell		7.400	8.500	9.300	9.200	8.100	9.000
11	Danik	*	58.000	9.400 11	10.400 11	10.800 11	9.000 12	8.600 11	9.800 11
	5031	Nathan Howard		9.400	10.400	10.800	9.000	8.600	9.800
12	Advantage	*	53.100	9.000 12	9.300 12	9.400 12	9.200 11	7.900 12	8.300 12
	5001	Brennan Voss		9.000	9.300	9.400	9.200	7.900	8.300

2015 Rose City Challenge - Boys

Meet Results







Feb 27 - Mar 1, 2015

Page: 1
Printed: 2/28/2015 3:07 PM

Men / 5 / 7

Session: 6

Judge's Signatures

Rank	Num	Name	Gym							AA
1	5035	Jeland Leman	Dynamic Gymnastics	10.400 1	10.000 1	11.100 1	9.900 1	10.200 1	11.100 1	62.700 1
2	5082	Aaron Yarbrough	National Academy	9.900 2	9.300 2	9.700 2	7.800 4	9.100 2	9.000 2	54.800 2
3	5070	Michael Kima	Mid Columbia	9.500 3	9.200 3	9.500 3	9.200 2	8.800 3	8.500 3	54.700 3
4	5069	Cliff Kima	Mid Columbia	7.500 4	5.800 4	8.800 4	8.500 3	8.300 4	6.800 4	45.700 4

2015 Rose City Challenge - Boys

Meet Results







Feb 27 - Mar 1, 2015

Page: 1
Printed: 2/28/2015 3:07 PM

Men / 5 / 8

Session: 6

Judge's Signatures

Rank	Num	Name	Gym							AA
1	5036	Ethan Peterson	Dynamic Gymnastics	10.400 2	9.700 3	11.000 1	10.000 1	10.500 1	11.200 1	62.800 1
2	5039	Eli Deehr	Eastside Gymnastics	10.500 1	9.200 4	10.300 3	9.900 2	9.500 3	9.900 3	59.300 2
3T	5043	Val Koklic	Eastside Gymnastics	9.300 5	10.300 1	9.900 5	8.700 12	9.400 4	8.500 7T	56.100 3T
4T	5054	Evan Mixson	Gem State Gymnastics	8.400 8	8.400 8	10.100 4	9.700 3	10.200 2	9.300 4	56.100 4T
5	5071	Mathew Logston	Mid Columbia	8.100 9	10.200 2	10.600 2	9.000 9	9.000 6	9.100 5T	56.000 5
6	5107	Quentin Brown	Precision Elite	9.500 3	8.500 7	9.200 9	9.300 4T	8.500 8	10.300 2	55.300 6
7	5052	Mathew Kim	Gem State Gymnastics	9.400 4	7.700 9	9.500 6	8.800 10T	9.300 5	7.600 10T	52.300 7
8	5101	Mathew Borne	Oregon Olympic	9.200 6	6.700 10T	9.400 7	8.800 11T	8.600 7	7.600 11T	50.300 8
9	5106	Nicholas Adams	Precision Elite	8.700 7	6.600 13T	8.200 12T	9.100 7T	8.200 9T	9.100 6T	49.900 9
10	5047	Austin Byerly	Gem State Gymnastics	7.700 11	9.100 5	8.400 11	9.300 5T	8.100 11T	7.100 13T	49.700 10
11	5045	Charles Rogan	Eastside Gymnastics	7.800 10	8.900 6	8.500 10	8.400 13	7.100 14	8.500 8T	49.200 11
12	5081	Cody Pinkham	National Academy	7.600 12	6.700 11T	8.200 13T	9.100 8T	8.100 12T	7.700 9	47.400 12
13	5048	Joshua Ciccarello	Gem State Gymnastics	7.000 13	6.700 12T	7.800 14	9.200 6	8.200 10T	7.300 12	46.200 13
14	5074	Riley Wilson	Mid Columbia	6.900 14	6.600 14T	9.300 8	7.800 14	7.200 13	7.100 14T	44.900 14

2015 Rose City Challenge - Boys

Meet Results







Feb 27 - Mar 1, 2015

Page: 1
Printed: 2/28/2015 3:07 PM

Men / 5 / 9

Session: 6

Judge's Signatures

Rank	Num	Name	Gym							AA
1	5133	Cameron Elson	Westside Gymnastics	10.100 2	10.000 2	10.600 3	9.600 2T	10.000 1	9.800 3T	60.100 1
2	5055	Seth Nelson	Gem State Gymnastics	9.700 4	9.700 3	11.100 1	9.600 3T	9.200 3T	10.400 2	59.700 2
3	5139	Garrett Speer	Westside Gymnastics	10.800 1	9.400 5T	9.500 5T	9.200 7T	9.500 2	11.000 1	59.400 3
4	5031	Nathan Howard	Danik	9.400 5	10.400 1	10.800 2	9.000 11T	8.600 8	9.800 4T	58.000 4
5	5049	Reece Deidrick	Gem State Gymnastics	8.700 9T	8.500 10	10.400 4	9.000 12T	8.900 5	9.200 6	54.700 5
6	5100	Marcos Ngo	Oregon Olympic	8.200 12	9.100 8T	9.500 6T	9.300 6	8.200 11T	9.300 5	53.600 6
7T	5040	Jaston Gray	Eastside Gymnastics	8.900 8	9.500 4	9.400 8*	9.400 5	8.300 10	7.600 11	53.100 7T
8T	5001	Brennan Voss	Advantage	9.000 7	9.300 7	9.400 9*	9.200 8T	7.900 13	8.300 8	53.100 8T
9	5137	Roey Kramer	Westside Gymnastics	9.900 3	7.600 12	9.500 7T	8.500 14	9.200 4T	8.100 9	52.800 9
10	5053	Dominic Martinez	Gem State Gymnastics	8.400 11	9.100 9T	9.100 10	9.500 4	8.800 6T	7.800 10	52.700 10
11	5068	Connor Hughes	Mid Columbia	7.800 13T	9.400 6T	9.000 11	8.900 13	8.800 7T	7.500 12	51.400 11
12	5034	Thomas Kay	Dynamic Gymnastics	8.700 10T	7.500 13	8.900 12	9.700 1	7.600 14	8.400 7	50.800 12
13	5084	Ezekiel Fisher	Northpointe Gymnasti	9.200 6	8.200 11	8.200 14	9.100 10	8.400 9	7.400 13	50.500 13
14	5044	Ty Mitton	Eastside Gymnastics	7.800 14T	7.400 14	8.400 13	9.200 9T	8.200 12T	7.200 14	48.200 14

2015 Rose City Challenge - Boys

Meet Results







Feb 27 - Mar 1, 2015

Page: 1
Printed: 2/28/2015 3:07 PM

Men / 5 / 10

Session: 6

Judge's Signatures

Rank	Num	Name	Gym							AA
1	5140	Gustavin Suess	Westside Gymnastics	11.200 1	9.400 5	10.800 2	9.400 4T	9.900 1	11.100 1	61.800 1
2	5037	Aron Reid	Dynamic Gymnastics	9.900 4T	9.800 3	11.200 1	9.500 2T	8.200 11	10.200 2	58.800 2
3	5131	Conrad Aradine	Westside Gymnastics	9.700 6	9.100 6T	10.500 3	9.400 5T	8.400 10	9.000 5	56.100 3
4	5132	Aden Corman	Westside Gymnastics	10.200 2T	9.500 4	9.700 7T	10.000 1	9.000 3	7.200 11T	55.600 4
5	5072	Joseph Pearson	Mid Columbia	8.500 8	11.000 1	9.800 5T	9.300 7	8.600 7T	8.000 8T	55.200 5
6	5059	Cole Stokes	Gym Nest	9.900 5T	9.900 2	9.700 8T	8.900 11T	8.900 4T	7.200 12T	54.500 6
7	5141	Kohl Weichbrodt	Westside Gymnastics	10.200 3T	8.300 9	9.000 13	9.200 8	8.500 9	8.600 6	53.800 7
8	5099	Jordan Kennedy	Oregon Olympic	7.500 11	8.500 8	10.200 4	9.500 3T	7.500 13	9.700 3	52.900 8
9	5135	Alex Gold	Westside Gymnastics	8.800 7	9.100 7T	9.500 9	9.400 6T	8.600 8T	7.300 10	52.700 9
10	5083	Jeffrey Biven	Northpointe Gymnasti	7.700 10	8.100 10	9.300 11	9.100 9	9.100 2	9.200 4	52.500 10
11	5056	Gabe Trebbi	Gem State Gymnastics	7.400 12	7.600 12	9.800 6T	8.900 12T	8.900 5T	8.000 9T	50.600 11
12	5046	Braydon Schwendtke	Eastside Gymnastics	7.000 13	7.900 11	9.200 12	8.600 13	8.800 6	8.300 7	49.800 12
13	5134	Zach Fredericks	Westside Gymnastics	8.200 9	7.100 13	9.400 10	9.000 10	7.700 12	5.600 13	47.000 13

2015 Rose City Challenge - Boys

Meet Results







Feb 27 - Mar 1, 2015

Page: 1
Printed: 2/28/2015 3:07 PM

Men / 5 / 11+

Session: 6

Judge's Signatures

Rank	Num	Name	Gym							AA
1	5080	Akea Pavel	National Academy	10.900 1	11.000 1	11.200 2	9.400 3T	10.400 1	9.600 4	62.500 1
2	5032	Ty Friedman	Dynamic Gymnastics	9.500 5T	8.900 5	11.500 1	9.200 9T	10.300 2	11.000 1	60.400 2
3	5041	Oleg Ianchenko	Eastside Gymnastics	8.900 11	10.700 2	10.400 3T	9.600 1T	9.100 6	9.800 2	58.500 3
4	5109	Grant Morgan	Precision Elite	10.200 2	9.000 4	9.800 7	9.200 10T	9.300 4	9.200 6	56.700 4
5	5111	Andrew Whalen	Precision Elite	9.500 6T	8.600 7T	10.000 6	9.400 4T	9.400 3	9.700 3	56.600 5
6	5085	Adrian Rodriguez	Northpointe Gymnasti	10.000 3	8.100 12T	10.400 4T	8.800 16T	8.900 8	9.000 7T	55.200 6
7	5033	Trevann Ignacio	Dynamic Gymnastics	9.400 7T	8.500 10T	8.900 14	9.100 13	9.200 5	9.400 5	54.500 7
8	5051	Jordan Hennessy	Gem State Gymnastics	8.300 13	9.300 3	10.100 5	9.300 5T	9.000 7	8.400 10	54.400 8
9	5136	Michael Hebda	Westside Gymnastics	9.900 4	8.700 6	9.500 8	9.300 6T	8.600 10	8.000 13	54.000 9
10T	5077	Weston Bosworth	National Academy	9.400 8T	8.600 8T	8.700 15	9.300 7T	8.200 11	7.300 15	51.500 10T
11T	5058	David Nowell	Gym Nest	7.400 15T	8.500 11T	9.300 10	9.200 11T	8.100 12	9.000 8T	51.500 11T
12	5110	Luke Olson	Precision Elite	8.800 12	8.100 13T	9.200 11T	9.000 14T	7.600 16	8.600 9	51.300 12
13	5079	Kaleb Gillock	National Academy	9.200 10	6.800 17	8.600 16	9.600 2T	8.000 13	7.600 14	49.800 13
14	5042	Alex Knafla	Eastside Gymnastics	7.500 14	7.600 15	9.200 12T	8.800 17T	7.900 14	8.100 12	49.100 14
15	5060	Patrick Wood	Gym Nest	9.400 9T	8.600 9T	8.200 17	9.000 15T	7.800 15	5.400 17	48.400 15
16	5138	Jackson saefke	Westside Gymnastics	6.600 17	6.400 18	9.400 9	8.700 18	8.800 9	8.200 11	48.100 16
17	5038	Ben Clark	Eastside Gymnastics	7.400 16T	7.000 16	7.900 18	9.200 12T	7.100 18	7.100 16	45.700 17
18	5234	Max Spiess	Precision Elite	6.200 18	8.000 14	9.200 13T	9.300 8T	7.400 17	3.700 18	43.800 18