

2015 Rose City Challenge - Day3

Meet Results

Feb 27 - Mar 1, 2015





Page: 1

Printed: 3/1/2015 3:57 PM

Women / DI / All Ages

Session: 10B

Judge's Signatures

Rank	Num	Name	Gym					AA
1	133	Jacqueline Purwins	VEGA	9.000 2	9.400 1	8.000 2	9.600 1	36.000 1
2	132	Jessica Harpel	Dynamic Gymnastics	9.200 1	8.200 2	8.400 1	9.500 2	35.300 2

2015 Rose City Challenge - Day3

Meet Results

Feb 27 - Mar 1, 2015





Page: 1

Printed: 3/1/2015 3:56 PM

Women / GO / Ch 8,Ch 9,Ch 10,Ch 11,Jr 12

Session: 10B

Judge's Signatures

Rank	Num	Name	Gym					AA
1	187	Brooke Craft	VEGA	9.400 2	9.550 1	9.000 2T	9.400 2T	37.350 1
2	193	Paige Cody	VEGA	9.200 5T	9.250 6T	9.000 3T	9.400 3T	36.850 2
3	191	April Brown	VEGA	9.500 1	9.350 2	8.800 4T	9.150 7	36.800 3
4	188	Kelsi Young	VEGA	9.300 3T	9.300 3T	8.600 7T	9.200 5T	36.400 4
5	170	Sheridan Spelbring	Oregon Gymnastics	9.200 6T	8.900 10T	9.150 1	8.900 8	36.150 5
6	209	Violet Turner	Westside Gymnastics	9.000 7T	8.900 11T	8.800 5T	9.300 4	36.000 6
7	162	Madeline Mcaulay	Naydenov	8.700 11T	9.300 4T	8.700 6	9.200 6T	35.900 7
8	192	Taylor Carman	VEGA	8.800 10	9.150 8	8.200 9T	9.500 1	35.650 8
9	190	Mackenzie Merritt	VEGA	9.300 4T	9.300 5T	8.000 12T	8.850 9	35.450 9
10	139	Kaitlyn Mahoney	Gymnastics Elite	9.000 8T	9.100 9	8.000 13T	8.800 10	34.900 10
11	189	Lily McCausland	VEGA	8.600 14	9.250 7T	8.600 8T	8.200 15	34.650 11
12	208	Jade Houlemard	Westside Gymnastics	8.700 12T	8.600 12	8.100 11	8.600 11T	34.000 12
13	148	Linnea Collett	Jewart's	8.000 16	7.100 14	8.200 10T	8.600 12T	31.900 13
14	150	Halle Harper	Jewart's	8.700 13T	8.000 13	7.300 16	7.500 16	31.500 14
15	149	Haily Miller	Jewart's	8.400 15	6.700 15	7.700 15	8.300 13T	31.100 15
16	151	Jordan Speelman	Jewart's	8.900 9	0.000 16	8.000 14T	8.300 14T	25.200 16

2015 Rose City Challenge - Day3

Meet Results

Feb 27 - Mar 1, 2015





Page: 1

Printed: 3/1/2015 3:56 PM

Women / GO / Jr 13

Session: 10B

Judge's Signatures

Rank	Num	Name	Gym					AA
1	177	Mikaela Rogers	Precision Elite	9.200 2T	8.900 3	9.000 1	9.350 1	36.450 1
2	185	Madison Beauchamp	VEGA	9.000 5	9.150 1	8.750 4	9.200 2T	36.100 2
3	186	Taylor Bellamy	VEGA	9.200 3T	9.100 2	8.500 6T	9.100 5	35.900 3
4	137	Kaylin Woods	Dynamic Gymnastics	8.900 6	8.600 4	8.500 7T	9.200 3T	35.200 4
5	161	Vicki Matsuk	Naydenov	8.600 9	8.300 6T	8.900 2	9.200 4T	35.000 5
6	138	Angela Turner	Dynamic Gymnastics	9.100 4	8.400 5	8.700 5	8.500 8	34.700 6
7	184	Brooklyn Howard	VEGA	8.400 10	8.300 7T	8.800 3	8.950 7	34.450 7
8T	155	Nokio Duncan	Metro Gymnastics	9.400 1	7.800 9	7.000 10	9.050 6	33.250 8T
9T	207	Nicole Grindy	Westside Gymnastics	8.800 7	8.200 8	7.800 8	8.450 9	33.250 9T
10	147	Harper Eacret	Jewart's	8.700 8	7.000 10	7.700 9	7.350 10	30.750 10

2015 Rose City Challenge - Day3

Meet Results

Feb 27 - Mar 1, 2015





Page: 1

Printed: 3/1/2015 3:56 PM

Women / GO / Jr 14, Sr 15+

Session: 10B

Judge's Signatures

Rank	Num	Name	Gym					AA
1	175	Savannah Heltsley	Precision Elite	9.500 1	9.650 2	9.200 1	9.700 1	38.050 1
2	174	Makenna Strode	Precision Elite	9.300 3	9.700 1	9.000 3T	9.300 5	37.300 2
3	136	Kaylee Lengel	Dynamic Gymnastics	9.200 4	9.200 3	9.000 4T	9.450 3T	36.850 3
4	183	Michaela Lasher	VEGA	9.100 5	8.900 4	9.150 2	9.450 4T	36.600 4
5	176	Kayla Harrison	Precision Elite	9.400 2	8.800 5	8.800 5	9.500 2	36.500 5
6	158	McKenna Wale	Naydenov	9.000 6T	8.600 6	8.400 6	8.600 7	34.600 6
7	159	Lyric West	Naydenov	9.000 7T	7.700 7	8.200 7	8.900 6	33.800 7
8	160	Katelyn Josephson	Naydenov	8.200 8	7.600 8	7.000 8	8.500 8	31.300 8

2015 Rose City Challenge - Day3

Meet Results

Feb 27 - Mar 1, 2015

Page: 1

Printed: 3/1/2015 3:56 PM

Women / PL / All Ages

Session: 10B

Judge's Signatures

Rank	Num	Name	Gym					AA
1	317	Stephanie Shorin	Black Hills	9.500 4T	9.350 1	9.050 5	9.400 4	37.300 1
2	228	Hailey Howard	Oregon Gymnastics	9.400 6T	9.300 2T	9.450 1	8.900 21T	37.050 2
3	225	Sophia Skoro	Oregon Gymnastics	9.400 7T	9.200 4	9.000 6T	9.150 12T	36.750 3
4T	235	Siena Brophy	VEGA	9.400 8*	8.800 8T	8.900 9	9.500 2	36.600 4T
5T	217	Makenna Kerr	Naydenov	9.500 5T	8.600 15T	9.200 3*	9.300 5T	36.600 5T
6T	214	Karsten Gering	Dynamic Gymnastics	9.400 9*	8.900 7	9.200 4*	9.100 15T	36.600 6T
7T	227	Whitney Dobbyn	Oregon Gymnastics	9.600 1T	9.300 3T	8.700 12T	8.950 20	36.550 7T
8T	226	Sierra Caplan	Oregon Gymnastics	9.300 14T	9.000 6	8.800 10T	9.450 3	36.550 8T
9	218	Adalee Cassidy	Naydenov	9.300 15T	8.800 9T	9.300 2	9.050 17T	36.450 9
10	229	Melody DeLeon	VEGA	9.400 10T	8.700 13T	9.000 7T	9.300 6T	36.400 10
11	230	Joy Marsh	VEGA	9.550 3	8.800 10T	8.600 17T	9.250 9	36.200 11
12T	215	Maggie Gatlin	Dynamic Gymnastics	9.600 2T	8.200 19T	8.800 11T	9.300 7T	35.900 12T
13T	167	Anna Shapiro	OMEGA	9.400 11T	8.600 16T	8.700 13T	9.200 10T	35.900 13T
14T	219	Madison Martin	Naydenov	9.400 13*	8.300 18	9.000 8T	9.000 19	35.700 14T
15T	316	Kylie Michel	Black Hills	9.400 12*	8.800 11T	8.600 18T	8.900 22T	35.700 15T
16	234	Morgan MacIntyre	VEGA	9.300 16T	9.100 5	8.000 25T	9.200 11T	35.600 16
17	168	Samantha Weyant	OMEGA	9.300 17T	8.500 17	8.000 26T	9.600 1	35.400 17
18	223	Tristaá Joy	Naydenov	8.700 26T	8.800 12T	8.700 14T	9.150 13T	35.350 18
19	222	Madison James	Naydenov	8.800 24T	8.700 14T	8.700 15T	9.100 16T	35.300 19
20	231	Rosalie Folger-Vent	VEGA	9.300 18T	8.000 22T	8.600 19T	9.150 14T	35.050 20
21	350	Savannah Redd	Black Hills	9.100 22T	8.200 20T	8.300 21T	9.300 8T	34.900 21
22	232	Kaitlyn Blair	VEGA	9.300 19T	8.100 21	8.550 20	8.750 24	34.700 22
23	314	Alexis Gavrillis	Black Hills	9.100 23T	8.000 23T	8.200 23	8.900 23T	34.200 23
24	236	Kaitlynn Stevens	VEGA	9.200 20T	7.200 27	8.650 16	9.050 18T	34.100 24





2015 Rose City Challenge - Day3

Meet Results

Feb 27 - Mar 1, 2015

Page: 2
Printed: 3/1/2015 3:56 PM

Women / PL / All Ages
Session: 10B





Rank	Num	Name	Gym					AA
25	216	Grace Hedstrom	Dynamic Gymnastics	8.800 25T	7.900 24	8.100 24	8.500 25	33.300 25
26	220	Jadyn Renk	Naydenov	9.200 21T	7.700 25	8.300 22T	7.800 26	33.000 26
27	315	Lauren Hawkes	Black Hills	8.700 27T	7.600 26	8.000 27T	7.700 27	32.000 27

2015 Rose City Challenge - Day3

Team Results

Women / All Levels / All Ages
Session: 10B





Feb 27 - Mar 1, 2015

Rank	Gym	Team	Score				
1	VEGA	*	112.500	28.450 1	28.300 1	27.150 4	28.600 1
	230	Joy Marsh		9.550			
	191	April Brown		9.500	9.350		
	187	Brooke Craft		9.400	9.550	9.000	
	133	Jacqueline Purwins			9.400		9.600
	183	Michaela Lasher				9.150	
	193	Paige Cody				9.000	
	235	Siena Brophy					9.500
	192	Taylor Carman					9.500
2	Precision Elite	*	112.200	28.200 3T	28.250 2	27.200 3	28.550 2
	175	Savannah Heltsley		9.500	9.650	9.200	9.700
	176	Kayla Harrison		9.400			9.500
	174	Makenna Strode		9.300	9.700	9.000	
	177	Mikaela Rogers			8.900	9.000	9.350
3	Oregon Gymnastics	*	111.350	28.400 2	27.800 3	27.600 1	27.550 6
	227	Whitney Dobbyn		9.600	9.300		8.950
	228	Hailey Howard		9.400	9.300	9.450	
	225	Sophia Skoro		9.400	9.200	9.000	9.150
	170	Sheridan Spelbring				9.150	
	226	Sierra Caplan					9.450
4	Naydenov	*	110.300	28.200 4T	26.900 4	27.500 2	27.700 4
	217	Makenna Kerr		9.500		9.200	9.300
	219	Madison Martin		9.400		9.000	
	218	Adalee Cassidy		9.300	8.800	9.300	
	162	Madeline Mcaulay			9.300		9.200
	223	Tristaá Joy			8.800		
	161	Vicki Matsuk					9.200
5	Dynamic Gymnastics	*	110.150	28.200 5T	26.700 5	27.000 5	28.250 3
	215	Maggie Gatlin		9.600		8.800	9.300
	214	Karsten Gering		9.400	8.900	9.200	
	136	Kaylee Lengel		9.200	9.200	9.000	9.450
	137	Kaylin Woods			8.600		
	132	Jessica Harpel					9.500

2015 Rose City Challenge - Day3

Team Results

Feb 27 - Mar 1, 2015

Rank	Gym	Team	Score				
6	Black Hills	*	107.900	28.000 6	26.350 6	25.950 6	27.600 5
	317	Stephanie Shorin		9.500	9.350	9.050	9.400
	316	Kylie Michel		9.400	8.800	8.600	8.900
	350	Savannah Redd		9.100	8.200	8.300	9.300
7	Westside Gymnastics	*	103.250	26.500 7	25.700 7	24.700 7	26.350 7
	209	Violet Turner		9.000	8.900	8.800	9.300
	207	Nicole Grindy		8.800	8.200	7.800	8.450
	208	Jade Houlemard		8.700	8.600	8.100	8.600
8	Jewart's	*	97.500	26.300 8	22.100 8	23.900 8	25.200 8
	151	Jordan Speelman		8.900		8.000	8.300
	150	Halle Harper		8.700	8.000		
	147	Harper Eacret		8.700	7.000		
	148	Linnea Collett			7.100	8.200	8.600
	149	Haily Miller				7.700	8.300
9	OMEGA	*	71.300	18.700 9	17.100 9	16.700 9	18.800 9
	167	Anna Shapiro		9.400	8.600	8.700	9.200
	168	Samantha Weyant		9.300	8.500	8.000	9.600
10	Gymnastics Elite	*	34.900	9.000 11	9.100 10	8.000 10	8.800 11
	139	Kaitlyn Mahoney		9.000	9.100	8.000	8.800
11	Metro Gymnastics	*	33.250	9.400 10	7.800 11	7.000 11	9.050 10
	155	Nokio Duncan		9.400	7.800	7.000	9.050