

2015 Rose City Challenge - Girls

Meet Results



Feb 27 - Mar 1, 2015

Page: 1
Printed: 2/28/2015 11:25:17 AM

Women / 6 / Jr 12

Session: 5

Judge's Signatures

Rank	Num	Name	Gym					AA
1	6043	Grace Myklebust	Gymnastics East	8.700 22T	9.050 1	9.400 1	9.700 2	36.850 1
2	6063	Anna Hunt	Naydenov	9.350 2	9.000 2T	8.850 11T	9.550 4T	36.750 2
3	6044	Anna Jacobs	Gymnastics East	9.000 9T	8.800 6T	8.925 9	9.750 1	36.475 3
4	6080	Emma Utah	OMEGA	8.650 24	8.950 4	9.325 2T	9.500 8	36.425 4
5	6001	Molly Deal	Advantage	9.200 5T	8.450 15	9.100 5	9.400 13T	36.150 5
6	6012	Anne Uhlmeier	Black Hills	9.000 10T	8.500 14	9.075 6	9.450 10T	36.025 6
7	6057	Juliana Padia	Metro Gymnastics	8.825 19	8.550 11T	8.900 10	9.625 3	35.900 7
8	6002	Lucy Corthell	Advantage	9.025 8	8.300 17	8.850 12T	9.475 9	35.650 8
9	6003	Danielle Lobo	Advantage	8.850 16T	7.900 21T	9.325 3T	9.550 5T	35.625 9
10T	6099	Sophie Hindman	Oregon Gymnastics	8.850 17T	8.600 9T	8.625 18	9.525 6T	35.600 10T
11T	6010	Becca Ellinger	Black Hills	9.000 11T	8.550 12T	8.950 8	9.100 21T	35.600 11T
12	6102	Kenna Littlefield	Oregon Olympic	9.200 6T	8.800 7T	8.250 22T	9.275 17	35.525 12
13	6082	Sidney "lulu" Anderson	OMEGA	8.950 14	9.000 3T	8.250 23T	9.300 16	35.500 13
14	6079	Katelyn Redell	OMEGA	9.050 7	8.850 5	8.100 25	9.400 14T	35.400 14
15	6053	Regan Singer	Hart's Gymnastics	8.700 23T	8.650 8	9.025 7	8.950 25	35.325 15
16T	6058	Makenna Terry	Metro Gymnastics	9.000 12T	8.000 19	8.700 16	9.525 7T	35.225 16T
17T	6105	April Johnston	Dynamic Gymnastics	9.375 1	8.350 16	8.450 20T	9.050 23T	35.225 17T
18	6045	Jenin Obeidat	Gymnastics East	8.850 18T	8.600 10T	8.050 26	9.450 11T	34.950 18
19	6024	Ellary Ferris	Dynamic Gymnastics	9.000 13T	7.950 20	8.500 19	9.225 18	34.675 19
20	6011	Ashley Babkirk	Black Hills	9.275 4	7.150 27	8.675 17	9.325 15	34.425 20
21	6031	Xana Kernodle	Flip Factory	8.900 15	7.700 24	8.750 15	9.050 24T	34.400 21
22	6030	Madilyn Bailey	Flip Factory	8.750 21	7.400 25T	8.800 13T	9.425 12	34.375 22
23	6032	Caitlin Scarola	Flip Factory	8.625 25	7.900 22T	8.450 21T	8.825 26	33.800 23
24	6081	Aubrey Markham	OMEGA	8.550 26T	7.800 23	8.150 24	9.100 22T	33.600 24

2015 Rose City Challenge - Girls





Meet Results

Feb 27 - Mar 1, 2015

Page: 2
Printed: 2/28/2015 11:25:17 AM

Women / 6 / Jr 12

Session: 5





Rank	Num	Name	Gym					AA
25	6103	Emma Willerton	Oregon Olympic	8.800 20	6.700 28	8.800 14T	9.200 19T	33.500 25
26	6023	Audrey Perier	Dynamic Gymnastics	8.550 27T	7.400 26T	7.850 27	9.200 20T	33.000 26
27	6019	Emma O'Toole	Crystals	9.300 3	8.550 13T	9.325 4T	0.000 27T	27.175 27
28	6059	Abby Peterson	Metro Gymnastics	0.000 28	8.200 18	7.775 28	0.000 28T	15.975 28

2015 Rose City Challenge - Girls

Team Results

Feb 27 - Mar 1, 2015

Page: 1
 Printed: 2/28/2015 11:25:33 AM
 Women / 6 / All Ages
 Session: 4,5





Rank	Gym	Team	Score				
1	Naydenov	*	112.700	27.900 1	27.700 1	28.525 2	28.575 5
	6067 Kelsie Roach			9.400	9.250	9.500	9.600
	6063 Anna Hunt			9.350			9.550
	6071 Celia Racanelli			9.150	9.225		
	6069 Tiana Reyes				9.225		
	6068 Rebecca Roach					9.525	
	6066 Keeley McCord					9.500	
	6064 Katelyn Greenwald						9.425
2	OMEGA	*	112.350	27.350 5T	27.450 2	28.700 1	28.850 2
	6091 Ella Irving			9.150	9.050		9.650
	6085 Kayla Marshak			9.150			
	6089 Lisette Bair			9.050		9.575	9.650
	6088 Claire Anderson				9.250		
	6086 Rain Toney				9.150		9.550
	6078 Ella Jarrett					9.600	
	6083 Hannah Gardiner					9.525	
3	Gymnastics East	*	112.000	27.400 4	27.050 3	28.300 4	29.250 1
	6041 Samantha Serex			9.150	9.100	9.400	
	6046 Madison Thompson			9.150		9.500	
	6042 Abigail Peacock			9.100	8.900		9.800
	6043 Grace Myklebust				9.050	9.400	9.700
	6044 Anna Jacobs						9.750
4	Black Hills	*	111.900	27.800 2	26.950 4	28.425 3	28.725 3
	6005 Briana Tuttle			9.375			
	6011 Ashley Babkirk			9.275			
	6007 Isabel Sanchez			9.150			9.600
	6015 Adyson Belmont				9.100	9.625	
	6013 Addysein Ross				9.050		
	6006 Makayla Crittenden				8.800	9.475	9.675
	6008 Megi Kerlee					9.325	
	6012 Anne Uhlmeier						9.450
5	Advantage	*	109.325	27.325 7	25.650 10	27.825 5	28.525 6
	6001 Molly Deal			9.200	8.450	9.100	
	6004 Yuli Hachmon			9.100	8.900	9.400	9.500
	6002 Lucy Corthell			9.025	8.300		9.475
	6003 Danielle Lobo					9.325	9.550

2015 Rose City Challenge - Girls

Team Results

Feb 27 - Mar 1, 2015

Page: 2
 Printed: 2/28/2015 11:25:33 AM
 Women / 6 / All Ages
 Session: 4,5





Rank	Gym	Team	Score				
6	Oregon Gymnastics	*	109.125	26.950 10	26.400 6T	27.425 8	28.350 7
	6095	Susan Cook		9.200			
	6093	Julie Rucker		8.900	8.600	9.300	9.475
	6099	Sophie Hindman		8.850			9.525
	6098	Vivian Knudsen			9.100		
	6096	Lexi Brinker			8.700		
	6097	Emma Baudrexl				9.075	
	6092	Mei Toyohara				9.050	9.350
7	Dynamic Gymnastics	*	109.000	27.625 3	26.400 7T	27.350 9	27.625 10
	6105	April Johnston		9.375	8.350		
	6025	Cierra Torosian		9.150	9.200	8.950	
	6020	Hannah Yohe		9.100		9.450	9.200
	6022	Marissa Powers			8.850		
	6021	Chiara Ravasia				8.950	
	6024	Ellary Ferris					9.225
	6023	Audrey Perier					9.200
8	Oregon Olympic	*	108.950	27.350 6T	26.625 5	26.775 11	28.200 8
	6101	Alexis Fisher		9.250	8.800	8.825	9.400
	6102	Kenna Littlefield		9.200	8.800		9.275
	6100	Lily Robinson		8.900			
	6104	Shayne Solomon			9.025	9.150	9.525
	6103	Emma Willerton				8.800	
9	Metro Gymnastics	*	108.825	26.750 11	26.325 8	27.100 10	28.650 4
	6058	Makenna Terry		9.000			9.525
	6056	Annika Magnusen		8.900	8.675	9.200	9.500
	6055	Etta Susemiehl		8.850	8.700	9.000	
	6054	Arianna Chappell			8.950		
	6057	Juliana Padia				8.900	9.625

2015 Rose City Challenge - Girls

Team Results

Feb 27 - Mar 1, 2015

Page: 3
 Printed: 2/28/2015 11:25:33 AM
 Women / 6 / All Ages
 Session: 4,5

Rank	Gym	Team	Score				
10	Flip Factory	*	107.925	27.000 9	25.700 9	27.525 7	27.700 9
	6036 Abby Madsen			9.050	8.700		9.200
	6037 Amy Madsen			9.050		8.900	
	6031 Xana Kernodle			8.900			
	6029 Bethany Frey				8.575		
	6034 Mariah Barnett				8.425	9.400	
	6028 Sydney McLean					9.225	
	6030 Madilyn Bailey						9.425
	6033 Josie Barnett						9.075
11	Northwest Gymnastics	*	103.650	27.025 8	23.075 12	26.575 12	26.975 11
	6072 Meagan Stinson			9.050	7.650	8.500	9.025
	6074 Mary Salyards			9.025	6.675	9.125	9.000
	6073 Deiana Gutwig			8.950	8.750	8.950	8.950
12	Gym Nest	*	103.025	25.500 12	23.350 11	27.600 6	26.575 12
	6038 Grace Peck			8.500	8.475	9.025	9.425
	6040 Ruth Moeller			8.500	7.775	9.325	8.600
	6039 Brina Lane			8.500	7.100	9.250	8.550
13	Hart's Gymnastics	*	70.525	17.275 15	17.025 14	18.125 13	18.100 13
	6053 Regan Singer			8.700	8.650	9.025	8.950
	6052 Karla Sandoval			8.575	8.375	9.100	9.150
14	Mt. Baker Gymnastics	*	69.625	17.725 14	16.875 15	17.300 15	17.725 14
	6060 Maura Parker			9.250	8.650	9.500	9.275
	6061 Erin Kennedy			8.475	8.225	7.800	8.450
15	Crystals	*	63.300	18.550 13	17.700 13	17.600 14	9.450 15
	6019 Emma O'Toole			9.300	8.550	9.325	
	6018 Tori McConnell			9.250	9.150	8.275	9.450

2015 Rose City Challenge - Girls

Meet Results

Feb 27 - Mar 1, 2015





Page: 1

Printed: 2/28/2015 11:25:21 AM

Women / 7 / Ch 8-9, Ch 10

Session: 5

Judge's Signatures

Rank	Num	Name	Gym					AA
1	7041	Kylie Chin	Gymnastics East	9.200 2T	9.350 2	9.550 1	9.725 1	37.825 1
2	7042	Jade Fontenelle	Gymnastics East	9.200 3T	9.475 1	9.075 2	9.600 2	37.350 2
3	7085	Kirsten Pangburn	USGA	9.100 4	8.400 3	8.625 4	9.200 5T	35.325 3
4	7097	Mackenzie Walker	America's Best Kids	8.900 6	7.650 8	9.000 3	9.200 6T	34.750 4
5	7028	Shae Ronholt	Dynamic Gymnastics	8.550 9	8.300 4	8.100 6T	9.525 3	34.475 5
6	7045	Hana Moll	Gymnastics Elite	8.850 7	7.850 7	8.575 5	9.025 7	34.300 6
7	7061	Evelynn Chen	Naydenov	9.350 1	7.950 6	7.300 8	9.250 4	33.850 7
8	7044	Amanda Moll	Gymnastics Elite	8.700 8	8.000 5	8.100 7T	9.000 8	33.800 8
9	7050	Piper Colby	Jewart's	9.000 5	7.600 9	6.900 9	8.850 9	32.350 9

2015 Rose City Challenge - Girls

Meet Results





Feb 27 - Mar 1, 2015

Page: 1
Printed: 2/28/2015 11:25:25 AM

Women / 7 / Jr 13

Session: 5

Judge's Signatures

Rank	Num	Name	Gym					AA
1	7052	Emily Schneider	Metro Gymnastics	9.025 12	9.400 1	9.100 1	9.575 4	37.100 1
2	7091	Emmy Markgraf	Westside Gymnastics	9.350 3T	9.050 2	8.700 5	9.450 6T	36.550 2
3	7003	Sydney Pytte	Advantage	9.375 2	8.850 4	9.000 3	9.300 11T	36.525 3
4	7056	Kallysta Hull	Naydenov	9.275 7	8.500 8	9.075 2	9.650 2	36.500 4
5	7008	Brandi Grunberg	Athletic Edge	9.400 1	8.675 6	8.575 7	9.225 14	35.875 5
6T	7004	Anu Domingo	Advantage	9.350 4T	8.200 11	8.600 6	9.700 1	35.850 6T
7T	7087	Allie Coder	Westside Gymnastics	9.250 8	8.750 5	8.550 8	9.300 12T	35.850 7T
8	7053	Christina Godzyk	Metro Gymnastics	8.650 16	8.925 3	8.775 4	9.400 8T	35.750 8
9	7000	Natalie Schare	Advantage	9.175 9	8.550 7	8.400 9T	9.525 5	35.650 9
10	7073	Piper Knight	Oregon Olympic	9.350 5T	8.300 10	8.200 11	9.400 9T	35.250 10
11	7009	Jade Allen	Athletic Edge	9.300 6	8.100 12	7.950 12	9.625 3	34.975 11
12	7001	Erin Kispert	Advantage	9.050 10T	8.075 13	8.400 10T	9.375 10	34.900 12
13	7051	Gabby Pinto	Metro Gymnastics	9.000 13	8.375 9	7.825 14	9.300 13T	34.500 13
14	7002	Elizabeth Allen	Advantage	9.050 11T	7.600 14	7.450 15	9.450 7T	33.550 14
15	7049	Julia Huchler	Jewart's	8.750 15	7.250 15	7.875 13	8.925 15	32.800 15
16	7015	Keagan Daniels	Bainbridge Island	8.800 14	7.100 16	5.325 16	8.425 16	29.650 16

2015 Rose City Challenge - Girls

Meet Results

Feb 27 - Mar 1, 2015





Page: 1

Printed: 2/28/2015 11:25:29 AM

Women / 7 / Sr 14+

Session: 5

Judge's Signatures

Rank	Num	Name	Gym					AA
1	7019	Lily Rozier	Dynamic Gymnastics	9.300 3T	8.650 7	9.250 1	9.725 3	36.925 1
2	7069	Isabel Larson	Oregon Gymnastics	9.375 2	9.225 1	8.850 3	9.450 9T	36.900 2
3	7098	Abby Gilstrap	Oregon Gymnastics	9.275 6T	8.975 4	8.625 5T	9.650 4	36.525 3
4	7006	Sarah Bartruff	Athletic Edge	9.250 8T	9.050 2	8.750 4	9.450 10T	36.500 4
5	7007	Alyssa Premo	Athletic Edge	9.550 1	8.900 5	8.550 8	9.300 12T	36.300 5
6	7068	Lilly Seale	Oregon Gymnastics	8.450 17T	8.675 6	9.000 2	9.825 2	35.950 6
7	7063	Annika Lampert	OMEGA	9.200 10	8.550 8	8.625 6T	9.500 6T	35.875 7
8	7029	Tina Dilworth	Gym Nest	9.050 12	8.000 13	8.575 7	9.275 15	34.900 8
9	7070	Clara Ganz	Oregon Gymnastics	8.950 14	8.500 9	7.900 12	9.475 8	34.825 9
10	7067	Abby O'Connor	Oregon Gymnastics	9.025 13	9.000 3	7.275 15	9.300 13T	34.600 10
11	7081	Deborah Hample	USGA	9.250 9T	7.800 14	8.425 10	9.100 16	34.575 11
12	7062	Marie Lefevre	OMEGA	8.900 15	7.750 15T	8.300 11	9.550 5	34.500 12
13	7096	Brianne Gerondale	America's Best Kids	9.275 7T	7.750 16T	7.850 13	9.375 11	34.250 13
14	7013	Emma Chee	Bainbridge Island	8.800 16	8.050 12	7.300 14	8.450 18	32.600 14
15	7014	Maria Gallivan	Bainbridge Island	9.300 4T	8.450 10	5.625 16	8.925 17	32.300 15
16	7072	Mahayla Ross-Schaffer	Oregon Olympic	8.450 18T	5.650 17	8.525 9	9.300 14T	31.925 16
17	7033	Brittany Blaskovich	Gymnastics East	9.300 5T	8.350 11	0.000 17T	9.500 7T	27.150 17
18	7020	Savannah Yohe	Dynamic Gymnastics	9.175 11	0.000 18	0.000 18T	9.850 1	19.025 18