

2015 Rose City Challenge - Girls

Meet Results





Feb 27 - Mar 1, 2015

Page: 1
Printed: 2/28/2015 2:53:00 PM

Women / 7 / Ch 11

Session: 6

Judge's Signatures

Rank	Num	Name	Gym					AA
1	7093	Molly Straus	Westside Gymnastics	9.500 1	9.375 4	8.800 13	9.675 1T	37.350 1
2T	7040	Julia Freudenberger	Gymnastics East	9.000 11T	9.250 7	9.225 4	9.675 2T	37.150 2T
3T	7059	Alyssa Powell	Naydenov	8.900 13T	9.500 2	9.350 1	9.400 7T	37.150 3T
4	7088	Brooke Lamprecht	Westside Gymnastics	9.250 4	9.200 8	9.300 2T	9.375 9T	37.125 4
5	7060	Riley Alcobendas	Naydenov	9.050 10	9.400 3	9.050 9T	9.475 5	36.975 5
6	7047	Mari Natsuhara	Hart's Gymnastics	9.125 7	9.050 10	9.175 6	9.450 6	36.800 6
7	7089	Ryan Lincoln	Westside Gymnastics	9.200 5	9.650 1	9.150 7	8.550 20	36.550 7
8	7026	Lanie Wade	Dynamic Gymnastics	9.100 8	9.300 5	8.450 16T	9.600 3	36.450 8
9	7055	Sophia Collins	Mid Columbia	8.800 17	9.150 9	9.050 10T	9.350 11T	36.350 9
10	7082	Naiya Harwood	USGA	9.150 6	8.475 14	9.300 3T	9.325 13	36.250 10
11	7083	Grace Garcia	USGA	9.350 2	8.550 13	8.850 12	9.000 17	35.750 11
12	7058	Quincey Lee	Naydenov	8.850 16	8.300 16	9.025 11	9.550 4	35.725 12
13	7048	Quinte Taylor	Hart's Gymnastics	8.900 14T	8.950 11	8.350 18	9.400 8T	35.600 13
14	7094	Jaidyn Campbell	America's Best Kids	8.650 19	8.850 12	8.775 14	8.950 18	35.225 14
15	7032	Soomin Choi	Gym Nest	9.300 3	7.450 19	9.125 8	9.150 14	35.025 15
16	7025	Sami Zandt	Dynamic Gymnastics	8.550 20	8.450 15	8.050 20	9.350 12T	34.400 16
17	7074	Vivian Landon	Oregon Olympic	8.900 15T	8.200 17	8.125 19	9.050 16	34.275 17
18	7080	Annika Cole	Tumble Time	9.000 12T	7.900 18	6.200 23	9.075 15	32.175 18
19	7075	Samantha Swanson	Oregon Olympic	8.150 22	7.250 20	7.900 21	8.450 21	31.750 19
20	7084	Jocelyn Hubbs	USGA	8.700 18	6.300 22	8.450 17T	8.275 22	31.725 20
21	7043	Lexi Berschauer	Gymnastics Elite	8.500 21	6.400 21	6.650 22	8.600 19	30.150 21
22	7027	Abigail Yohe	Dynamic Gymnastics	9.075 9	0.000 23	8.600 15	9.375 10T	27.050 22
23	7057	Anna Sugarman	Naydenov	0.000 23	9.275 6	9.200 5	0.000 23	18.475 23

2015 Rose City Challenge - Girls

Meet Results

Feb 27 - Mar 1, 2015

Page: 1
Printed: 2/28/2015 2:53:04 PM

Women / 7 / Jr 12

Session: 6

Judge's Signatures





Rank	Num	Name	Gym					AA
1	7036	Eleanor Brecht	Gymnastics East	9.300 10	9.675 2	9.475 1	9.725 2T	38.175 1
2	7037	Katharina England	Gymnastics East	9.450 3T	9.700 1	9.000 3	9.650 4	37.800 2
3	7038	Samantha Pau	Gymnastics East	9.400 6T	9.475 3	8.875 5	9.725 3T	37.475 3
4	7086	Libby Barkhurst	Westside Gymnastics	9.550 1	9.425 4	9.075 2	9.250 15T	37.300 4
5	7031	Uma Kirchler	Gym Nest	9.350 9	9.250 5	8.675 12	9.800 1	37.075 5
6	7099	Saphia Obeidat	Gymnastics East	9.150 15	9.200 7	8.950 4	9.575 6	36.875 6
7	7092	Allison Smith	Westside Gymnastics	9.200 12T	8.800 12T	8.850 6	9.600 5	36.450 7
8	7030	Vanessa Garcia	Gym Nest	9.400 7T	8.800 13T	8.825 7	9.400 8T	36.425 8
9	7090	Astri Lommen	Westside Gymnastics	9.200 13T	9.050 10	8.600 13T	9.350 10T	36.200 9
10	7011	Meredith Bly	Athletic Edge	9.375 8	8.500 15	8.800 8	9.400 9T	36.075 10
11	7065	Zoe Quach	OMEGA	9.450 4T	9.225 6	8.025 18	9.300 12T	36.000 11
12	7023	Jocelyn Thew	Dynamic Gymnastics	9.500 2	8.150 18T	8.725 11	9.425 7	35.800 12
13	7046	Delaney Hayes	Hart's Gymnastics	8.975 18	8.650 14	8.750 9T	9.350 11T	35.725 13
14	7076	Emily Oliver	Top Flyte	9.100 17	8.900 11	8.250 15	9.300 13T	35.550 14
15	7066	Paige Cawley	OMEGA	8.950 19	8.100 20	8.750 10T	9.300 14T	35.100 15
16	7017	Kati Cooper	Bainbridge Island	9.125 16	8.150 19T	8.600 14T	9.000 19	34.875 16
17	7054	Megan Revell	Mid Columbia	8.800 20T	9.100 8	8.100 17	8.625 21T	34.625 17
18	7095	Jensyn Ford	America's Best Kids	9.250 11	7.500 21	8.150 16	9.250 16T	34.150 18
19	7071	Dale Thompson	Oregon Gymnastics	8.650 22	9.075 9	7.550 19	8.850 20	34.125 19
20	7079	Alyssa Trageser	Tumble Time	9.450 5T	8.250 16T	7.200 20	9.100 18	34.000 20
21	7016	Mariko Ronan	Bainbridge Island	9.175 14	7.100 22	6.450 22	9.250 17T	31.975 21
22	7018	Noelle Chymiy	Bainbridge Island	8.800 21T	8.250 17T	5.600 23	8.625 22T	31.275 22
23	7077	Annabelle Regalado	Top Flyte	8.550 23	6.550 23	7.100 21	8.200 23	30.400 23
24	7005	Sadie Cook	Advantage	0.000 24	0.000 24	0.000 24	0.000 24	0.000 24

2015 Rose City Challenge - Girls

Team Results

Feb 27 - Mar 1, 2015

Page: 1
 Printed: 2/28/2015 2:53:13 PM
 Women / 7 / All Ages
 Session: 5,6





Rank	Gym	Team	Score				
1	Gymnastics East	*	114.425	28.150 3	28.850 1	28.250 1	29.175 1T
	7037 Katharina England			9.450	9.700		
	7038 Samantha Pau			9.400	9.475		9.725
	7036 Eleanor Brecht			9.300	9.675	9.475	9.725
	7041 Kylie Chin					9.550	9.725
	7040 Julia Freudenberger					9.225	
2	Westside Gymnastics	*	113.100	28.400 1	28.450 2	27.525 3	28.725 4
	7086 Libby Barkhurst			9.550	9.425	9.075	
	7093 Molly Straus			9.500	9.375		9.675
	7091 Emmy Markgraf			9.350			9.450
	7089 Ryan Lincoln				9.650	9.150	
	7088 Brooke Lamprecht					9.300	
	7092 Allison Smith						9.600
3	Naydenov	*	112.150	27.675 8T	28.175 3	27.625 2	28.675 5T
	7061 Evelyn Chen			9.350			
	7056 Kallysta Hull			9.275		9.075	9.650
	7060 Riley Alcobendas			9.050	9.400		9.475
	7059 Alyssa Powell				9.500	9.350	
	7057 Anna Sugarman				9.275	9.200	
	7058 Quincey Lee						9.550
4	Oregon Gymnastics	*	110.400	27.675 9T	27.300 4	26.475 7	28.950 3
	7069 Isabel Larson			9.375	9.225	8.850	
	7098 Abby Gilstrap			9.275		8.625	9.650
	7067 Abby O'Connor			9.025	9.000		
	7071 Dale Thompson				9.075		
	7068 Lilly Seale					9.000	9.825
	7070 Clara Ganz						9.475
5	Dynamic Gymnastics	*	110.125	27.975 5	26.400 8	26.575 6	29.175 2T
	7023 Jocelyn Thew			9.500		8.725	
	7019 Lily Rozier			9.300	8.650	9.250	9.725
	7020 Savannah Yohe			9.175			9.850
	7026 Lanie Wade				9.300		9.600
	7025 Sami Zandt				8.450		
	7027 Abigail Yohe					8.600	

2015 Rose City Challenge - Girls

Team Results

Feb 27 - Mar 1, 2015

Page: 2
 Printed: 2/28/2015 2:53:13 PM
 Women / 7 / All Ages
 Session: 5,6





Rank	Gym	Team	Score				
6	Athletic Edge	*	109.550	28.325 2	26.625 7	26.125 9	28.475 7T
	7007 Alyssa Premo			9.550	8.900		
	7008 Brandi Grunberg			9.400	8.675	8.575	
	7011 Meredith Bly			9.375		8.800	9.400
	7006 Sarah Bartruff				9.050	8.750	9.450
	7009 Jade Allen						9.625
7	Gym Nest	*	109.200	28.050 4	26.050 9	26.625 5	28.475 8T
	7030 Vanessa Garcia			9.400	8.800	8.825	9.400
	7031 Uma Kirchler			9.350	9.250	8.675	9.800
	7032 Soomin Choi			9.300		9.125	
	7029 Tina Dilworth				8.000		9.275
8	Advantage	*	108.175	27.900 6	25.600 11	26.000 10	28.675 6T
	7003 Sydney Pytte			9.375	8.850	9.000	
	7004 Anu Domingo			9.350	8.200	8.600	9.700
	7000 Natalie Schare			9.175	8.550	8.400	9.525
	7002 Elizabeth Allen						9.450
9	Hart's Gymnastics	*	108.125	27.000 13	26.650 6	26.275 8	28.200 11
	7047 Mari Natsuhara			9.125	9.050	9.175	9.450
	7046 Delaney Hayes			8.975	8.650	8.750	9.350
	7048 Quinte Taylor			8.900	8.950	8.350	9.400
10	USGA	*	107.575	27.750 7	25.425 12	26.775 4	27.625 14
	7083 Grace Garcia			9.350	8.550	8.850	
	7081 Deborah Hample			9.250			9.100
	7082 Naiya Harwood			9.150	8.475	9.300	9.325
	7085 Kirsten Pangburn				8.400	8.625	9.200
11	OMEGA	*	107.500	27.600 10T	25.875 10	25.675 13	28.350 9
	7065 Zoe Quach			9.450	9.225		9.300
	7063 Annika Lampert			9.200	8.550	8.625	9.500
	7066 Paige Cawley			8.950	8.100	8.750	
	7062 Marie Lefevre					8.300	9.550

2015 Rose City Challenge - Girls

Team Results

Feb 27 - Mar 1, 2015





Page: 3
 Printed: 2/28/2015 2:53:13 PM
 Women / 7 / All Ages
 Session: 5,6

Rank	Gym	Team	Score				
12	Metro Gymnastics	*	107.350	26.675 15	26.700 5	25.700 12	28.275 10
	7052	Emily Schneider		9.025	9.400	9.100	9.575
	7051	Gabby Pinto		9.000	8.375	7.825	9.300
	7053	Christina Godzyk		8.650	8.925	8.775	9.400
13	America's Best Kids	*	105.425	27.425 12	24.250 14	25.925 11	27.825 12
	7096	Brianne Gerondale		9.275	7.750		9.375
	7095	Jensyn Ford		9.250		8.150	9.250
	7097	Mackenzie Walker		8.900	7.650	9.000	9.200
	7094	Jaidyn Campbell			8.850	8.775	
14	Oregon Olympic	*	103.050	26.700 14	23.750 15	24.850 14	27.750 13
	7073	Piper Knight		9.350	8.300	8.200	9.400
	7074	Vivian Landon		8.900	8.200	8.125	9.050
	7072	Mahayla Ross-Schaffer		8.450		8.525	9.300
	7075	Samantha Swanson			7.250		
15	Bainbridge Island	*	101.975	27.600 11T	24.850 13	22.350 16	27.175 15
	7014	Maria Gallivan		9.300	8.450		8.925
	7016	Mariko Ronan		9.175		6.450	9.250
	7017	Kati Cooper		9.125	8.150	8.600	9.000
	7018	Noelle Chymiy			8.250		
	7013	Emma Chee				7.300	
16	Gymnastics Elite	*	98.250	26.050 16	22.250 16	23.325 15	26.625 16
	7045	Hana Moll		8.850	7.850	8.575	9.025
	7044	Amanda Moll		8.700	8.000	8.100	9.000
	7043	Lexi Berschauer		8.500	6.400	6.650	8.600
17	Mid Columbia	*	70.975	17.600 20	18.250 17	17.150 17	17.975 18
	7055	Sophia Collins		8.800	9.150	9.050	9.350
	7054	Megan Revell		8.800	9.100	8.100	8.625

2015 Rose City Challenge - Girls

Team Results

Feb 27 - Mar 1, 2015

Rank	Gym	Team	Score				
18	Tumble Time	*	66.175	18.450 17	16.150 18	13.400 20	18.175 17
	7079 Alyssa Trageser			9.450	8.250	7.200	9.100
	7080 Annika Cole			9.000	7.900	6.200	9.075
19	Top Flyte	*	65.950	17.650 19	15.450 19	15.350 18	17.500 20
	7076 Emily Oliver			9.100	8.900	8.250	9.300
	7077 Annabelle Regalado			8.550	6.550	7.100	8.200
20	Jewart's	*	65.150	17.750 18	14.850 20	14.775 19	17.775 19
	7050 Piper Colby			9.000	7.600	6.900	8.850
	7049 Julia Huchler			8.750	7.250	7.875	8.925

2015 Rose City Challenge - Girls

Meet Results





Feb 27 - Mar 1, 2015

Page: 1
Printed: 2/28/2015 2:53:08 PM

Women / 8 / Jr 12

Session: 6

Judge's Signatures

Rank	Num	Name	Gym					AA
1	8025	Alexandra Fletcher	Gymnastics East	8.900 6	9.425 4	9.350 2	9.475 4	37.150 1
2	8028	Emily Lackey	Gymnastics Elite	9.175 2	9.500 2	9.125 5	9.200 11	37.000 2
3	8070	Katie Bedewi	Westside Gymnastics	8.950 5	8.700 8	9.400 1	9.575 1	36.625 3
4	8067	Penelope Allen	Westside Gymnastics	9.000 4	9.450 3	8.550 10	9.300 7T	36.300 4
5	8071	Lauren Carter	Westside Gymnastics	8.850 7	9.225 5	8.400 12	9.300 8T	35.775 5
6	8017	Hana Hill	Dynamic Gymnastics	8.400 11T	9.550 1	8.250 13	9.375 5	35.575 6
7	8060	Gabrielle Bartlett	USGA	8.700 8T	9.000 7	8.625 9	9.025 12	35.350 7
8	8068	Nicole Alstrin	Westside Gymnastics	9.250 1	7.550 12	9.000 6T	9.500 2T	35.300 8
9	8061	Adelaide Liebhardt	USGA	8.200 14	9.125 6	9.000 7T	8.775 14	35.100 9
10	8057	Lacey Parker	Top Flyte	8.400 12T	8.225 10	9.275 3T	8.800 13	34.700 10
11	8005	Morgan Hiebert	Athletic Edge	8.700 9T	7.300 13	9.275 4T	9.250 9	34.525 11
12	8016	Maggie Carstens	Dynamic Gymnastics	8.550 10	7.575 11	9.000 8T	9.325 6	34.450 12
13	8059	Hannah McKenzie	USGA	9.150 3	6.450 14	7.350 14	9.225 10	32.175 13
14	8081	McKenna Chastain	Top Flyte	8.250 13	0.000 15T	5.425 15	9.500 3T	23.175 14
15	8018	Maddi Bughi	Dynamic Gymnastics	0.000 15T	0.000 16T	8.475 11	0.000 15T	8.475 15
16	8079	Halle Martin	Dynamic Gymnastics	0.000 16T	8.375 9	0.000 16T	0.000 16T	8.375 16
17	8080	Paige Mason	Pacific Gymnastics	0.000 17T	0.000 17T	0.000 17T	0.000 17T	0.000 17