

2015 Rose City Challenge - GirlsB

Team Results





Feb 27 - Mar 1, 2015

Page: 1

Printed: 3/1/2015 11:19 AM

Women / 3 / All Ages





Session: 9

Rank	Gym	Team	Score				
1	OMEGA	*	114.225	29.225 1	28.400 1	28.525 1	28.075 2
	3149	Kelly Jeffcock		9.800	9.500		9.300
	3145	Molly Brennan		9.750			
	3151	Jadie Thomasson		9.675	9.500		
	3164	Skylar Furuya			9.400	9.550	
	3163	Iija Bennouri				9.525	
	3162	Aisha Doxey				9.450	9.450
	3153	Julia Simer					9.325
2	Advantage	*	113.325	29.200 2	28.150 2	27.700 6	28.275 1
	3006	Maia Purbaugh		9.875	9.200	9.200	9.250
	3002	Chloe Rhor		9.725		9.050	
	3004	Zahra Hernandez		9.600	9.450		9.575
	3007	Kaylee Resendez			9.500	9.450	9.450
3	Crystals	*	112.750	29.175 3	27.850 3	28.500 2	27.225 6
	3073	Hailey McGee		9.750			
	3072	Keiley Pyeatt		9.725	9.300		
	3071	Ellie McMickle		9.700	9.300	9.700	9.250
	3066	Hannah Lleras			9.250	9.300	8.900
	3067	Mirielle Gould				9.500	
	3065	Taylor Lowdermilk					9.075
4	NGTC	*	112.050	28.400 6T	27.800 4	28.200 3	27.650 4
	3138	Natalie Weed		9.600	9.300	9.200	9.050
	3139	Rachel Hardy		9.550		9.550	9.425
	3137	McKenna Webber		9.250	9.400		
	3142	Larissa Bonn			9.100	9.450	9.175
5	Tumble Time	*	111.875	28.625 5	27.400 5	28.025 4	27.825 3
	3197	Aria Mello		9.825			9.150
	3196	Alexis Fuchs		9.400	9.200	9.250	9.500
	3198	Carly Smith		9.400	9.100	9.325	9.175
	3200	Shainne Bair			9.100		
	3199	Lauryn Suehowicz				9.450	

2015 Rose City Challenge - GirlsB

Team Results

Feb 27 - Mar 1, 2015

Rank	Gym	Team	Score				
6	USGA	*	110.500	28.400 7T	26.750 6	28.000 5	27.350 5
	3210	Katelyn Brown		9.650			
	3205	Kiana Ayoma		9.500	8.950	9.050	9.200
	3203	Natalie Kaiser		9.250	8.800	9.450	9.000
	3204	Tatiana Ostrik			9.000	9.500	
	3209	Jane Wilks					9.150
7	Mt. Baker Gymnastics	*	106.025	28.725 4	26.350 7	25.400 7	25.550 7
	3115	Breann Morganthaler		9.675			
	3116	Reese Morganthaler		9.550	8.750		
	3112	Isabela Maher		9.500	8.600	8.250	8.325
	3113	Tanea Curtiss			9.000		8.850
	3117	Grace Maher				8.800	8.375
	3211	Jamie Bartlett				8.350	

2015 Rose City Challenge - GirlsB

Meet Results





Feb 27 - Mar 1, 2015

Page: 1
Printed: 3/1/2015 11:19 AM

Women / 3 / Ch 6

Session: 9

Judge's Signatures

Rank	Num	Name	Gym					AA
1	3142	Larissa Bonn	NGTC	9.050 3	9.100 1	9.450 1	9.175 1	36.775 1
2	3210	Katelyn Brown	USGA	9.650 1	8.550 3	8.800 2	8.900 2	35.900 2
3	3165	Lilia Guiliano	OMEGA	9.350 2	8.850 2	8.300 3	8.300 3	34.800 3

2015 Rose City Challenge - GirlsB

Meet Results

Feb 27 - Mar 1, 2015





Page: 1

Printed: 3/1/2015 11:19 AM

Women / 3 / Ch 7

Session: 9

Judge's Signatures

Rank	Num	Name	Gym					AA
1	3162	Aisha Doxey	OMEGA	9.300 2T	8.800 3	9.450 3	9.450 1	37.000 1
2	3164	Skylar Furuya	OMEGA	8.800 7	9.400 1	9.550 1	9.050 3	36.800 2
3	3078	Olivia Lewis	Crystals	9.450 1	9.000 2	8.750 5	8.450 7	35.650 3
4	3161	Katie Marshbank	OMEGA	9.300 3T	8.300 5	9.000 4	8.650 5	35.250 4
5	3163	Iija Bennouri	OMEGA	9.300 4T	7.550 6T	9.525 2	8.850 4	35.225 5
6	3209	Jane Wilks	USGA	9.000 6	7.550 7T	8.600 6T	9.150 2	34.300 6
7	3141	Maria Buczkowski	NGTC	8.750 8	8.350 4	8.350 8	8.500 6	33.950 7
8	3160	Madeline Trotter	OMEGA	9.100 5	7.500 8	8.600 7T	8.000 8	33.200 8

2015 Rose City Challenge - GirlsB

Meet Results

Feb 27 - Mar 1, 2015





Page: 1

Printed: 3/1/2015 11:19 AM

Women / 3 / Ch 8

Session: 9

Judge's Signatures

Rank	Num	Name	Gym					AA
1	3007	Kaylee Resendez	Advantage	9.450 6	9.500 1	9.450 2	9.450 1	37.850 1
2	3006	Maia Purbaugh	Advantage	9.875 1	9.200 3	9.200 3T	9.250 3	37.525 2
3	3139	Rachel Hardy	NGTC	9.550 3T	8.450 11T	9.550 1	9.425 2	36.975 3
4	3158	Alexa Anderson	OMEGA	9.350 10T	9.300 2	9.000 6	8.700 6	36.350 4
5	3155	Lyla Johnson	OMEGA	9.025 15	8.800 5T	9.050 5	9.050 4	35.925 5
6	3074	Brooklyn Groshong	Crystals	9.400 7T	8.750 7T	8.700 10	8.850 5	35.700 6
7	3075	Kiera Huetten	Crystals	9.350 11T	9.150 4	8.250 12T	8.675 7T	35.425 7
8	3140	Ceana Cummings	NGTC	9.250 12	8.800 6T	8.800 7T	8.550 9	35.400 8
9	3156	Adalia Henderson	OMEGA	9.400 8T	8.000 16	9.200 4T	8.675 8T	35.275 9
10	3117	Grace Maher	Mt. Baker Gymnastics	9.100 13T	8.400 13T	8.800 8T	8.375 10	34.675 10
11T	3077	Kari McCarty	Crystals	9.700 2	8.450 12T	8.250 13T	8.250 11	34.650 11T
12T	3076	Alana Retchless	Crystals	9.500 5	8.750 8T	8.300 11	8.100 12T	34.650 12T
13	3159	Natalie Andrews	OMEGA	9.400 9T	8.400 14T	8.750 9	8.050 14	34.600 13
14	3116	Reese Morganthaler	Mt. Baker Gymnastics	9.550 4T	8.750 9T	7.800 17	7.875 16	33.975 14
15	3157	Liat Warmflash	OMEGA	9.100 14T	8.600 10	8.000 16	7.900 15	33.600 15
16	3206	Felicity Brown	USGA	7.550 18	8.400 15T	8.100 15	8.100 13T	32.150 16
17	3207	Catherine Eads	USGA	8.900 16	7.750 17	8.200 14	7.200 18	32.050 17
18	3208	Soren Mikell	USGA	8.850 17	6.900 18	7.600 18	7.550 17	30.900 18

2015 Rose City Challenge - GirlsB

Meet Results

Feb 27 - Mar 1, 2015





Page: 1

Printed: 3/1/2015 11:19 AM

Women / 3 / Ch 9

Session: 9

Judge's Signatures

Rank	Num	Name	Gym					AA
1	3071	Ellie McMickle	Crystals	9.700 3	9.300 2T	9.700 1	9.250 2	37.950 1
2	3138	Natalie Weed	NGTC	9.600 7	9.300 3T	9.200 7	9.050 4	37.150 2
3	3154	Julia Curran	OMEGA	9.650 6	9.250 6	9.350 4	8.850 5T	37.100 3
4T	3151	Jadie Thomasson	OMEGA	9.675 4T	9.500 1	9.150 8	8.750 8	37.075 4T
5T	3153	Julia Simer	OMEGA	9.150 11T	9.300 4T	9.300 5	9.325 1	37.075 5T
6	3205	Kiana Ayoma	USGA	9.500 8	8.950 10	9.050 9T	9.200 3	36.700 6
7	3199	Lauryn Suehowicz	Tumble Time	9.350 10	9.000 8T	9.450 3	8.850 6T	36.650 7
8	3072	Keiley Pyeatt	Crystals	9.725 2	9.300 5T	9.000 11	8.350 11	36.375 8
9	3204	Tatiana Ostrik	USGA	9.150 12T	9.000 9T	9.500 2	8.675 9	36.325 9
10	3073	Hailey McGee	Crystals	9.750 1	8.600 12	9.050 10T	8.800 7	36.200 10
11	3070	Jordyn Jimenez	Crystals	9.150 13T	8.900 11	9.250 6	8.500 10	35.800 11
12	3200	Shainne Bair	Tumble Time	9.400 9	9.100 7	8.700 13	8.325 12	35.525 12
13	3152	Isabelle Anderson	OMEGA	8.900 14	8.450 14	8.850 12	7.550 14	33.750 13
14	3115	Breann Morganthaler	Mt. Baker Gymnastics	9.675 5T	8.500 13	7.250 14	8.300 13	33.725 14

2015 Rose City Challenge - GirlsB

Meet Results

Feb 27 - Mar 1, 2015





Page: 1

Printed: 3/1/2015 11:19 AM

Women / 3 / Ch 10

Session: 9

Judge's Signatures

Rank	Num	Name	Gym					AA
1	3149	Kelly Jeffcock	OMEGA	9.800 2	9.500 1	9.300 3	9.300 2	37.900 1
2	3004	Zahra Hernandez	Advantage	9.600 3	9.450 2	9.000 5T	9.575 1	37.625 2
3	3198	Carly Smith	Tumble Time	9.400 5	9.100 4T	9.325 2	9.175 3	37.000 3
4	3197	Aria Mello	Tumble Time	9.825 1	8.800 6T	9.050 4	9.150 4	36.825 4
5	3137	McKenna Webber	NGTC	9.250 6T	9.400 3	8.900 7	9.000 5T	36.550 5
6	3203	Natalie Kaiser	USGA	9.250 7T	8.800 7T	9.450 1	9.000 6T	36.500 6
7	3201	Emily Phillips	USGA	8.900 8	8.500 8	9.000 6T	8.950 7	35.350 7
8	3150	Esther Moreno	OMEGA	9.550 4	9.100 5T	8.250 8	8.300 8	35.200 8
9	3202	Isabella Facundo	USGA	8.600 9	7.450 9	8.200 9	7.000 9	31.250 9

2015 Rose City Challenge - GirlsB

Meet Results

Feb 27 - Mar 1, 2015





Page: 1

Printed: 3/1/2015 11:20 AM

Women / 3 / Ch 11+

Session: 9

Judge's Signatures

Rank	Num	Name	Gym					AA
1	3196	Alexis Fuchs	Tumble Time	9.400 8T	9.200 2	9.250 3	9.500 1	37.350 1
2	3066	Hannah Lleras	Crystals	9.650 4	9.250 1	9.300 2	8.900 5	37.100 2
3	3144	Lily Smalling	OMEGA	9.675 3	9.150 3T	9.150 4	9.050 3T	37.025 3
4	3067	Mirielle Gould	Crystals	9.400 9T	9.150 4T	9.500 1	8.750 9T	36.800 4
5T	3002	Chloe Rhor	Advantage	9.725 2	9.100 6	9.050 6	8.450 13	36.325 5T
6T	3065	Taylor Lowdermilk	Crystals	9.600 5	9.150 5T	8.500 11	9.075 2	36.325 6T
7	3145	Molly Brennan	OMEGA	9.750 1	9.000 7T	8.750 10	8.725 11	36.225 7
8	3068	Kailey Trummert	Crystals	9.500 6T	8.900 9T	9.100 5	8.550 12	36.050 8
9	3136	Megan Rynearson	NGTC	9.150 14T	8.850 11	8.800 9	9.050 4T	35.850 9
10T	3003	Kestrel Bahrey	Advantage	9.150 15T	8.900 10T	9.000 7	8.400 14	35.450 10T
11T	3146	Marlie Bell	OMEGA	9.100 16	8.750 12	8.850 8	8.750 10T	35.450 11T
12	3113	Tanea Curtiss	Mt. Baker Gymnastics	9.400 10T	9.000 8T	7.900 17	8.850 6	35.150 12
13	3112	Isabela Maher	Mt. Baker Gymnastics	9.500 7T	8.600 14T	8.250 13	8.325 18	34.675 13
14	3143	Callista Shultz	OMEGA	9.400 11T	8.700 13	8.050 15	8.350 15T	34.500 14
15	3001	Jillian Rosen	Advantage	9.000 17	8.600 15T	8.000 16	8.800 7T	34.400 15
16	3064	Peyton Burkett	Crystals	9.350 12T	7.750 17T	8.350 12	8.800 8T	34.250 16
17	3147	Maggie Szelesky	OMEGA	8.650 18	8.550 16	8.150 14	8.350 16T	33.700 17
18	3195	Jennelle Honda	Tumble Time	9.350 13T	7.750 18T	7.800 18	8.350 17T	33.250 18