

# 2016 Rose City Challenge BOYS

## Meet Results







Mar 4-5, 2016

Page: 1  
Printed: 3/9/2016 22:51:16

Men / 4 / 6 yrs

Session: 1

Judge's Signatures

Rank	Num	Name	Gym							AA
1	4036	Teo Tagavilla	Metropolitan	9.300 1	8.900 1	9.400 3	9.500 2	10.200 1	8.400 2	55.700 1
2	4002	Jagger Ogdahl	Athletic Edge	8.900 3	7.600 4T	9.800 1	9.600 1	9.700 3	7.300 6	52.900 2
3	4060	Benjamin Taylor	SGA (Ballard)	8.500 4	8.300 2	9.100 4T	8.700 5T	9.900 2	8.200 3T	52.700 3
4	4052	Toby Wadsworth	Precision Elite	9.000 2	7.700 3	9.600 2	8.700 6T	8.600 6	9.000 1	52.600 4
5	4026	Ashton Romine	Metropolitan	7.900 5	7.600 5T	8.000 7T	8.800 4	9.500 4	8.200 4T	50.000 5
6	4008	Andrey Shcherbakov	Eastside Gymnastics	7.300 6T	7.600 6T	9.100 5T	8.000 8	8.900 5	6.700 7	47.600 6
7	4018	Booker Hedinger	MAC Gymnastics	7.300 7T	6.800 8	8.000 8T	9.200 3	6.100 8	7.800 5	45.200 7
8	4062	Gavin Wells	SGA (Ballard)	6.700 8	7.200 7	9.100 6T	8.500 7	6.500 7	5.700 8	43.700 8

# 2016 Rose City Challenge BOYS

## Meet Results





Mar 4-5, 2016

Page: 1  
Printed: 3/9/2016 22:51:18

Men / 4 / 7-8 yrs

Session: 1

Judge's Signatures







Rank	Num	Name	Gym							AA
1T	4023	Aden Haury	Metropolitan	10.200 3	10.200 3	11.400 1	9.900 3*	10.900 2	8.700 21	61.300 1T
2T	4040	Benjamin Xanthos	Oregon Gymnastics	10.100 4T	9.600 7T	10.600 6	9.900 2*	10.800 3	10.300 1T	61.300 2T
3	4009	Cash Christopher	Eastside Gymnastics	10.100 5T	9.000 15T	11.200 2	9.500 16T	11.100 1	10.100 4	61.000 3
4	4066	Owen Aman	SGA (Ballard)	9.800 8T	9.100 12T	10.700 5	10.200 1	10.400 9T	10.300 2T	60.500 4
5	4010	Jonathan Koo	Eastside Gymnastics	10.300 1T	10.600 1T	10.000 14T	9.900 4T	9.600 19T	10.000 5	60.400 5
6	4016	Ryan Chambion	Eastside Gymnastics	10.000 6T	9.400 9	10.400 9T	9.900 5T	10.600 4T	9.400 13	59.700 6
7	4045	Timmy Heerwagen	Oregon Gymnastics	9.600 11	10.100 4T	10.800 4	9.600 12T	9.500 23T	9.800 6T	59.400 7
8	4031	Julian Romine	Metropolitan	9.800 9T	9.800 6	10.400 10T	9.900 6T	10.400 10T	8.800 20	59.100 8
9	4038	Adrian Vogs	Oregon Gymnastics	9.400 13T	10.600 2T	10.500 7T	9.400 20T	9.600 20T	9.500 11T	59.000 9
10	4019	Gordon Thomas	MAC Gymnastics	9.200 16	8.900 17T	10.500 8T	9.700 7T	10.100 13T	10.200 3	58.600 10
11	4141	Sean Hansford	Metropolitan	9.700 10	8.800 21	10.100 11T	9.700 8T	10.500 6T	9.700 9T	58.500 11
12	4011	Joshua Waibel	Eastside Gymnastics	8.300 27	9.300 10	11.000 3	9.300 22T	10.500 7T	9.800 7T	58.200 12
13	4041	Eli Hoffman	Oregon Gymnastics	10.000 7T	9.600 8T	9.800 21	9.500 17T	10.100 14T	9.100 14T	58.100 13
14	4015	Roman Sydorhuck	Eastside Gymnastics	9.100 17T	9.200 11	9.900 18T	9.700 9T	10.300 11T	9.500 12T	57.700 14
15T	4047	Eamonn Coleman	Precision Elite	9.000 20T	8.000 25T	9.900 19T	9.300 23T	10.500 8T	9.800 8T	56.500 15T
16T	4013	Matthew Kokhan	Eastside Gymnastics	9.100 18T	8.900 18T	10.000 15T	9.500 18T	9.900 17	9.100 15T	56.500 16T
17	4065	Logan Blondin	SGA (Ballard)	8.100 28	8.900 19T	10.100 12T	9.000 26	10.600 5T	9.700 10T	56.400 17
18	4037	Younger Heringlake	Metropolitan	8.800 23T	10.100 5T	9.300 24T	9.600 13T	9.500 24T	9.000 16T	56.300 18
19	4028	Connor Simpson	Metropolitan	9.300 15	8.900 20T	10.000 16T	9.600 14T	10.000 15T	8.400 24	56.200 19
20	4058	Sterling Coburn	Riverside	9.500 12	8.000 26T	10.100 13T	9.700 10T	9.700 18	8.900 18T	55.900 20
21	4024	Aidan Desmarteau	Metropolitan	8.800 24T	9.100 13T	9.300 25T	9.500 19T	10.300 12T	8.500 23	55.500 21
22	4025	Anthony Costanti	Metropolitan	9.000 21T	9.100 14T	10.000 17T	9.100 25	9.100 26	9.000 17T	55.300 22
23	4053	Julian Morehouse	Riverside	8.900 22	8.300 23T	9.900 20T	9.200 24	9.400 25	8.900 19T	54.600 23
24	4029	Daniel Laine	Metropolitan	10.300 2T	9.000 16T	8.800 29	9.400 21T	8.800 29	7.800 27T	54.100 24
25	4014	Owen Leung	Eastside Gymnastics	8.500 26	8.300 24T	9.100 26T	9.600 15T	10.000 16T	7.800 28T	53.300 25

# 2016 Rose City Challenge BOYS

## Meet Results

Mar 4-5, 2016

Page: 2  
 Printed: 3/9/2016 22:51:18  
 Men / 4 / 7-8 yrs  
 Session: 1

Rank	Num	Name	Gym							AA
26	4033	Rafael Hilario	Metropolitan	9.100 19T	8.700 22	9.500 22	8.900 27T	8.700 30	7.700 29	52.600 26
27	4051	Matthew Fabyanchuk	Precision Elite	9.400 14T	7.300 29	8.500 30	9.700 11T	9.000 27	8.600 22	52.500 27
28	4068	Collin Scott	Summit Gymnastics	8.600 25	7.900 27	9.100 27T	8.700 30	9.600 21T	7.900 26	51.800 28
29	4046	Willem DeRidder	Oregon Gymnastics	8.000 29	7.000 31	9.400 23	8.600 31	8.900 28	8.300 25	50.200 29
30	4021	Ryan Plaat	MAC Gymnastics	7.400 31	7.200 30	9.000 28	8.800 29	9.600 22T	6.000 31	48.000 30
31	4022	Tristan Ashton	MAC Gymnastics	7.700 30	7.800 28	7.800 31	8.900 28T	8.200 31	7.300 30	47.700 31

# 2016 Rose City Challenge BOYS

## Meet Results

Mar 4-5, 2016







Page: 1

Printed: 3/9/2016 22:51:21

Men / 4 / 9-10 yrs

Session: 1

Judge's Signatures







Rank	Num	Name	Gym							AA
1	4032	Justin Yang	Metropolitan	10.700 1	10.600 1	11.000 1	10.000 2	10.500 1T	9.400 6T	62.200 1
2	4063	Jack Miller	SGA (Ballard)	9.100 8T	8.700 12T	10.200 5T	10.100 1	10.500 2T	10.400 1	59.000 2
3	4030	Griffin Walden	Metropolitan	9.900 3	9.200 7T	10.300 3T	9.400 12T	10.200 5	9.600 4T	58.600 3
4	4035	Samuel Pennington	Metropolitan	9.500 5	9.300 4T	10.200 6T	9.700 7T	10.500 3T	8.500 16T	57.700 4
5	4048	Gabriel Benischek	Precision Elite	10.400 2	9.300 5T	9.400 15T	9.600 9T	9.700 11	9.100 10T	57.500 5
6	4064	Lev Kochergin	SGA (Ballard)	9.000 10T	9.300 6T	9.900 9T	9.400 13T	10.100 6T	9.400 7T	57.100 6
7	4039	Benicio Thorne	Oregon Gymnastics	9.400 6	8.900 10T	10.200 7T	9.800 4T	10.000 9	8.600 15	56.900 7
8T	4043	Isaac Hoffman	Oregon Gymnastics	8.800 13	8.700 13T	10.200 8T	9.400 14T	10.300 4	9.100 11T	56.500 8T
9T	4004	Luke Banks	Athletic Edge	9.300 7	8.100 16	9.500 13T	9.700 8T	10.100 7T	9.800 3	56.500 9T
10	4059	Tate Hattenhauer	Riverside	9.100 9T	9.400 2T	9.800 11	9.400 15T	9.900 10	8.800 12T	56.400 10
11	4055	Raymond Raymond	Riverside	9.000 11T	9.400 3T	9.500 14T	9.500 11	9.400 14	9.400 8T	56.200 11
12	4017	Aidan Kilbane	MAC Gymnastics	9.700 4	9.200 8T	10.600 2	9.800 5T	9.000 17	7.800 18T	56.100 12
13	4057	Sawyer Baker	Riverside	8.000 19	9.000 9	9.900 10T	9.400 16T	9.600 12	9.600 5T	55.500 13
14	4061	Charles Cady	SGA (Ballard)	8.100 17T	8.900 11T	9.400 16T	9.200 20	9.300 15	10.200 2	55.100 14
15	4003	Jayden Bear	Athletic Edge	8.400 14	8.200 14T	9.600 12	9.800 6T	10.100 8T	8.800 13T	54.900 15
16	4042	Giles Norman	Oregon Gymnastics	9.000 12T	7.700 20	10.300 4T	9.900 3	8.600 19	9.200 9	54.700 16
17	4054	Milo Hunington	Riverside	8.300 15	8.200 15T	9.000 19	9.300 18T	9.500 13	8.500 17T	52.800 17
18	4067	Riley Keener	SGA (Ballard)	7.900 20	7.800 18T	9.200 18	9.600 10T	8.300 20	8.800 14T	51.600 18
19	4007	Alex Foxworth	Eastside Gymnastics	8.100 18T	8.000 17	9.300 17	9.400 17T	8.800 18	7.800 19T	51.400 19
20	4006	Tavin Fisher	Athletic Edge	8.200 16	7.800 19T	8.000 20T	9.300 19T	9.200 16	6.300 22	48.800 20
21	4005	Nikash Bajpai	Athletic Edge	7.500 22	7.100 22	8.000 21T	9.100 21	6.900 21T	6.600 20	45.200 21
22	4001	Asher Davis	Athletic Edge	7.800 21	7.200 21	7.000 22	8.700 22	6.900 22T	6.400 21	44.000 22

# 2016 Rose City Challenge BOYS

## Meet Results

Mar 4-5, 2016

Page: 1  
 Printed: 3/9/2016 22:51:24  
 Men / 4 / 11+ yrs  
 Session: 1  
 Judge's Signatures

Rank	Num	Name	Gym							AA
1	4050	Liam Dady	Precision Elite	10.700 1	10.000 2	11.000 1	9.800 2T	11.100 1	9.900 1	62.500 1
2	4049	Jason Dang	Precision Elite	10.600 2	9.200 4	10.400 2	9.800 3T	9.400 4	9.600 2T	59.000 2
3	4142	Cameron Anderson	Summit Gymnastics	10.200 3	9.100 5	9.900 3	10.000 1	10.100 2	9.000 5	58.300 3
4	4044	Jesse Hodgson	Oregon Gymnastics	9.100 6	10.300 1	9.400 5	9.600 4T	9.900 3	9.600 3T	57.900 4
5	4056	Reece Holycross	Riverside	9.500 5	9.800 3	9.700 4	9.600 5T	9.000 5	9.200 4	56.800 5
6	4000	Daniel Rodriguez	Athletic Edge	9.900 4	8.500 6	9.100 6	9.600 6T	8.600 6	8.000 6	53.700 6