

2016 Rose City Challenge BOYS

Team Results







Mar 4-5, 2016

Page: 1

Printed: 3/4/2016 2:57:56 PM

Men / 4 / All Ages

Session: 2

Rank	Gym	Team	Score						
1	Black Hills	*	188.200	32.600	28.900	33.800	28.500	31.900	32.500
				1	4	1	1	1	1
	4075	Ethan Jacobsen		11.000	10.200	11.400		10.500	
	4074	Cameron Ross		10.900				10.600	
	4079	Jacob Crawford		10.700		11.200			11.100
	4080	Landon James			9.400		9.400		
	4082	Remmington Meredith			9.300		9.500	10.800	
	4081	Michael Redd				11.200	9.600		10.300
	4072	Brandon Free							11.100
2	Cascade Elite	*	186.400	30.500	31.700	32.900	28.200	31.000	32.100
				4	1	2	2	3	2
	4092	Nelson Krahn		10.900		11.000	9.600		11.100
	4090	Levi Peterson		10.100			9.100		
	4095	Viktor Bury		9.500	10.500	10.900		10.300	
	4094	Ulysses Klebeck			10.800		9.500	10.400	10.300
	4093	Sawyer Keay			10.400			10.300	10.700
	4089	Kelvin Strickland				11.000			
3	OMEGA	*	181.200	30.400	31.000	32.500	28.000	31.800	27.500
				5T	2	3	5	2	6
	4120	Heinrich Carey		10.300	10.200	10.700	9.300		
	4118	Chase Connell		10.300					
	4124	Owen Puttman		9.800		11.100			
	4123	Jaxon Eastwood			10.900		9.300	10.800	9.900
	4125	Tanner King			9.900				
	4119	Everett Clough				10.700		10.500	
	4126	Tyler Jordan					9.400		
	4121	J.J. Lennon						10.500	8.900
	4122	Jack Sturman							8.700
4	VEGA	*	180.300	31.200	30.500	31.900	28.100	30.100	28.500
				2	3	5	3T	5	4
	4139	Rey Notarte		10.700	10.500	10.700	9.500	9.900	9.400
	4136	Joey Donnelley		10.300	10.200	11.100	9.400	10.500	9.700
	4137	Jordan Sanchez		10.200	9.800		9.200		
	4135	Cooper Cohen				10.100		9.700	
	4140	Spenser Hays							9.400

2016 Rose City Challenge BOYS

Team Results







Mar 4-5, 2016

Page: 2

Printed: 3/4/2016 2:57:56 PM

Men / 4 / All Ages







Session: 2

Rank	Gym	Team	Score						
5	USGA	*	176.300	30.400 6T	28.300 5	32.200 4	27.300 7T	29.000 7	29.100 3
	4130	Ian Drago		10.800	10.500	11.200	9.400	9.800	9.800
	4129	Calvin Parker		10.000		10.700	9.200		9.400
	4132	Josiah Downs		9.600	8.900		8.700	9.500	9.900
	4131	Isaiah Schnurstein			8.900	10.300			
	4133	Tyler Aguirre						9.700	
6	Emerald City	*	175.000	31.100 3	28.100 6	31.400 7	27.300 8T	30.600 4	26.500 7
	4105	Trevor Sooy		10.500		10.400			
	4099	Jack Kaskel		10.400		10.600	9.100	10.200	9.400
	4097	Brandon Weisman		10.200	9.000		9.000	10.300	8.600
	4098	Dominic Barnebey			9.700	10.400		10.100	8.500
	4103	Ryan Cherenzia			9.400		9.200		
7	National Academy	*	174.100	30.000 7	27.600 7	31.700 6	28.100 4T	29.100 6	27.600 5
	4114	Peter Tangmongkolsuk		10.900	8.700				9.800
	4115	Seth Willett		9.600	8.900	10.600	9.400	9.400	9.300
	4113	Jan Bremer		9.500	10.000	10.400	9.300	9.800	8.500
	4112	Francis Anderson_Blanke				10.700		9.900	
	4110	Baker Noe					9.400		
8	Metro Gymnastics	*	161.300	26.400 9	26.000 8	30.200 8	27.400 6	27.900 9	23.400 9
	4107	Ashton Mahaffey		9.000	9.300	9.700	9.300	9.400	7.200
	4106	Alex Tam		9.000	8.300		9.100		
	4108	Owen Feinblatt		8.400		10.300		9.700	8.600
	4109	Spencer Black			8.400	10.200	9.000	8.800	7.600
9	Bainbridge Island	*	159.800	27.500 8	25.200 9	29.200 9	25.100 9	28.000 8	24.800 8
	4071	Roland Koch		9.400	8.600	10.600	8.300	9.600	7.300
	4069	Charlie Phillips		9.400	7.600	9.100	8.900	8.400	7.900
	4070	Leo Koch		8.700	9.000	9.500	7.900	10.000	9.600
10	Oregon Olympic	*	113.300	19.000 10	18.500 10	20.800 10	18.200 10	19.300 10	17.500 10
	4127	Hastin Liebman		9.700	9.500	10.800	9.300	9.000	8.500
	4128	Sawyer Miller		9.300	9.000	10.000	8.900	10.300	9.000

2016 Rose City Challenge BOYS

Team Results

Mar 4-5, 2016

Rank	Gym	Team	Score						
11	Northpointe Gymnasti	*	56.100	10.000	9.500	9.800	9.400	9.200	8.200
	4116 Giovanni Ferguson			11	11T	12	11	12	12
				10.000	9.500	9.800	9.400	9.200	8.200
12	Olympic Gymnastics	*	55.600	8.000	9.500	10.800	7.300	9.800	10.200
	4117 JP Bray			12	12T	11	12	11	11
				8.000	9.500	10.800	7.300	9.800	10.200

2016 Rose City Challenge BOYS

Meet Results







Mar 4-5, 2016

Page: 1
Printed: 3/4/2016 2:58:08 PM

Men / 4 / All Ages

Session: 2

Judge's Signatures

Rank	Num	Name	Gym							AA
1	4075	Ethan Jacobsen	Black Hills	11.000 1	10.200 7T	11.400 1	9.100 24T	10.500 4T	10.200 7T	62.400 1
2	4079	Jacob Crawford	Black Hills	10.700 6T	9.200 27T	11.200 2T	9.000 32T	10.500 5T	11.100 1T	61.700 2
3T	4130	Ian Drago	USGA	10.800 5	10.500 3T	11.200 3T	9.400 6T	9.800 33T	9.800 13T	61.500 3T
4T	4092	Nelson Krahn	Cascade Elite	10.900 2T	8.900 38T	11.000 8T	9.600 1T	10.000 24T	11.100 2T	61.500 4T
5	4136	Joey Donnelley	VEGA	10.300 11T	10.200 8T	11.100 5T	9.400 7T	10.500 6T	9.700 15	61.200 5
6T	4082	Remmington Meredith	Black Hills	10.300 12T	9.300 25T	11.000 9T	9.500 4*	10.800 1T	10.200 8T	61.100 6T
7T	4094	Ulysses Klebeck	Cascade Elite	9.400 37T	10.800 2	10.700 17T	9.500 3*	10.400 10	10.300 5T	61.100 7T
8	4123	Jaxon Eastwood	OMEGA	9.700 24T	10.900 1	10.300 36T	9.300 13T	10.800 2T	9.900 11T	60.900 8
9T	4074	Cameron Ross	Black Hills	10.900 3T	9.100 30T	10.900 12T	9.200 19T	10.600 3	10.000 10	60.700 9T
10T	4139	Rey Notarte	VEGA	10.700 7T	10.500 4T	10.700 18T	9.500 5T	9.900 29T	9.400 19T	60.700 10T
11	4081	Michael Redd	Black Hills	9.700 25T	9.100 31T	11.200 4T	9.600 2T	10.100 21T	10.300 6T	60.000 11
12	4080	Landon James	Black Hills	10.500 8T	9.400 23T	10.900 13T	9.400 8T	10.000 25T	9.400 20T	59.600 12
13T	4072	Brandon Free	Black Hills	9.700 26T	8.600 46T	11.100 6T	9.100 25T	9.600 41T	11.100 3T	59.200 13T
14T	4095	Viktor Bury	Cascade Elite	9.500 33T	10.500 5T	10.900 14T	9.000 33T	10.300 11T	9.000 27T	59.200 14T
15T	4120	Heinrich Carey	OMEGA	10.300 13T	10.200 9T	10.700 19T	9.300 14T	10.200 16T	8.500 38T	59.200 15T
16	4099	Jack Kaskel	Emerald City	10.400 10	8.800 42T	10.600 25T	9.100 26T	10.200 17T	9.400 21T	58.500 16
17	4124	Owen Puttman	OMEGA	9.800 21T	9.700 16T	11.100 7T	9.100 27T	10.000 26T	8.600 34T	58.300 17
18	4119	Everett Clough	OMEGA	9.500 34T	9.800 13T	10.700 20T	9.100 28T	10.500 7T	8.600 35T	58.200 18
19T	4073	Caleb Leifker	Black Hills	10.100 17T	8.600 47T	11.000 10T	8.900 38T	10.200 18T	9.100 26	57.900 19T
20T	4083	Tristan Merritt_Petersen	Black Hills	9.200 46T	9.200 28T	10.700 21T	8.700 54T	10.500 8T	9.600 16T	57.900 20T
21	4121	J.J. Lennon	OMEGA	9.800 22T	9.100 32T	10.400 31T	9.000 34T	10.500 9T	8.900 29T	57.700 21
22	4093	Sawyer Key	Cascade Elite	8.400 61T	10.400 6	8.900 60	8.900 39T	10.300 12T	10.700 4	57.600 22
23T	4118	Chase Connell	OMEGA	10.300 14T	9.800 14T	10.600 26T	8.900 40T	10.100 22T	7.800 53T	57.500 23T
24T	4113	Jan Bremer	National Academy	9.500 35T	10.000 10T	10.400 32T	9.300 15T	9.800 34T	8.500 39T	57.500 24T

2016 Rose City Challenge BOYS

Meet Results






Mar 4-5, 2016

Page: 2

Printed: 3/4/2016 2:58:09 PM

Men / 4 / All Ages

Session: 2

Rank	Num	Name	Gym							AA
25	4125	Tanner King	OMEGA	9.800 23T	9.900 12	10.700 22T	8.500 58T	10.200 19T	8.300 43T	57.400 25
26	4115	Seth Willett	National Academy	9.600 30T	8.900 39T	10.600 27T	9.400 9T	9.400 47T	9.300 24	57.200 26
27	4086	Cameron Falk	Cascade Elite	9.400 38T	8.400 54T	10.600 28T	8.900 41T	10.200 20T	9.500 18	57.000 27
28	4098	Dominic Barnebey	Emerald City	9.400 39T	9.700 17T	10.400 33T	8.800 49T	10.100 23T	8.500 40T	56.900 28
29T	4114	Peter Tangmongkolsuk	National Academy	10.900 4T	8.700 44T	9.800 47T	9.300 17*	8.300 64	9.800 14T	56.800 29T
30T	4127	Hastin Liebman	Oregon Olympic	9.700 27*	9.500 18T	10.800 15T	9.300 16*	9.000 54	8.500 41T	56.800 30T
31T	4129	Calvin Parker	USGA	10.000 19T	8.400 55T	10.700 23T	9.200 20T	9.100 52T	9.400 22T	56.800 31T
32T	4084	Zachary Roach	Black Hills	9.700 28*	9.200 29T	9.900 45T	9.000 35T	9.800 35T	9.200 25	56.800 32T
33T	4128	Sawyer Miller	Oregon Olympic	9.300 43T	9.000 33T	10.000 44	8.900 42T	10.300 13T	9.000 28T	56.500 33T
34T	4122	Jack Sturman	OMEGA	9.600 31T	9.500 19T	10.100 42T	8.800 50T	9.800 36T	8.700 33	56.500 34T
35	4088	Jakob Shteynberg	Cascade Elite	9.300 44T	10.000 11T	9.600 51T	8.300 63T	10.300 14T	8.900 30T	56.400 35
36	4105	Trevor Sooy	Emerald City	10.500 9T	8.500 50T	10.400 34T	8.900 43T	9.900 30T	8.100 48T	56.300 36
37T	4097	Brandon Weisman	Emerald City	10.200 16*	9.000 34*	9.000 59	9.000 36T	10.300 15T	8.600 36T	56.100 37T
38T	4090	Levi Peterson	Cascade Elite	10.100 18T	9.000 35*	10.200 40T	9.100 29T	9.600 42T	8.100 49T	56.100 38T
39T	4137	Jordan Sanchez	VEGA	10.200 15*	9.800 15T	9.700 49T	9.200 21T	9.500 44T	7.700 57	56.100 39T
40T	4116	Giovanni Ferguson	Northpointe Gymnasti	10.000 20T	9.500 20T	9.800 48T	9.400 10T	9.200 51	8.200 46T	56.100 40T
41T	4103	Ryan Cherenzia	Emerald City	9.300 45T	9.400 24T	10.300 37T	9.200 22T	10.000 27T	7.800 54T	56.000 41T
42T	4132	Josiah Downs	USGA	9.600 32T	8.900 40T	9.400 56	8.700 55T	9.500 45T	9.900 12T	56.000 42T
43	4089	Kelvin Strickland	Cascade Elite	9.100 49T	8.400 56T	11.000 11T	8.500 59T	9.900 31T	8.800 32	55.700 43
44	4117	JP Bray	Olympic Gymnastics	8.000 65	9.500 21T	10.800 16T	7.300 67	9.800 37T	10.200 9T	55.600 44
45	4078	Jack Shaffer	Black Hills	8.900 57	8.500 51T	10.400 35T	8.900 44T	9.500 46T	8.900 31T	55.100 45
46T	4112	Francis Anderson_Blankens	National Academy	9.000 52T	8.200 60	10.700 24T	8.900 45T	9.900 32T	8.300 44T	55.000 46T
47T	4135	Cooper Cohen	VEGA	9.700 29T	8.700 45T	10.100 43T	8.600 56T	9.700 38T	8.200 47T	55.000 47T
48	4070	Leo Koch	Bainbridge Island	8.700 58	9.000 36T	9.500 54T	7.900 66	10.000 28T	9.600 17T	54.700 48

2016 Rose City Challenge BOYS

Meet Results







Mar 4-5, 2016

Page: 3

Printed: 3/4/2016 2:58:09 PM

Men / 4 / All Ages

Session: 2

Rank	Num	Name	Gym							AA
49	4131	Isaiah Schnurstein	USGA	9.400 40T	8.900 41T	10.300 38T	8.400 61T	9.300 49T	8.100 50T	54.400 49
50	4107	Ashton Mahaffey	Metro Gymnastics	9.000 53T	9.300 26T	9.700 50T	9.300 18T	9.400 48T	7.200 62T	53.900 50
51	4071	Roland Koch	Bainbridge Island	9.400 41T	8.600 48T	10.600 29T	8.300 64T	9.600 43T	7.300 61	53.800 51
52T	4133	Tyler Aguirre	USGA	9.200 47T	8.800 43T	9.900 46T	8.600 57T	9.700 39T	7.500 59*	53.700 52T
53T	4126	Tyler Jordan	OMEGA	9.500 36T	8.600 49T	9.600 52T	9.400 11T	9.100 53T	7.500 60*	53.700 53T
54	4108	Owen Feinblatt	Metro Gymnastics	8.400 62T	7.700 63	10.300 39T	8.800 51T	9.700 40T	8.600 37T	53.500 54
55T	4138	Noah Mills	VEGA	8.500 60*	9.000 37T	9.600 53T	8.900 46T	8.600 60*	7.800 55T	52.400 55T
56T	4140	Spenser Hays	VEGA	8.500 59*	8.300 58T	8.800 61T	8.800 52T	8.600 59*	9.400 23T	52.400 56T
57	4109	Spencer Black	Metro Gymnastics	8.300 63	8.400 57T	10.200 41T	9.000 37T	8.800 58	7.600 58	52.300 57
58T	4110	Baker Noe	National Academy	9.000 54T	7.800 62	9.500 55T	9.400 12T	8.400 62T	7.900 51T	52.000 58T
59T	4085	Aidan Ekenayake	Cascade Elite	9.100 50T	8.000 61	8.700 63T	9.100 30T	9.300 50T	7.800 56T	52.000 59T
60	4096	William Zelter	Cascade Elite	9.200 48T	8.500 52T	10.600 30T	8.900 47T	7.500 68	7.200 63T	51.900 60
61	4069	Charlie Phillips	Bainbridge Island	9.400 42T	7.600 64	9.100 58	8.900 48T	8.400 63T	7.900 52T	51.300 61
62	4134	Andrew Dickson	VEGA	9.100 51T	9.500 22T	7.900 66	9.200 23T	8.900 55T	6.300 66	50.900 62
63	4091	Maxim Lukin	Cascade Elite	9.000 55T	8.500 53T	9.200 57	8.500 60T	8.500 61	6.600 65	50.300 63
64	4111	Blake Angeletta	National Academy	8.100 64	7.500 65T	8.800 62T	8.400 62T	8.900 56T	8.300 45T	50.000 64
65	4106	Alex Tam	Metro Gymnastics	9.000 56T	8.300 59T	8.600 65	9.100 31T	7.700 67	7.100 64	49.800 65
66	4100	Jelen Alaric	Emerald City	7.600 66	6.900 67	8.700 64T	8.000 65	8.900 57T	8.400 42	48.500 66
67	4102	Leonard Oliver	Emerald City	6.500 67	6.800 68	7.200 67	8.800 53T	8.200 65	4.700 68	42.200 67
68	4104	Thomas McLaughlin	Emerald City	6.200 68	7.500 66T	6.400 68	1.000 68	7.800 66	5.700 67	34.600 68