

# 2016 Rose City Challenge BOYS

## Team Results







Mar 4-5, 2016

Page: 1

Printed: 3/5/2016 9:24:20 PM

Men / 8 / All Ages

Session: 8

Rank	Gym	Team	Score						
1	Metropolitan	*	212.950	37.400 1	36.200 2	34.500 2	36.250 1	37.400 1	31.200 1T
	8031 Emanuel Grib			12.950	11.950	11.450	12.050	11.950	10.550
	8030 Cole Shelly			12.350	12.150		12.000		
	8034 Nikolas Ioannou			12.100	12.100	11.450		12.800	10.350
	8032 Eric Markov					11.600	12.200		10.300
	8033 Kyle Bender							12.650	
2	Eastside Gymnastics	*	205.650	34.400 5	34.700 4	34.700 1	35.100 4	35.550 2	31.200 2T
	8016 Sebastian Kane			11.650	11.450	12.050	11.900	12.250	12.100
	8018 Xander Agate			11.550	11.400		11.850	11.850	8.300
	8017 Steffan Olson			11.200			11.350	11.450	
	8013 Dante Hays				11.850	11.500			10.800
	8014 Michael Buckley					11.150			
3	Cascade Elite	*	204.200	36.750 2	35.100 3	33.800 3	34.250 5	34.550 4	29.750 4
	8005 Cade Tanaka			12.950	12.050		11.600	12.000	
	8008 Zachary Lindstrom			12.000	11.250	11.200	11.350		9.850
	8006 Drake Miesel			11.800	11.800	11.750	11.300	11.600	9.850
	8007 Tyler Miesel					10.850		10.950	10.050
4	National Academy	*	199.200	34.900 4	37.000 1	29.000 5	35.200 2	32.950 5	30.150 3
	8035 Ethan Phan			12.050		9.400		11.000	
	8000 Henry Parette			11.850	11.850		11.400	10.500	10.150
	8037 Seth Rabacal			11.000	12.850	9.900	11.800	11.450	10.100
	8036 Malakai Gaines				12.300	9.700	12.000		9.900
5	Denali Gymnastics	*	197.500	35.650 3	32.400 5	33.300 4	35.150 3	34.750 3	26.250 5
	8009 Andrew Layman			13.000	11.850	11.300	12.650	11.350	9.100
	8012 Jameson Hoffman			12.050	10.850	11.450	11.800	11.750	8.450
	8011 Jacob Walther			10.600	9.700	10.550	10.700	11.650	8.700
6	Black Hills	*	139.700	24.250 6	24.700 6	23.150 6	23.050 7	25.100 6	19.450 7
	8003 Everett O'Donnell			12.850	12.550	11.950	11.500	12.900	9.050
	8004 Jesse Daniels			11.400	12.150	11.200	11.550	12.200	10.400

# 2016 Rose City Challenge BOYS

## Team Results







Mar 4-5, 2016

Page: 2

Printed: 3/5/2016 9:24:20 PM

Men / 8 / All Ages







Session: 8

Rank	Gym	Team	Score						
7	Westside Gymnastics	*	128.900	22.650 8	20.200 8T	21.100 8	22.150 9	23.000 7	19.800 6
	8045 Erik Liang			12.000	12.500	10.350	11.200	11.550	9.750
	8046 Sean McCann			10.650	7.700	10.750	10.950	11.450	10.050
8	MAC Gymnastics	*	128.150	23.450 7	20.200 9T	23.000 7	23.250 6	20.750 9	17.500 9
	8026 Adam Wolfe			12.150	11.000	11.500	12.050	9.050	9.650
	8028 Mitchell Burke			11.300	9.200	11.500	11.200	11.700	7.850
9	VEGA	*	124.400	21.100 9	22.700 7	20.350 10	22.650 8	21.500 8	16.100 10
	8044 Zachary Murray			11.800	13.800	10.650	11.900	11.650	9.150
	8043 Nathaniel Davis			9.300	8.900	9.700	10.750	9.850	6.950
10	Emerald City	*	93.500	11.900 12	19.350 10	20.850 9	12.100 11	11.350 12	17.950 8
	8021 Sebastian Chai			11.900	10.350	10.400	12.100	11.350	9.400
	8020 Max Luna				9.000	10.450			8.550
11	Lee's United Gym.	*	69.250	13.100 10	11.350 11	11.300 13	12.150 10	11.250 13	10.100 13
	8024 Ian Joseph			13.100	11.350	11.300	12.150	11.250	10.100
12	Oregon Gymnastics	*	67.650	12.300 11	10.000 14	11.550 12	11.700 13T	12.100 10	10.000 14
	8038 Jacob Small			12.300	10.000	11.550	11.700	12.100	10.000
13	Bainbridge Island	*	66.450	11.450 14	10.950 13	10.300 17	11.400 15	12.050 11	10.300 12
	8002 Kiernan Liberman			11.450	10.950	10.300	11.400	12.050	10.300
14	Madison Gymnastics	*	64.750	10.200 17	11.250 12	10.650 15	11.800 12	10.050 14	10.800 11
	8029 Zackrey Lerwill			10.200	11.250	10.650	11.800	10.050	10.800
15	Oregon Olympic	*	56.500	10.750 15	6.600 16	10.350 16	11.200 17	9.400 15T	8.200 15
	8040 Mateo Garza			10.750	6.600	10.350	11.200	9.400	8.200

# 2016 Rose City Challenge BOYS

## Team Results

Mar 4-5, 2016

Rank	Gym	Team	Score						
16	Gym Nest	*	51.200	10.550 16	8.900 15	11.200 14	11.350 16	9.200 17	0.000 16T
	8023 Keegan Proctor			10.550	8.900	11.200	11.350	9.200	
17	Gem State Gymnastics	*	44.600	11.700 13	0.000 17	11.800 11	11.700 14T	9.400 16T	0.000 17T
	8022 Jace Snow			11.700		11.800	11.700	9.400	

# 2016 Rose City Challenge BOYS

## Meet Results

Mar 4-5, 2016







Page: 1

Printed: 3/5/2016 9:24:29 PM

Men / 8 / Age 10-12

Session: 8

Judge's Signatures

Rank	Num	Name	Gym							AA
1	8016	Sebastian Kane	Eastside Gymnastics	11.650 14	11.450 15	12.050 1	11.900 7T	12.250 4	12.100 1	71.400 1
2	8031	Emanuel Grib	Metropolitan	12.950 2	11.950 9	11.450 7T	12.050 3T	11.950 6T	10.550 3	70.900 2
3	8003	Everett O'Donnell	Black Hills	12.850 3	12.550 3	11.950 2	11.500 14	12.900 1	9.050 17	70.800 3
4	8034	Nikolas Ioannou	Metropolitan	12.100 6	12.100 8	11.450 8T	11.700 12	12.800 2	10.350 5	70.500 4
5	8032	Eric Markov	Metropolitan	11.800 10T	11.750 13	11.600 4	12.200 2	11.950 7T	10.300 6T	69.600 5
6	8009	Andrew Layman	Denali Gymnastics	13.000 1	11.850 10T	11.300 10	12.650 1	11.350 14T	9.100 16	69.250 6
7	8030	Cole Shelly	Metropolitan	12.350 4	12.150 6T	11.250 11	12.000 5T	11.350 15T	9.950 9	69.050 7
8	8044	Zachary Murray	VEGA	11.800 11T	13.800 1	10.650 14	11.900 8T	11.650 10	9.150 15	68.950 8
9	8004	Jesse Daniels	Black Hills	11.400 16	12.150 7T	11.200 12	11.550 13	12.200 5	10.400 4	68.900 9
10	8033	Kyle Bender	Metropolitan	11.750 13	11.350 17	10.950 13	11.450 15	12.650 3	10.300 7T	68.450 10
11	8006	Drake Miesel	Cascade Elite	11.800 12T	11.800 12	11.750 3	11.300 16	11.600 11	9.850 11	68.100 11
12	8045	Erik Liang	Westside Gymnastics	12.000 9	12.500 4	10.350 15	11.200 17	11.550 12	9.750 12	67.350 12
13	8037	Seth Rabacal	National Academy	11.000 17	12.850 2	9.900 17	11.800 10T	11.450 13	10.100 8	67.100 13
14	8012	Jameson Hoffman	Denali Gymnastics	12.050 7T	10.850 19	11.450 9T	11.800 11T	11.750 9	8.450 18	66.350 14
15	8026	Adam Wolfe	MAC Gymnastics	12.150 5	11.000 18	11.500 5T	12.050 4T	9.050 19	9.650 13	65.400 15
16	8018	Xander Agate	Eastside Gymnastics	11.550 15	11.400 16	10.150 16	11.850 9	11.850 8	8.300 19	65.100 16
17T	8036	Malakai Gaines	National Academy	10.900 18	12.300 5	9.700 18T	12.000 6T	9.400 18	9.900 10	64.200 17T
18T	8035	Ethan Phan	National Academy	12.050 8T	11.550 14	9.400 20	10.850 18	11.000 16	9.350 14	64.200 18T
19	8043	Nathaniel Davis	VEGA	9.300 19	8.900 20	9.700 19T	10.750 19	9.850 17	6.950 20	55.450 19
20	8013	Dante Hays	Eastside Gymnastics	0.000 20	11.850 11T	11.500 6T	0.000 20	0.000 20	10.800 2	34.150 20

# 2016 Rose City Challenge BOYS

## Event Results - Floor

Mar 4-5, 2016

Page: 1

Printed: 3/5/2016 9:24:38 PM

Men / 8 / Age 10-12

Session: 8



Rank	Num	Name	Gym	Start	Score	Out
1	8009	Andrew Layman	Denali Gymnastics	13.700	13.000	0.000
2	8031	Emanuel Grib	Metropolitan	13.700	12.950	0.050
3	8003	Everett O'Donnell	Black Hills	14.100	12.850	0.150
4	8030	Cole Shelly	Metropolitan	13.500	12.350	0.650
5	8026	Adam Wolfe	MAC Gymnastics	13.300	12.150	0.850
6	8034	Nikolas Ioannou	Metropolitan	13.400	12.100	0.900
7T	8012	Jameson Hoffman	Denali Gymnastics	13.200	12.050	0.950
8T	8035	Ethan Phan	National Academy	13.500	12.050	0.950
9	8045	Erik Liang	Westside Gymnastics	13.600	12.000	1.000
10T	8032	Eric Markov	Metropolitan	13.300	11.800	1.200
11T	8044	Zachary Murray	VEGA	13.300	11.800	1.200
12T	8006	Drake Miesel	Cascade Elite	12.900	11.800	1.200
13	8033	Kyle Bender	Metropolitan	13.200	11.750	1.250
14	8016	Sebastian Kane	Eastside Gymnastics	13.900	11.650	1.350
15	8018	Xander Agate	Eastside Gymnastics	13.100	11.550	1.450
16	8004	Jesse Daniels	Black Hills	13.100	11.400	1.600
17	8037	Seth Rabacal	National Academy	13.300	11.000	2.000
18	8036	Malakai Gaines	National Academy	13.500	10.900	2.100
19	8043	Nathaniel Davis	VEGA	13.300	9.300	3.700
20	8013	Dante Hays	Eastside Gymnastics	0.000	0.000	13.000

# 2016 Rose City Challenge BOYS

## Event Results - Pommel

Mar 4-5, 2016

Page: 1  
Printed: 3/5/2016 9:24:43 PM  
Men / 8 / Age 10-12  
Session: 8



Rank	Num	Name	Gym	Start	Score	Out
1	8044	Zachary Murray	VEGA	14.300	13.800	0.000
2	8037	Seth Rabacal	National Academy	14.200	12.850	0.950
3	8003	Everett O'Donnell	Black Hills	13.900	12.550	1.250
4	8045	Erik Liang	Westside Gymnastics	13.700	12.500	1.300
5	8036	Malakai Gaines	National Academy	14.200	12.300	1.500
6T	8030	Cole Shelly	Metropolitan	13.400	12.150	1.650
7T	8004	Jesse Daniels	Black Hills	13.400	12.150	1.650
8	8034	Nikolas Ioannou	Metropolitan	13.900	12.100	1.700
9	8031	Emanuel Grib	Metropolitan	13.300	11.950	1.850
10T	8009	Andrew Layman	Denali Gymnastics	13.100	11.850	1.950
11T	8013	Dante Hays	Eastside Gymnastics	13.800	11.850	1.950
12	8006	Drake Miesel	Cascade Elite	12.700	11.800	2.000
13	8032	Eric Markov	Metropolitan	14.000	11.750	2.050
14	8035	Ethan Phan	National Academy	14.900	11.550	2.250
15	8016	Sebastian Kane	Eastside Gymnastics	13.400	11.450	2.350
16	8018	Xander Agate	Eastside Gymnastics	12.700	11.400	2.400
17	8033	Kyle Bender	Metropolitan	13.800	11.350	2.450
18	8026	Adam Wolfe	MAC Gymnastics	12.000	11.000	2.800
19	8012	Jameson Hoffman	Denali Gymnastics	11.900	10.850	2.950
20	8043	Nathaniel Davis	VEGA	13.700	8.900	4.900

# 2016 Rose City Challenge BOYS

## Event Results - Rings

Mar 4-5, 2016

Page: 1  
Printed: 3/5/2016 9:24:47 PM  
Men / 8 / Age 10-12  
Session: 8



Rank	Num	Name	Gym	Start	Score	Out
1	8016	Sebastian Kane	Eastside Gymnastics	12.900	12.050	0.000
2	8003	Everett O'Donnell	Black Hills	13.200	11.950	0.100
3	8006	Drake Miesel	Cascade Elite	12.400	11.750	0.300
4	8032	Eric Markov	Metropolitan	12.500	11.600	0.450
5T	8026	Adam Wolfe	MAC Gymnastics	11.900	11.500	0.550
6T	8013	Dante Hays	Eastside Gymnastics	12.600	11.500	0.550
7T	8031	Emanuel Grib	Metropolitan	12.400	11.450	0.600
8T	8034	Nikolas Ioannou	Metropolitan	12.400	11.450	0.600
9T	8012	Jameson Hoffman	Denali Gymnastics	12.200	11.450	0.600
10	8009	Andrew Layman	Denali Gymnastics	12.200	11.300	0.750
11	8030	Cole Shelly	Metropolitan	12.400	11.250	0.800
12	8004	Jesse Daniels	Black Hills	12.900	11.200	0.850
13	8033	Kyle Bender	Metropolitan	12.500	10.950	1.100
14	8044	Zachary Murray	VEGA	12.500	10.650	1.400
15	8045	Erik Liang	Westside Gymnastics	12.400	10.350	1.700
16	8018	Xander Agate	Eastside Gymnastics	13.200	10.150	1.900
17	8037	Seth Rabacal	National Academy	13.000	9.900	2.150
18T	8036	Malakai Gaines	National Academy	13.200	9.700	2.350
19T	8043	Nathaniel Davis	VEGA	12.400	9.700	2.350
20	8035	Ethan Phan	National Academy	12.400	9.400	2.650

# 2016 Rose City Challenge BOYS

## Event Results - Vault

Mar 4-5, 2016

Page: 1  
Printed: 3/5/2016 9:24:52 PM  
Men / 8 / Age 10-12  
Session: 8



Rank	Num	Name	Gym	Start	Score	Out
1	8009	Andrew Layman	Denali Gymnastics	13.600	12.650	0.000
2	8032	Eric Markov	Metropolitan	12.600	12.200	0.450
3T	8031	Emanuel Grib	Metropolitan	12.800	12.050	0.600
4T	8026	Adam Wolfe	MAC Gymnastics	12.800	12.050	0.600
5T	8030	Cole Shelly	Metropolitan	12.800	12.000	0.650
6T	8036	Malakai Gaines	National Academy	12.800	12.000	0.650
7T	8016	Sebastian Kane	Eastside Gymnastics	12.800	11.900	0.750
8T	8044	Zachary Murray	VEGA	12.200	11.900	0.750
9	8018	Xander Agate	Eastside Gymnastics	12.200	11.850	0.800
10T	8037	Seth Rabacal	National Academy	12.800	11.800	0.850
11T	8012	Jameson Hoffman	Denali Gymnastics	13.010	11.800	0.850
12	8034	Nikolas Ioannou	Metropolitan	12.400	11.700	0.950
13	8004	Jesse Daniels	Black Hills	12.000	11.550	1.100
14	8003	Everett O'Donnell	Black Hills	11.800	11.500	1.150
15	8033	Kyle Bender	Metropolitan	12.400	11.450	1.200
16	8006	Drake Miesel	Cascade Elite	12.000	11.300	1.350
17	8045	Erik Liang	Westside Gymnastics	12.000	11.200	1.450
18	8035	Ethan Phan	National Academy	12.800	10.850	1.800
19	8043	Nathaniel Davis	VEGA	12.800	10.750	1.900
20	8013	Dante Hays	Eastside Gymnastics	0.000	0.000	12.650



# 2016 Rose City Challenge BOYS

## Event Results - P Bars

Mar 4-5, 2016

Page: 1  
Printed: 3/5/2016 9:24:57 PM  
Men / 8 / Age 10-12  
Session: 8



Rank	Num	Name	Gym	Start	Score	Out
1	8003	Everett O'Donnell	Black Hills	13.400	12.900	0.000
2	8034	Nikolas Ioannou	Metropolitan	13.300	12.800	0.100
3	8033	Kyle Bender	Metropolitan	13.400	12.650	0.250
4	8016	Sebastian Kane	Eastside Gymnastics	13.800	12.250	0.650
5	8004	Jesse Daniels	Black Hills	13.000	12.200	0.700
6T	8031	Emanuel Grib	Metropolitan	13.300	11.950	0.950
7T	8032	Eric Markov	Metropolitan	13.200	11.950	0.950
8	8018	Xander Agate	Eastside Gymnastics	13.200	11.850	1.050
9	8012	Jameson Hoffman	Denali Gymnastics	13.000	11.750	1.150
10	8044	Zachary Murray	VEGA	13.200	11.650	1.250
11	8006	Drake Miesel	Cascade Elite	12.500	11.600	1.300
12	8045	Erik Liang	Westside Gymnastics	12.800	11.550	1.350
13	8037	Seth Rabacal	National Academy	13.200	11.450	1.450
14T	8009	Andrew Layman	Denali Gymnastics	13.500	11.350	1.550
15T	8030	Cole Shelly	Metropolitan	13.100	11.350	1.550
16	8035	Ethan Phan	National Academy	14.100	11.000	1.900
17	8043	Nathaniel Davis	VEGA	13.300	9.850	3.050
18	8036	Malakai Gaines	National Academy	12.600	9.400	3.500
19	8026	Adam Wolfe	MAC Gymnastics	11.500	9.050	3.850
20	8013	Dante Hays	Eastside Gymnastics	0.000	0.000	12.900

# 2016 Rose City Challenge BOYS

## Event Results - H Bar

Mar 4-5, 2016

Page: 1  
Printed: 3/5/2016 9:25:02 PM  
Men / 8 / Age 10-12  
Session: 8



Rank	Num	Name	Gym	Start	Score	Out
1	8016	Sebastian Kane	Eastside Gymnastics	12.600	12.100	0.000
2	8013	Dante Hays	Eastside Gymnastics	12.000	10.800	1.300
3	8031	Emanuel Grib	Metropolitan	12.400	10.550	1.550
4	8004	Jesse Daniels	Black Hills	11.700	10.400	1.700
5	8034	Nikolas Ioannou	Metropolitan	12.200	10.350	1.750
6T	8032	Eric Markov	Metropolitan	12.200	10.300	1.800
7T	8033	Kyle Bender	Metropolitan	12.400	10.300	1.800
8	8037	Seth Rabacal	National Academy	12.200	10.100	2.000
9	8030	Cole Shelly	Metropolitan	12.200	9.950	2.150
10	8036	Malakai Gaines	National Academy	12.300	9.900	2.200
11	8006	Drake Miesel	Cascade Elite	12.200	9.850	2.250
12	8045	Erik Liang	Westside Gymnastics	12.500	9.750	2.350
13	8026	Adam Wolfe	MAC Gymnastics	11.400	9.650	2.450
14	8035	Ethan Phan	National Academy	12.200	9.350	2.750
15	8044	Zachary Murray	VEGA	12.200	9.150	2.950
16	8009	Andrew Layman	Denali Gymnastics	12.300	9.100	3.000
17	8003	Everett O'Donnell	Black Hills	12.600	9.050	3.050
18	8012	Jameson Hoffman	Denali Gymnastics	11.500	8.450	3.650
19	8018	Xander Agate	Eastside Gymnastics	12.200	8.300	3.800
20	8043	Nathaniel Davis	VEGA	12.200	6.950	5.150

# 2016 Rose City Challenge BOYS

## Meet Results







Mar 4-5, 2016

Page: 1  
Printed: 3/5/2016 9:25:07 PM

Men / 8 / Age 13

Session: 8

Judge's Signatures

Rank	Num	Name	Gym							AA
1	8005	Cade Tanaka	Cascade Elite	12.950 1	12.050 1	10.500 6	11.600 2	12.000 2	9.550 4	68.650 1
2	8002	Kiernan Liberman	Bainbridge Island	11.450 2	10.950 3	10.300 8	11.400 3	12.050 1	10.300 2	66.450 2
3	8029	Zackrey Lerwill	Madison Gymnastics	10.200 6	11.250 2	10.650 4	11.800 1	10.050 7	10.800 1	64.750 3
4	8028	Mitchell Burke	MAC Gymnastics	11.300 3	9.200 5	11.500 1	11.200 4	11.700 3	7.850 7T	62.750 4
5	8011	Jacob Walther	Denali Gymnastics	10.600 5	9.700 4	10.550 5	10.700 6	11.650 4	8.700 5	61.900 5
6	8046	Sean McCann	Westside Gymnastics	10.650 4	7.700 7	10.750 3	10.950 5	11.450 5	10.050 3	61.550 6
7	8014	Michael Buckley	Eastside Gymnastics	0.000 7T	7.650 8	11.150 2	0.000 7T	10.750 6	7.850 8T	37.400 7
8	8020	Max Luna	Emerald City	0.000 8T	9.000 6	10.450 7	0.000 8T	0.000 8	8.550 6	28.000 8

# 2016 Rose City Challenge BOYS

## Event Results - Floor

Mar 4-5, 2016

Page: 1  
Printed: 3/5/2016 9:25:11 PM

Men / 8 / Age 13

Session: 8



Rank	Num	Name	Gym	Start	Score	Out
1	8005	Cade Tanaka	Cascade Elite	13.600	12.950	0.000
2	8002	Kiernan Liberman	Bainbridge Island	13.100	11.450	1.500
3	8028	Mitchell Burke	MAC Gymnastics	13.400	11.300	1.650
4	8046	Sean McCann	Westside Gymnastics	13.400	10.650	2.300
5	8011	Jacob Walther	Denali Gymnastics	12.900	10.600	2.350
6	8029	Zackrey Lerwill	Madison Gymnastics	13.800	10.200	2.750
7T	8014	Michael Buckley	Eastside Gymnastics	0.000	0.000	12.950
8T	8020	Max Luna	Emerald City	0.000	0.000	12.950

# 2016 Rose City Challenge BOYS

## Event Results - Pommel

Mar 4-5, 2016

Page: 1  
Printed: 3/5/2016 9:25:15 PM

Men / 8 / Age 13

Session: 8



Rank	Num	Name	Gym	Start	Score	Out
1	8005	Cade Tanaka	Cascade Elite	13.100	12.050	0.000
2	8029	Zackrey Lerwill	Madison Gymnastics	12.600	11.250	0.800
3	8002	Kiernan Liberman	Bainbridge Island	11.700	10.950	1.100
4	8011	Jacob Walther	Denali Gymnastics	12.100	9.700	2.350
5	8028	Mitchell Burke	MAC Gymnastics	11.800	9.200	2.850
6	8020	Max Luna	Emerald City	11.500	9.000	3.050
7	8046	Sean McCann	Westside Gymnastics	11.600	7.700	4.350
8	8014	Michael Buckley	Eastside Gymnastics	12.400	7.650	4.400

# 2016 Rose City Challenge BOYS

## Event Results - Rings

Mar 4-5, 2016

Page: 1  
Printed: 3/5/2016 9:25:19 PM

Men / 8 / Age 13

Session: 8



Rank	Num	Name	Gym	Start	Score	Out
1	8028	Mitchell Burke	MAC Gymnastics	12.600	11.500	0.000
2	8014	Michael Buckley	Eastside Gymnastics	12.200	11.150	0.350
3	8046	Sean McCann	Westside Gymnastics	12.500	10.750	0.750
4	8029	Zackrey Lerwill	Madison Gymnastics	12.200	10.650	0.850
5	8011	Jacob Walther	Denali Gymnastics	12.400	10.550	0.950
6	8005	Cade Tanaka	Cascade Elite	12.300	10.500	1.000
7	8020	Max Luna	Emerald City	12.300	10.450	1.050
8	8002	Kiernan Liberman	Bainbridge Island	11.900	10.300	1.200

# 2016 Rose City Challenge BOYS

## Event Results - Vault

Mar 4-5, 2016

Page: 1  
Printed: 3/5/2016 9:25:23 PM

Men / 8 / Age 13

Session: 8



Rank	Num	Name	Gym	Start	Score	Out
1	8029	Zackrey Lerwill	Madison Gymnastics	12.800	11.800	0.000
2	8005	Cade Tanaka	Cascade Elite	12.000	11.600	0.200
3	8002	Kiernan Liberman	Bainbridge Island	12.000	11.400	0.400
4	8028	Mitchell Burke	MAC Gymnastics	12.800	11.200	0.600
5	8046	Sean McCann	Westside Gymnastics	12.000	10.950	0.850
6	8011	Jacob Walther	Denali Gymnastics	12.400	10.700	1.100
7T	8014	Michael Buckley	Eastside Gymnastics	0.000	0.000	11.800
8T	8020	Max Luna	Emerald City	0.000	0.000	11.800

# 2016 Rose City Challenge BOYS

## Event Results - P Bars

Mar 4-5, 2016

Page: 1  
Printed: 3/5/2016 9:25:27 PM

Men / 8 / Age 13

Session: 8



Rank	Num	Name	Gym	Start	Score	Out
1	8002	Kiernan Liberman	Bainbridge Island	12.900	12.050	0.000
2	8005	Cade Tanaka	Cascade Elite	13.000	12.000	0.050
3	8028	Mitchell Burke	MAC Gymnastics	12.800	11.700	0.350
4	8011	Jacob Walther	Denali Gymnastics	12.800	11.650	0.400
5	8046	Sean McCann	Westside Gymnastics	13.100	11.450	0.600
6	8014	Michael Buckley	Eastside Gymnastics	11.600	10.750	1.300
7	8029	Zackrey Lerwill	Madison Gymnastics	13.300	10.050	2.000
8	8020	Max Luna	Emerald City	0.000	0.000	12.050



# 2016 Rose City Challenge BOYS

## Event Results - H Bar

Mar 4-5, 2016

Page: 1  
Printed: 3/5/2016 9:25:31 PM

Men / 8 / Age 13

Session: 8



Rank	Num	Name	Gym	Start	Score	Out
1	8029	Zackrey Lerwill	Madison Gymnastics	12.300	10.800	0.000
2	8002	Kiernan Liberman	Bainbridge Island	12.000	10.300	0.500
3	8046	Sean McCann	Westside Gymnastics	11.600	10.050	0.750
4	8005	Cade Tanaka	Cascade Elite	12.000	9.550	1.250
5	8011	Jacob Walther	Denali Gymnastics	10.900	8.700	2.100
6	8020	Max Luna	Emerald City	11.100	8.550	2.250
7T	8028	Mitchell Burke	MAC Gymnastics	11.900	7.850	2.950
8T	8014	Michael Buckley	Eastside Gymnastics	12.100	7.850	2.950

# 2016 Rose City Challenge BOYS

## Meet Results

Mar 4-5, 2016







Page: 1

Printed: 3/5/2016 9:25:36 PM

Men / 8 / Age 14+

Session: 8

Judge's Signatures

Rank	Num	Name	Gym							AA
1	8024	Ian Joseph	Lee's United Gym.	13.100 1	11.350 2	11.300 3	12.150 1	11.250 4	10.100 2	69.250 1
2	8038	Jacob Small	Oregon Gymnastics	12.300 2	10.000 6	11.550 2	11.700 3T	12.100 1	10.000 4	67.650 2
3	8008	Zachary Lindstrom	Cascade Elite	12.000 3	11.250 3	11.200 4T	11.350 6T	10.850 6	9.850 5	66.500 3
4	8021	Sebastian Chai	Emerald City	11.900 4	10.350 5	10.400 7	12.100 2	11.350 3	9.400 6	65.500 4
5	8000	Henry Parette	National Academy	11.850 5	11.850 1	9.150 9	11.400 5	10.500 7	10.150 1	64.900 5
6	8007	Tyler Miesel	Cascade Elite	11.050 8	10.600 4	10.850 6	11.250 9	10.950 5	10.050 3	64.750 6
7	8040	Mateo Garza	Oregon Olympic	10.750 9	6.600 9	10.350 8	11.200 10	9.400 8T	8.200 7	56.500 7
8	8023	Keegan Proctor	Gym Nest	10.550 10	8.900 8	11.200 5T	11.350 7T	9.200 10	0.000 8T	51.200 8
9	8022	Jace Snow	Gem State Gymnastics	11.700 6	0.000 10	11.800 1	11.700 4T	9.400 9T	0.000 9T	44.600 9
10	8017	Steffan Olson	Eastside Gymnastics	11.200 7	9.900 7	0.000 10	11.350 8T	11.450 2	0.000 10T	43.900 10

# 2016 Rose City Challenge BOYS

## Event Results - Floor

Mar 4-5, 2016

Page: 1

Printed: 3/5/2016 9:25:40 PM

Men / 8 / Age 14+

Session: 8



Rank	Num	Name	Gym	Start	Score	Out
1	8024	Ian Joseph	Lee's United Gym.	13.700	13.100	0.000
2	8038	Jacob Small	Oregon Gymnastics	13.100	12.300	0.800
3	8008	Zachary Lindstrom	Cascade Elite	13.100	12.000	1.100
4	8021	Sebastian Chai	Emerald City	13.500	11.900	1.200
5	8000	Henry Parette	National Academy	13.500	11.850	1.250
6	8022	Jace Snow	Gem State Gymnastics	13.200	11.700	1.400
7	8017	Steffan Olson	Eastside Gymnastics	12.000	11.200	1.900
8	8007	Tyler Miesel	Cascade Elite	13.000	11.050	2.050
9	8040	Mateo Garza	Oregon Olympic	13.000	10.750	2.350
10	8023	Keegan Proctor	Gym Nest	13.300	10.550	2.550

# 2016 Rose City Challenge BOYS

## Event Results - Pommel

Mar 4-5, 2016

Page: 1

Printed: 3/5/2016 9:25:44 PM

Men / 8 / Age 14+

Session: 8



Rank	Num	Name	Gym	Start	Score	Out
1	8000	Henry Parette	National Academy	13.100	11.850	0.000
2	8024	Ian Joseph	Lee's United Gym.	13.300	11.350	0.500
3	8008	Zachary Lindstrom	Cascade Elite	11.800	11.250	0.600
4	8007	Tyler Miesel	Cascade Elite	12.700	10.600	1.250
5	8021	Sebastian Chai	Emerald City	11.900	10.350	1.500
6	8038	Jacob Small	Oregon Gymnastics	13.200	10.000	1.850
7	8017	Steffan Olson	Eastside Gymnastics	12.500	9.900	1.950
8	8023	Keegan Proctor	Gym Nest	13.000	8.900	2.950
9	8040	Mateo Garza	Oregon Olympic	12.200	6.600	5.250
10	8022	Jace Snow	Gem State Gymnastics	0.000	0.000	11.850

# 2016 Rose City Challenge BOYS

## Event Results - Rings

Mar 4-5, 2016

Page: 1  
Printed: 3/5/2016 9:25:49 PM

Men / 8 / Age 14+

Session: 8



Rank	Num	Name	Gym	Start	Score	Out
1	8022	Jace Snow	Gem State Gymnastics	12.400	11.800	0.000
2	8038	Jacob Small	Oregon Gymnastics	12.400	11.550	0.250
3	8024	Ian Joseph	Lee's United Gym.	13.200	11.300	0.500
4T	8008	Zachary Lindstrom	Cascade Elite	12.300	11.200	0.600
5T	8023	Keegan Proctor	Gym Nest	12.300	11.200	0.600
6	8007	Tyler Miesel	Cascade Elite	13.200	10.850	0.950
7	8021	Sebastian Chai	Emerald City	12.400	10.400	1.400
8	8040	Mateo Garza	Oregon Olympic	12.100	10.350	1.450
9	8000	Henry Parette	National Academy	13.300	9.150	2.650
10	8017	Steffan Olson	Eastside Gymnastics	0.000	0.000	11.800

# 2016 Rose City Challenge BOYS

## Event Results - Vault

Mar 4-5, 2016

Page: 1

Printed: 3/5/2016 9:25:53 PM

Men / 8 / Age 14+

Session: 8



Rank	Num	Name	Gym	Start	Score	Out
1	8024	Ian Joseph	Lee's United Gym.	12.800	12.150	0.000
2	8021	Sebastian Chai	Emerald City	13.000	12.100	0.050
3T	8038	Jacob Small	Oregon Gymnastics	12.800	11.700	0.450
4T	8022	Jace Snow	Gem State Gymnastics	12.800	11.700	0.450
5	8000	Henry Parette	National Academy	12.000	11.400	0.750
6T	8008	Zachary Lindstrom	Cascade Elite	12.000	11.350	0.800
7T	8023	Keegan Proctor	Gym Nest	12.000	11.350	0.800
8T	8017	Steffan Olson	Eastside Gymnastics	12.000	11.350	0.800
9	8007	Tyler Miesel	Cascade Elite	12.000	11.250	0.900
10	8040	Mateo Garza	Oregon Olympic	12.800	11.200	0.950

# 2016 Rose City Challenge BOYS

## Event Results - P Bars

Mar 4-5, 2016

Page: 1

Printed: 3/5/2016 9:25:57 PM

Men / 8 / Age 14+

Session: 8



Rank	Num	Name	Gym	Start	Score	Out
1	8038	Jacob Small	Oregon Gymnastics	13.100	12.100	0.000
2	8017	Steffan Olson	Eastside Gymnastics	12.600	11.450	0.650
3	8021	Sebastian Chai	Emerald City	12.900	11.350	0.750
4	8024	Ian Joseph	Lee's United Gym.	13.300	11.250	0.850
5	8007	Tyler Miesel	Cascade Elite	12.100	10.950	1.150
6	8008	Zachary Lindstrom	Cascade Elite	13.000	10.850	1.250
7	8000	Henry Parette	National Academy	13.300	10.500	1.600
8T	8040	Mateo Garza	Oregon Olympic	12.300	9.400	2.700
9T	8022	Jace Snow	Gem State Gymnastics	12.900	9.400	2.700
10	8023	Keegan Proctor	Gym Nest	12.800	9.200	2.900

# 2016 Rose City Challenge BOYS

## Event Results - H Bar

Mar 4-5, 2016

Page: 1

Printed: 3/5/2016 9:26:01 PM

Men / 8 / Age 14+

Session: 8



Rank	Num	Name	Gym	Start	Score	Out
1	8000	Henry Parette	National Academy	12.200	10.150	0.000
2	8024	Ian Joseph	Lee's United Gym.	12.200	10.100	0.050
3	8007	Tyler Miesel	Cascade Elite	11.700	10.050	0.100
4	8038	Jacob Small	Oregon Gymnastics	11.600	10.000	0.150
5	8008	Zachary Lindstrom	Cascade Elite	12.200	9.850	0.300
6	8021	Sebastian Chai	Emerald City	12.100	9.400	0.750
7	8040	Mateo Garza	Oregon Olympic	11.400	8.200	1.950
8T	8023	Keegan Proctor	Gym Nest	0.000	0.000	10.150
9T	8022	Jace Snow	Gem State Gymnastics	0.000	0.000	10.150
10T	8017	Steffan Olson	Eastside Gymnastics	0.000	0.000	10.150