

2016 Rose City Challenge - Girls

Meet Results





Mar 4-6, 2016

Page: 1
Printed: 3/4/2016 9:57:28 PM

Women / 6 / 8-9

Session: 4

Judge's Signatures

Rank	Num	Name	Gym					AA
1	6069	Phoebe Hyland	Precision Elite	9.200 1	9.250 2	9.700 1	9.725 1	37.875 1
2	6063	Brooke Pierson	Precision Elite	9.150 2	9.425 1	9.150 2	9.450 2	37.175 2
3	6072	Madison Adriance	USGA	7.750 3	6.750 3	8.050 3	8.775 3	31.325 3

2016 Rose City Challenge - Girls

Meet Results





Mar 4-6, 2016

Page: 1
Printed: 3/4/2016 9:57:37 PM

Women / 6 / 10

Session: 4

Judge's Signatures

Rank	Num	Name	Gym					AA
1	6030	Rebecca McGee	Gym Nest	8.750 4T	8.950 2	9.425 2	9.375 2	36.500 1
2	6032	Hana Miller	Gymnastics Nevada	9.100 1T	9.225 1	9.000 4T	9.000 9	36.325 2
3	6028	Amelia (Mia) Nadalsky	Gym Nest	8.650 6T	8.675 3	9.575 1	9.350 3T	36.250 3
4	6024	Marlee Schoeffler	Dynamic Gymnastics	9.100 2T	8.300 9	9.075 3	9.350 4T	35.825 4
5	6007	Olivia Vian	Athletic Edge	8.900 3	8.650 4	9.000 5T	9.100 8	35.650 5
6	6068	Olivia Ehleringer	Precision Elite	8.750 5T	8.525 7	8.900 6	9.175 7	35.350 6
7	6002	Emma Lulow	Athletic Edge	8.650 7T	8.400 8	8.675 7	9.400 1	35.125 7
8	6070	Addison Samuelson	Southern Oregon Gym	8.450 8	8.600 6	8.150 9	9.200 6	34.400 8
9	6026	Skout Bos	Dynamic Gymnastics	8.100 9	8.625 5	8.300 8	9.250 5	34.275 9

2016 Rose City Challenge - Girls

Meet Results

Mar 4-6, 2016





Page: 1

Printed: 3/4/2016 9:57:48 PM

Women / 6 / 11

Session: 4

Judge's Signatures

Rank	Num	Name	Gym					AA
1	6052	Kaia Miller	OMEGA	9.600 1	9.225 2	9.550 1T	9.725 1	38.100 1
2	6037	Quinn Aiken	Leading Edge	9.250 3T	9.300 1	9.250 7	9.575 3	37.375 2
3	6033	Lissette Martinez	Gymnastics Nevada	9.250 4T	8.725 8T	9.275 6	9.500 5T	36.750 3
4	6053	Lisette Bair	OMEGA	9.250 5T	9.000 3T	8.825 13	9.625 2	36.700 4
5	6060	Alex Stein	Precision Elite	8.900 8	8.925 6T	9.550 2T	9.150 12	36.525 5
6	6016	Bella Harris	Dynamic Gymnastics	9.200 6	8.925 7T	8.900 12	9.275 10	36.300 6
7	6040	Avery Yahna	Metro Gymnastics	8.800 11T	8.725 9T	9.200 8	9.550 4	36.275 7
8	6073	Alana Essig	Wings Center	8.500 15	8.725 10T	8.975 11	9.450 8	35.650 8
9	6010	Kennedy Jennings	Crystals	8.850 9T	8.950 5	8.325 18	9.500 6T	35.625 9
10	6001	Bailey Doherty	Athletic Edge	8.800 12T	8.675 11T	8.575 16T	9.500 7T	35.550 10
11	6058	Jenna Anderson	Oregon Gymnastics	9.050 7	8.100 13	9.325 5	8.975 17	35.450 11
12	6075	Jena Kemner	Wings Center	8.600 14	9.000 4T	8.575 17T	9.050 16	35.225 12
13	6031	Taye Deuter	Gym Nest	8.850 10T	7.575 16	9.400 4	9.075 14T	34.900 13
14T	6008	Peyton Young	Athletic Edge	8.800 13T	7.950 14	8.700 14	9.425 9	34.875 14T
15T	6011	Kyra Larson	Crystals	8.050 17	8.675 12T	9.075 10	9.075 15T	34.875 15T
16	6023	Linli Davis	Dynamic Gymnastics	7.850 18	7.875 15	8.275 19	8.750 18	32.750 16
17	6019	Delaney Fritz	Dynamic Gymnastics	8.200 16	6.200 17	8.600 15	9.100 13	32.100 17
18	6066	Isabella Cummings	Precision Elite	9.350 2	0.000 18T	9.150 9	9.250 11	27.750 18
19	6250	Ella Irving	OMEGA	0.000 19	0.000 19T	9.500 3	0.000 19	9.500 19

2016 Rose City Challenge - Girls

Meet Results





Mar 4-6, 2016

Page: 1
Printed: 3/4/2016 9:58:04 PM

Women / 6 / 12

Session: 4

Judge's Signatures

Rank	Num	Name	Gym					AA
1	6057	Grace Findlay	Oregon Gymnastics	9.300 4	9.325 1	9.125 10	9.375 6	37.125 1
2	6021	Gracee Ziegler	Dynamic Gymnastics	9.500 1	8.825 5T	9.200 7T	9.550 1	37.075 2
3	6020	Estelle Roberson	Dynamic Gymnastics	9.100 6T	8.825 6T	9.450 2	9.500 2	36.875 3
4	6059	Sophie Brinker	Oregon Gymnastics	9.350 3	8.475 14	9.425 3	9.400 5	36.650 4
5	6055	Rain Toney	OMEGA	9.400 2	8.925 3	9.150 9	9.150 13T	36.625 5
6	6038	Zoey Kunz	Leading Edge	9.100 7T	8.900 4	9.100 11	9.050 16T	36.150 6
7T	6064	Charla Mayo	Precision Elite	8.950 8	8.500 13	9.475 1	9.150 14T	36.075 7T
8T	6035	Abbegail Balka	Leading Edge	8.700 13	8.650 11	9.300 6	9.425 4	36.075 8T
9	6065	Delaney Petruzelli	Precision Elite	8.900 9T	8.675 10	9.325 5	9.100 15	36.000 9
10	6017	Carly Lauritzen	Dynamic Gymnastics	8.650 14	8.575 12	9.400 4	9.300 9T	35.925 10
11	6009	Kayla Perry	Crystals	8.600 15T	8.700 8T	9.200 8T	9.225 11	35.725 11
12	6042	Macy DeMeyer	Metro Gymnastics	8.800 11	8.825 7T	8.575 16	9.350 7T	35.550 12
13	6061	Amelia Bernard	Precision Elite	9.200 5	8.150 16	8.850 13	9.300 10T	35.500 13
14	6041	Iris Breckenridge	Metro Gymnastics	8.750 12	8.700 9T	8.600 15	9.050 17T	35.100 14
15	6004	Kailey Utterback	Athletic Edge	8.900 10T	9.000 2	7.775 18	9.175 12	34.850 15
16	6014	Allison Payne	Dynamic Gymnastics	7.850 17	8.325 15	8.800 14	9.450 3	34.425 16
17	6046	Daphne Guarin	Northpointe Gymnasti	8.600 16T	7.250 17	8.025 17	8.950 18	32.825 17
18	6025	Samantha Mason	Dynamic Gymnastics	0.000 18	0.000 18	8.875 12	9.350 8T	18.225 18

2016 Rose City Challenge - Girls

Meet Results





Mar 4-6, 2016

Page: 1
Printed: 3/4/2016 9:58:13 PM

Women / 6 / 13

Session: 4

Judge's Signatures

Rank	Num	Name	Gym					AA
1	6048	Aubrey Markham	OMEGA	9.150 3	8.925 3	8.750 10T	9.500 3	36.325 1
2	6039	Adrienne Foster	Metro Gymnastics	9.100 4T	8.475 8	9.050 5T	9.550 2	36.175 2
3	6044	Sophia Kang	Metro Gymnastics	9.500 1	8.825 4T	8.375 14	9.350 6T	36.050 3
4	6012	Sierra Rowe	Crystals	8.600 11	9.125 1	9.050 6T	9.175 9	35.950 4
5	6043	Makenna Terry	Metro Gymnastics	9.300 2	7.700 12	9.125 3	9.575 1	35.700 5
6	6074	Carmen Raymond	Wings Center	8.900 6T	8.950 2	8.925 9	8.850 13	35.625 6
7	6036	Alyssa Huber	Leading Edge	8.800 8T	8.825 5T	8.525 13	9.350 7T	35.500 7
8T	6050	Emma Utah	OMEGA	8.500 12T	7.850 11	9.575 1	9.450 4	35.375 8T
9T	6077	Kayleana Cook	Wings Center	8.900 7T	8.050 10	9.075 4	9.350 8T	35.375 9T
10	6006	Megan Campbell	Athletic Edge	8.800 9T	8.550 6T	8.750 11T	9.100 10	35.200 10
11	6056	Avery Briscoe	Oregon Gymnastics	9.100 5T	7.425 14	8.950 8	9.400 5	34.875 11
12	6015	Audrey Perier	Dynamic Gymnastics	7.700 14	8.350 9	9.175 2	9.050 11	34.275 12
13	6022	Holly Harget	Dynamic Gymnastics	8.750 10	7.675 13	8.575 12	8.950 12	33.950 13
14	6047	Jenae Pham	Northpointe Gymnasti	8.500 13T	8.550 7T	9.050 7T	0.000 14	26.100 14

2016 Rose City Challenge - Girls

Meet Results

Mar 4-6, 2016





Page: 1

Printed: 3/4/2016 9:58:25 PM

Women / 6 / 14+

Session: 4

Judge's Signatures

Rank	Num	Name	Gym					AA
1	6034	Swayzi Smock	Gymnastics Nevada	9.800 1	9.350 1	9.475 1	9.700 1	38.325 1
2	6013	Tori McConnell	Crystals	9.300 3	9.025 2	8.950 8	9.600 2	36.875 2
3	6076	Josephine Miller	Wings Center	8.750 6	8.925 4	9.225 5	9.450 3	36.350 3
4T	6018	Chiara Ravasia	Dynamic Gymnastics	8.950 5	8.550 7	9.275 4	9.150 5T	35.925 4T
5T	6000	Alesandra Cusimano	Athletic Edge	9.050 4	8.625 6	9.000 6T	9.250 4	35.925 5T
6	6078	Olivia Hansen	Wings Center	9.350 2	9.000 3	8.400 9	9.150 6T	35.900 6
7	6029	Cara Paulsen	Gym Nest	8.600 8	8.450 8	9.000 7T	9.150 7T	35.200 7
8	6054	Madison Gardiner	OMEGA	8.700 7	8.100 9	9.325 3	9.000 8	35.125 8
9	6049	Ella Jarrett	OMEGA	8.000 9	8.775 5	9.450 2	8.575 9	34.800 9

2016 Rose City Challenge - Girls

Team Results





Mar 4-6, 2016

Page: 1

Printed: 3/4/2016 9:57:12 PM

Women / 6 / All Ages

Session: 4

Rank	Gym	Team	Score				
1	OMEGA	*	112.875	28.250 1	27.150 3	28.625 2	28.850 1
	6052	Kaia Miller		9.600	9.225	9.550	9.725
	6055	Rain Toney		9.400	8.925		
	6053	Lisette Bair		9.250	9.000		9.625
	6050	Emma Utah				9.575	
	6250	Ella Irving				9.500	
	6048	Aubrey Markham					9.500
2	Precision Elite	*	112.550	27.750 5T	27.600 1	28.725 1	28.475 4
	6066	Isabella Cummings		9.350			
	6069	Phoebe Hyland		9.200	9.250	9.700	9.725
	6061	Amelia Bernard		9.200			9.300
	6063	Brooke Pierson			9.425		9.450
	6060	Alex Stein			8.925	9.550	
	6064	Charla Mayo				9.475	
3	Gymnastics Nevada	*	111.400	28.150 2	27.300 2	27.750 6	28.200 9
	6034	Swayzi Smock		9.800	9.350	9.475	9.700
	6033	Lisette Martinez		9.250	8.725	9.275	9.500
	6032	Hana Miller		9.100	9.225	9.000	9.000
4	Dynamic Gymnastics	*	111.000	27.800 4	26.575 7	28.125 4	28.500 3
	6021	Gracee Ziegler		9.500	8.825		9.550
	6016	Bella Harris		9.200	8.925		
	6020	Estelle Roberson		9.100	8.825	9.450	9.500
	6017	Carly Lauritzen				9.400	
	6018	Chiara Ravasia				9.275	
	6014	Allison Payne					9.450
5	Metro Gymnastics	*	110.325	27.900 3	26.375 8	27.375 8	28.675 2
	6044	Sophia Kang		9.500	8.825		
	6043	Makenna Terry		9.300		9.125	9.575
	6039	Adrienne Foster		9.100		9.050	9.550
	6042	Macy DeMeyer			8.825		
	6040	Avery Yahna			8.725	9.200	9.550

2016 Rose City Challenge - Girls

Team Results





Mar 4-6, 2016

Page: 2

Printed: 3/4/2016 9:57:12 PM

Women / 6 / All Ages

Session: 4

Rank	Gym	Team	Score				
6	Leading Edge	*	110.175	27.150 7T	27.025 5	27.650 7	28.350 5
	6037	Quinn Aiken		9.250	9.300	9.250	9.575
	6038	Zoey Kunz		9.100	8.900	9.100	
	6036	Alyssa Huber		8.800	8.825		9.350
	6035	Abbegail Balka				9.300	9.425
7	Oregon Gymnastics	*	109.700	27.750 6T	25.900 11	27.875 5	28.175 10
	6059	Sophie Brinker		9.350	8.475	9.425	9.400
	6057	Grace Findlay		9.300	9.325	9.125	9.375
	6056	Avery Briscoe		9.100			9.400
	6058	Jenna Anderson			8.100	9.325	
8	Wings Center	*	109.625	27.150 8T	26.950 6	27.275 10	28.250 8
	6078	Olivia Hansen		9.350	9.000		
	6074	Carmen Raymond		8.900	8.950		
	6077	Kayleana Cook		8.900		9.075	9.350
	6075	Jena Kemner			9.000		
	6076	Josephine Miller				9.225	9.450
	6073	Alana Essig				8.975	9.450
9	Crystals	*	109.500	26.750 10	27.100 4	27.325 9	28.325 6T
	6013	Tori McConnell		9.300	9.025		9.600
	6010	Kennedy Jennings		8.850	8.950		9.500
	6012	Sierra Rowe		8.600	9.125	9.050	
	6009	Kayla Perry				9.200	9.225
	6011	Kyra Larson				9.075	
10	Gym Nest	*	108.600	26.250 11	26.075 10	28.400 3	27.875 11
	6031	Taye Deuter		8.850		9.400	
	6030	Rebecca McGee		8.750	8.950	9.425	9.375
	6028	Amelia (Mia) Nadalsky		8.650	8.675	9.575	9.350
	6029	Cara Paulsen			8.450		9.150

2016 Rose City Challenge - Girls

Team Results





Mar 4-6, 2016

Page: 3

Printed: 3/4/2016 9:57:12 PM

Women / 6 / All Ages

Session: 4

Rank	Gym	Team	Score				
11	Athletic Edge	*	108.250	26.850 9	26.325 9	26.750 11	28.325 7T
	6000 Alesandra Cusimano			9.050		9.000	
	6007 Olivia Vian			8.900	8.650	9.000	
	6004 Kailey Utterback			8.900	9.000		
	6001 Bailey Doherty				8.675		9.500
	6006 Megan Campbell					8.750	
	6008 Peyton Young						9.425
	6002 Emma Lulow						9.400
12	Northpointe Gymnasti	*	58.925	17.100 12	15.800 12	17.075 12	8.950 13
	6046 Daphne Guarin			8.600	7.250	8.025	8.950
	6047 Jenae Pham			8.500	8.550	9.050	
13	Southern Oregon Gym	*	34.400	8.450 13	8.600 13	8.150 13	9.200 12
	6070 Addison Samuelson			8.450	8.600	8.150	9.200
14	USGA	*	31.325	7.750 14	6.750 14	8.050 14	8.775 14
	6072 Madison Adriance			7.750	6.750	8.050	8.775