





2016 Rose City Challenge - Girls B

Team Results

Mar 6, 2016

Rank	Gym	Team	Score				
1	Crystals	*	111.800	28.575 1	28.150 2	26.750 2	28.325 1
	3118	Caitlyn Podolak		9.600			
	3117	Ava Martinez		9.575	9.200	8.850	
	3134	Victoria Kramer		9.400	9.550		9.600
	3127	Maegan Akau			9.400		
	3133	Talia Irvine				9.100	9.425
	3115	Atley Boyd				8.800	
	3132	Sydni Parks					9.300
2	Gymnastics Nevada	*	111.525	27.875 3	28.350 1	27.500 1	27.800 4
	3153	Gillian Durbin		9.550			
	3151	Abby Yeung		9.200	9.450	9.100	
	3156	Natalie Sherry		9.125			9.350
	3158	Shelby Hemmert			9.450	9.450	9.200
	3152	Ella Craig			9.450	8.950	9.250
3	OMEGA	*	111.225	28.500 2	27.850 3	26.650 3	28.225 2
	3168	Charity Richards		9.525		9.050	9.375
	3166	Anneliese Roesinger		9.500		8.850	
	3183	Preslee Bay		9.475	9.300		9.650
	3165	Abigail Andrea			9.400		
	3182	Natalie Andrews			9.150	8.750	
	3178	Madeline Stone					9.200
4	Dynamic Gymnastics	*	109.025	27.675 4	27.150 4	26.375 4	27.825 3
	3148	Riley Teed		9.275	9.150	8.775	9.350
	3146	McKenna Primm		9.250			
	3143	Katy Higgins		9.150	9.000	8.600	
	3138	Elianna Borjas			9.000		9.200
	3149	Taryn Tanner				9.000	
	3135	Abigail Inui					9.275
5	Mid Columbia	*	101.750	26.500 5	25.650 5	24.850 5	24.750 5
	3164	Emma Martin		9.050	8.400	8.050	8.250
	3162	Kennedy Coleman		8.800			
	3160	Hailey Lengenfelder		8.650	8.650	8.625	8.250
	3159	Ellie Chavla			8.600		
	3161	Jolianna Hodges				8.175	8.250

2016 Rose City Challenge - Girls B

Meet Results

Mar 6, 2016

Page: 1

Printed: 3/6/2016 11:12 AM

Women / 3 / All Ages

Session: 9B

Judge's Signatures

Rank	Num	Name	Gym					AA
1	3134	Victoria Kramer	Crystals	9.400 7	9.550 1	8.700 15	9.600 2	37.250 1
2	3183	Preslee Bay	OMEGA	9.475 6	9.300 8	8.725 14	9.650 1	37.150 2
3	3158	Shelby Hemmert	Gymnastics Nevada	9.000 24T	9.450 2T	9.450 1	9.200 11T	37.100 3
4	3168	Charity Richards	OMEGA	9.525 4	9.100 16T	9.050 4	9.375 4	37.050 4
5	3117	Ava Martinez	Crystals	9.575 2	9.200 10T	8.850 7T	9.075 20T	36.700 5
6	3133	Talia Irvine	Crystals	9.050 20T	9.050 19T	9.100 2T	9.425 3	36.625 6
7	3151	Abby Yeung	Gymnastics Nevada	9.200 10T	9.450 3T	9.100 3T	8.850 28T	36.600 7
8	3148	Riley Teed	Dynamic Gymnastics	9.275 8	9.150 12T	8.775 10	9.350 5T	36.550 8
9	3152	Ella Craig	Gymnastics Nevada	8.650 48T	9.450 4T	8.950 6	9.250 9T	36.300 9
10	3166	Anneliese Roesinger	OMEGA	9.500 5	8.750 37T	8.850 8T	9.100 16T	36.200 10
11	3167	Avery Cluff	OMEGA	9.200 11T	9.100 17T	8.650 16T	9.100 17T	36.050 11
12	3156	Natalie Sherry	Gymnastics Nevada	9.125 17	8.850 28T	8.575 21T	9.350 6T	35.900 12
13	3143	Katy Higgins	Dynamic Gymnastics	9.150 13T	9.000 22T	8.600 19T	9.075 21T	35.825 13
14	3118	Caitlyn Podolak	Crystals	9.600 1	8.550 47T	8.750 11T	8.750 34T	35.650 14
15	3127	Maegan Akau	Crystals	8.600 55	9.400 6T	8.475 26	9.150 15	35.625 15
16	3115	Atley Boyd	Crystals	8.750 41T	9.200 11T	8.800 9	8.800 32T	35.550 16
17T	3178	Madeline Stone	OMEGA	9.050 21T	9.050 20T	8.200 41	9.200 12T	35.500 17T
18T	3182	Natalie Andrews	OMEGA	9.000 25T	9.150 13T	8.750 12T	8.600 41T	35.500 18T
19	3129	Marley Torres	Crystals	8.650 49T	8.950 24T	8.750 13T	9.000 22	35.350 19
20	3179	Madeline Trotter	OMEGA	8.750 42T	9.150 14T	8.650 17T	8.750 35T	35.300 20
21	3121	Grace Susee	Crystals	8.900 30T	8.900 27	8.550 23	8.875 27	35.225 21
22	3155	Madison Brenner	Gymnastics Nevada	9.050 22T	9.250 9	7.800 56	9.100 18T	35.200 22
23	3150	Ziomara Guidi	Dynamic Gymnastics	9.000 26T	8.850 29T	8.450 27T	8.825 30T	35.125 23
24	3153	Gillian Durbin	Gymnastics Nevada	9.550 3	9.050 21T	7.850 52T	8.650 39	35.100 24

2016 Rose City Challenge - Girls B

Meet Results

Mar 6, 2016

Page: 2

Printed: 3/6/2016 11:12 AM

Women / 3 / All Ages

Session: 9B

Rank	Num	Name	Gym					AA
25	3171	Julianna Tai	OMEGA	8.900 31T	8.750 38T	8.325 36	9.100 19T	35.075 25
26T	3141	Gracie Martinsen	Dynamic Gymnastics	8.650 50T	8.800 35T	8.425 31	9.175 14	35.050 26T
27T	3137	Dezlyn Lundquist	Dynamic Gymnastics	8.950 28T	8.750 39T	8.400 32T	8.950 23	35.050 27T
28	3172	Katelyn Fulton	OMEGA	8.650 51T	8.950 25T	8.525 24	8.900 25T	35.025 28
29	3114	Alana Retchless	Crystals	8.950 29T	8.800 36T	8.500 25	8.750 36T	35.000 29
30	3138	Elianna Borjas	Dynamic Gymnastics	8.350 63T	9.000 23T	8.400 33T	9.200 13T	34.950 30
31T	3135	Abigail Inui	Dynamic Gymnastics	8.700 46T	8.950 26T	7.950 48T	9.275 8	34.875 31T
32T	3128	Makayla Mueller	Crystals	9.075 19	8.850 30T	7.700 58T	9.250 10T	34.875 32T
33	3175	Louisa Holmes	OMEGA	9.150 14T	8.550 48T	8.225 40	8.825 31T	34.750 33
34T	3154	Kianna Head	Gymnastics Nevada	8.900 32T	9.450 5T	7.475 63	8.900 26T	34.725 34T
35T	3174	Liat Warmflash	OMEGA	9.200 12T	8.500 49T	8.400 34T	8.625 40	34.725 35T
36	3173	Kaylee Bellinger	OMEGA	8.725 45	8.850 31T	8.600 20T	8.450 48	34.625 36
37T	3169	Hannah Morinishi	OMEGA	8.900 33T	9.100 18T	8.250 38T	8.350 53	34.600 37T
38T	3149	Taryn Tanner	Dynamic Gymnastics	8.575 56T	8.100 61	9.000 5	8.925 24	34.600 38T
39	3123	Jaedyn Duck	Crystals	8.650 52T	8.850 32T	8.575 22T	8.500 44T	34.575 39
40T	3176	Macey Lowrey	OMEGA	8.900 34T	8.650 44*	8.450 28T	8.500 45T	34.500 40T
41T	3185	Ryla Higgins	OMEGA	8.875 36	8.650 43*	8.275 37	8.700 37	34.500 41T
42	3120	Geneva Ganchorre	Crystals	8.750 43T	8.700 41T	8.375 35	8.375 51T	34.200 42
43	3160	Hailey Lengenfelder	Mid Columbia	8.650 53T	8.650 45T	8.625 18	8.250 54T	34.175 43
44	3132	Sydni Parks	Crystals	8.775 40	9.150 15T	6.850 64	9.300 7	34.075 44
45	3180	Mikayla Bell	OMEGA	9.150 15T	8.200 59T	8.450 29T	8.250 55T	34.050 45
46	3124	Juliet Judkins	Crystals	8.800 38T	8.250 56T	8.450 30T	8.400 49T	33.900 46
47	3136	Brooke Miller	Dynamic Gymnastics	9.000 27T	8.250 57T	7.950 49T	8.675 38	33.875 47
48T	3165	Abigail Andrea	OMEGA	8.750 44T	9.400 7T	7.975 46T	7.700 64	33.825 48T

2016 Rose City Challenge - Girls B

Meet Results





Mar 6, 2016

Page: 3

Printed: 3/6/2016 11:12 AM

Women / 3 / All Ages

Session: 9B

Rank	Num	Name	Gym					AA
49T	3116	Audrey Coatney	Crystals	8.650 54T	8.700 42T	7.625 60	8.850 29T	33.825 49T
50T	3119	Camden Groshong	Crystals	9.150 16T	8.400 53*	7.700 59T	8.500 47*	33.750 50T
51T	3164	Emma Martin	Mid Columbia	9.050 23T	8.400 52*	8.050 44T	8.250 56T	33.750 51T
52T	3131	Samantha Allen	Crystals	8.900 35T	8.850 33T	7.500 62	8.500 46*	33.750 52T
53	3142	Kaitlin Melby	Dynamic Gymnastics	8.550 58T	8.500 50T	7.950 50T	8.600 42T	33.600 53
54	3122	Hannah Frederick	Crystals	8.850 37	7.900 65	8.250 39T	8.550 43	33.550 54
55	3147	Reegan Welch	Dynamic Gymnastics	8.450 60T	8.200 60T	8.050 45T	8.800 33T	33.500 55
56	3146	McKenna Primm	Dynamic Gymnastics	9.250 9	8.000 62T	7.850 53T	8.375 52T	33.475 56
57	3184	River McLeod_Holik	OMEGA	8.550 59T	8.850 34T	7.975 47T	7.675 65	33.050 57
58	3161	Jolianna Hodges	Mid Columbia	8.575 57T	7.950 64	8.175 42	8.250 57T	32.950 58
59	3162	Kennedy Coleman	Mid Columbia	8.800 39T	8.400 54T	7.950 51T	7.750 63	32.900 59
60	3144	Lily Nosbaum	Dynamic Gymnastics	8.450 61T	8.350 55	7.725 57	8.225 58	32.750 60
61T	3159	Ellie Chavla	Mid Columbia	8.425 62	8.600 46	7.850 54T	7.800 62	32.675 61T
62T	3181	Molly Mei Delaney	OMEGA	8.200 66	8.000 63T	8.075 43	8.400 50T	32.675 62T
63	3130	Riley Simons	Crystals	9.100 18	8.750 40T	6.600 65	7.900 61	32.350 63
64	3140	Faith Hamilton	Dynamic Gymnastics	8.350 64T	8.250 58T	7.550 61	8.100 60	32.250 64
65	3145	Madison Burns	Dynamic Gymnastics	8.700 47T	8.500 51T	6.500 66	8.175 59	31.875 65
66	3163	Rhea Ahuja	Mid Columbia	8.250 65	7.850 66	7.825 55	6.800 66	30.725 66