

2017 Rose City Challenge - Boys

Meet Results







Feb 24-26, 2017

Page: 1
Printed: 2/24/2017 11:34:26 AM

Men / 51 / 9 yrs

Session: 1

Judge's Signatures

Rank	Num	Name	Gym							AA
1	5019	Justin Park	Metropolitan	9.800 4	10.700 2	10.700 1	9.300 2	10.400 4T	11.100 1	62.000 1
2	5014	Austin Bernards	Metro Gymnastics	9.300 6	10.200 4	10.100 3T	9.500 1	10.500 2T	10.000 5	59.600 2
3	5089	Miles Barnett	Olympic Gymnastics	10.200 3	9.800 6	9.400 9	9.100 4T	9.900 6T	11.000 2	59.400 3
4	5009	Oliver Hales	Danik	10.400 2	9.100 13	10.100 3T	9.100 4T	9.900 6T	10.700 3	59.300 4
5	5007	Ian Link	Danik	11.000 1	10.000 5	9.800 6	8.700 9	9.900 6T	9.300 8T	58.700 5
6	5029	Timmy Heerwagen	Oregon Gymnastics	7.600 11T	10.800 1	10.400 2	8.800 7T	11.100 1	9.400 7	58.100 6
7	5016	Aden Haury	Metropolitan	9.600 5	9.400 12	10.100 3T	8.400 14T	10.500 2T	9.500 6	57.500 7
8	5011	Jacobi Dorr	Gem State Gymnastics	8.300 7	10.400 3	9.700 7	9.100 4T	10.400 4T	9.300 8T	57.200 8
9	5038	Matthew Kokhan	Tech Gymnastics	7.800 10	9.700 7T	9.100 10T	8.600 10T	9.100 9T	10.200 4	54.500 9
10	5039	Roman Sydorчук	Tech Gymnastics	8.100 8	9.500 11	9.100 10T	9.200 3	8.900 13T	8.400 12T	53.200 10
11	5020	Sean Hansford	Metropolitan	6.300 15	9.600 9T	9.500 8	8.600 10T	9.100 9T	9.300 8T	52.400 11
12	5041	Josiah Downs	USGA	7.100 14	9.600 9T	8.600 12	8.400 14T	8.400 16	8.700 11	50.800 12
13	5037	Makar Shnitko	Tech Gymnastics	7.200 13	9.700 7T	8.300 14	8.500 12T	9.100 9T	7.500 15	50.300 13
14	5024	Blake Angeletta	National Academy	7.600 11T	8.700 14	8.500 13	8.500 12T	9.100 9T	7.700 14	50.100 14
15	5028	Eli Hoffman	Oregon Gymnastics	7.900 9	8.200 15	7.900 15	8.200 16	8.900 13T	8.400 12T	49.500 15
16	5021	Younger Heringlake	Metropolitan	5.700 16	7.600 16	7.100 16	8.800 7T	8.800 15	7.000 16	45.000 16

2017 Rose City Challenge - Boys

Meet Results







Feb 24-26, 2017

Page: 1
Printed: 2/24/2017 11:34:31 AM

Men / 51 / 10 yrs

Session: 1

Judge's Signatures

Rank	Num	Name	Gym							AA
1	5036	Joshua Waibel	Tech Gymnastics	9.500 1	9.100 5	9.400 3T	9.100 2T	10.200 2T	9.200 2T	56.500 1
2	5010	Caleb Simon	Gem State Gymnastics	9.300 2	9.300 3T	9.300 5	8.800 5	10.200 2T	9.200 2T	56.100 2
3	5006	Elijah Sanchez	Danik	8.900 4	8.200 9	9.000 7	9.200 1	10.400 1	9.700 1	55.400 3
4	5027	Benjamin Xanthos	Oregon Gymnastics	9.200 3	9.700 1T	9.400 3T	8.500 7	10.100 4	8.400 7	55.300 4
5	5033	Owen Aman	SGA (Ballard)	8.400 5	8.700 7	10.000 1	8.600 6	10.000 5	9.200 2T	54.900 5
6	5040	Tyler Perry	Tech Gymnastics	7.800 6	8.900 6	9.200 6	9.000 4	9.900 6	8.600 5	53.400 6
7	5042	Kainoa Harwood	USGA	7.600 7	9.700 1T	8.500 8	8.400 8	9.600 7T	8.200 8	52.000 7
8	5032	Logan Blondin	SGA (Ballard)	6.000 9	9.300 3T	9.800 2	8.100 10	9.500 9	8.500 6	51.200 8
9	5025	Hagan Roberts	National Academy	6.700 8	8.500 8	7.900 9	8.200 9	9.600 7T	7.200 9	48.100 9
10	5008	Mitchel Wells	Danik	0.000 10	0.000 10	0.000 10	9.100 2T	0.000 10	0.000 10	9.100 10

2017 Rose City Challenge - Boys

Meet Results







Feb 24-26, 2017

Page: 1
Printed: 2/24/2017 11:34:46 AM

Men / 52 / 9 yrs

Session: 1

Judge's Signatures

Rank	Num	Name	Gym							AA
1	5005	Viktor Bury	Cascade Elite	7.200 3	9.500 1	9.300 1	8.800 2	9.100 1T	9.300 1	53.200 1
2	5001	pearson shelton	Anchorage	8.500 1	8.800 3T	9.100 2	7.700 6	8.800 4	7.800 2	50.700 2
3	5013	Quentin Maloney	Gem State Gymnastics	7.900 2	8.200 5	8.900 3	9.000 1	8.700 5	7.200 6	49.900 3
4	5004	Sawyer Keay	Cascade Elite	6.000 4	9.100 2	8.200 4	8.300 4	9.100 1T	7.400 4T	48.100 4
5	5018	Anthony Costanti	Metropolitan	5.600 5	8.800 3T	7.400 6	8.100 5	9.100 1T	7.400 4T	46.400 5
6	5017	Aidan Desmarteau	Metropolitan	4.900 6	7.200 6	7.500 5	8.600 3	8.300 6	7.700 3	44.200 6

2017 Rose City Challenge - Boys

Meet Results







Feb 24-26, 2017

Page: 1
Printed: 2/24/2017 11:34:51 AM

Men / 52 / 10 yrs

Session: 1

Judge's Signatures

Rank	Num	Name	Gym							AA
1	5002	Cash Christopher	Cascade Elite	8.800 2	8.900 3	9.600 1	8.700 3	10.400 1	9.600 1	56.000 1
2	5050	Ulysses Klebeck	Cascade Elite	8.000 6	9.300 2	9.000 2	8.800 2	9.200 3T	9.500 2	53.800 2
3	551	Kaspar Marwick	Cascade Elite	8.100 5	9.400 1	8.600 4T	8.500 5T	9.100 5T	8.300 5	52.000 3
4	5012	Joshua Ciccarello	Gem State Gymnastics	9.200 1	8.600 5	8.600 4T	8.900 1	8.000 7	8.200 6	51.500 4
5	5023	Maddox Gemin	Mt. Baker Gymnastics	7.600 7	8.700 4	8.200 6	8.600 4	9.200 3T	8.600 3	50.900 5
6	5015	Matthew Dollar	Metro Gymnastics	8.500 3	8.300 6	8.900 3	7.800 7	9.500 2	7.800 7	50.800 6
7	5000	mason miller	Anchorage	8.200 4	7.800 7	8.000 7	8.500 5T	9.100 5T	8.500 4	50.100 7

2017 Rose City Challenge - Boys

Meet Results

Feb 24-26, 2017







Page: 1

Printed: 2/24/2017 3:30 PM

Men / 51 / 7-8 yrs

Session: 2

Judge's Signatures

Rank	Num	Name	Gym							AA
1	5052	Chase Davis	Danik	10.400 2	9.600 2	10.500 1	9.000 4	9.900 1T	9.100 2	58.500 1
2	5053	Kaden Sanchez	Danik	10.000 3	7.300 8	10.200 2	9.600 1	8.900 8	10.300 1	56.300 2
3	5065	Shogo Yamashita	Metropolitan	9.300 4	9.800 1	10.000 3	8.700 6	9.700 3	8.400 5T	55.900 3
4	5085	Logan Chynoweth	SGA (Columbia City)	9.200 5	9.200 3	8.800 7	8.600 7	9.600 4T	8.800 3	54.200 4
5	5086	Shay West	SGA (Columbia City)	10.700 1	8.700 6	8.700 8	8.500 8	9.600 4T	7.600 8	53.800 5
6	5071	Seth Willett	National Academy	7.300 9	9.000 4T	9.900 4	8.900 5	9.900 1T	8.400 5T	53.400 6
7	5054	Lukas Choutka	Danik	8.300 6	9.000 4T	9.300 5	7.500 9	9.000 7	8.600 4	51.700 7
8	5069	Brooklyn Travis	National Academy	7.500 8	7.100 9	9.200 6	9.100 3	9.600 4T	7.800 7	50.300 8
9	5045	Jagger Ogdahl	Athletic Edge	7.800 7	7.700 7	7.900 9	9.300 2	8.400 9	6.600 9	47.700 9

2017 Rose City Challenge - Boys

Meet Results







Feb 24-26, 2017

Page: 1
Printed: 2/24/2017 3:31 PM

Men / 51 / 11 yrs

Session: 2

Judge's Signatures

Rank	Num	Name	Gym							AA
1	5081	Jack Miller	SGA (Ballard)	8.000 6	9.700 2T	9.800 1	8.900 2T	9.500 4T	9.800 1	55.700 1
2	5087	Jan Michelsen	Tech Gymnastics	9.100 3	8.700 4	8.900 3	8.800 4	10.100 1	8.600 2	54.200 2
3	5076	Gabriel Benischek	Precision Elite	9.300 1T	9.800 1	9.000 2	8.600 5T	9.500 4T	7.800 5T	54.000 3
4T	5088	Noah Maki	Tech Gymnastics	8.800 5	8.500 6	8.800 4T	8.600 5T	9.900 2	8.300 4	52.900 4T
4T	5046	Luke Banks	Athletic Edge	9.000 4	8.600 5	8.700 6	8.900 2T	9.300 6	8.400 3	52.900 4T
6	5080	Charles Cady	SGA (Ballard)	7.800 7	9.700 2T	8.800 4T	9.100 1	9.600 3	7.700 7	52.700 6
7	5073	Charlie Iliff	Oregon Gymnastics	9.300 1T	8.100 7	8.100 7	8.600 5T	8.800 7	7.800 5T	50.700 7

2017 Rose City Challenge - Boys

Meet Results

Feb 24-26, 2017







Page: 1

Printed: 2/24/2017 3:31 PM

Men / 51 / 12+ yrs

Session: 2

Judge's Signatures

Rank	Num	Name	Gym							AA
1	5077	Jason Dang	Precision Elite	9.900 1T	9.400 2T	10.500 1	8.200 8	10.300 1	10.000 1	58.300 1
2	5064	Samuel Pennington	Metropolitan	8.500 5	10.200 1	10.200 2	9.000 3	9.900 4	9.600 2	57.400 2
3	5043	bo tatalias	Anchorage	9.900 1T	9.400 2T	9.200 6	9.200 1	9.100 9	8.500 3	55.300 3
4	5079	Kayden McCavic	Riverside	9.400 3	9.100 6	9.400 4T	8.900 4T	10.000 2T	8.100 4T	54.900 4
5	5082	Maxim Kiianitsa	SGA (Ballard)	8.600 4	8.700 8	9.500 3	9.100 2	9.800 5	7.700 6T	53.400 5
6	5062	Griffin Walden	Metropolitan	7.400 9	9.200 4T	8.200 9T	8.700 6	9.200 8	8.100 4T	50.800 6
7	5051	Ayden Hettinger	Danik	8.100 6	8.500 9T	8.700 8	7.500 10	9.300 6T	7.700 6T	49.800 7
8	5070	Francis Anderson_Blankens	National Academy	8.000 7	9.200 4T	9.400 4T	8.400 7	10.000 2T	4.700 10	49.700 8
9	5061	Andre Pieters	Metropolitan	7.600 8	9.000 7	8.200 9T	8.900 4T	9.000 10	6.900 9	49.600 9
10	5072	Titus Fitzsimmons	National Academy	5.900 10	8.500 9T	8.900 7	8.100 9	9.300 6T	7.100 8	47.800 10

2017 Rose City Challenge - Boys

Meet Results

Feb 24-26, 2017







Page: 1

Printed: 2/24/2017 3:31 PM

Men / 52 / 7-8 yrs

Session: 2

Judge's Signatures

Rank	Num	Name	Gym							AA
1	5044	max marlow	Anchorage	8.400 1	8.900 1	8.000 2	8.800 1	9.000 1	8.700 1	51.800 1
2	5063	Julian Romine	Metropolitan	6.900 2	8.600 2	8.500 1	8.100 2	8.600 2	7.500 2	48.200 2

2017 Rose City Challenge - Boys

Meet Results

Feb 24-26, 2017







Page: 1

Printed: 2/24/2017 3:31 PM

Men / 52 / 11 yrs

Session: 2

Judge's Signatures







Rank	Num	Name	Gym							AA
1	5049	Nelson Krahn	Cascade Elite	6.900 4	9.500 1	9.100 2T	9.200 1	9.900 1	8.800 1	53.400 1
2	5047	Bryce Hendricksen	Cascade Elite	7.700 1	9.000 3	9.000 4	8.300 5	9.600 2T	8.300 2	51.900 2
3	5060	Zachary Klein	Metro Gymnastics	7.100 3	8.400 4	9.300 1	9.100 2T	9.400 4T	6.900 5	50.200 3
4	5066	Griffin Sall	Mid Columbia	6.000 5	9.100 2	9.100 2T	9.100 2T	9.400 4T	7.200 4	49.900 4
5	5083	Riley Keener	SGA (Ballard)	7.400 2	6.900 5	8.300 5	8.700 4	9.600 2T	7.300 3	48.200 5

2017 Rose City Challenge - Boys

Meet Results

Feb 24-26, 2017

Page: 1
 Printed: 2/24/2017 3:31 PM
 Men / 52 / 12+ yrs
 Session: 2
 Judge's Signatures

Rank	Num	Name	Gym							AA
1	5067	Marcus Winters	Mid Columbia	6.400 1	8.900 1	9.200 1	7.700 3	9.000 2	7.400 1	48.600 1
2	5058	Ashton Mahaffey	Metro Gymnastics	4.600 3	8.600 2	9.000 3	8.500 2	9.500 1	7.100 2	47.300 2
3	5059	Reid Dawson_Hurley	Metro Gymnastics	6.000 2	6.700 3	9.100 2	9.000 1	8.900 3	6.200 3	45.900 3

2017 Rose City Challenge - Boys

Team Results







Feb 24-26, 2017

Page: 1

Printed: 2/24/2017 3:30 PM

Men / All Levels / All Ages







Session: 1,2

Rank	Gym	Team	Score						
1	Danik	*	180.100	31.800 1	28.700 3T	30.800 2	27.900 1	30.200 2T	30.700 1
	5007	Ian Link		11.000	10.000			9.900	
	5009	Oliver Hales		10.400	9.100	10.100	9.100	9.900	10.700
	5052	Chase Davis		10.400	9.600	10.500			
	5053	Kaden Sanchez				10.200	9.600		10.300
	5006	Elijah Sanchez					9.200	10.400	9.700
2	Metropolitan	*	178.600	28.700 2	30.700 1	31.000 1	27.200 4	30.800 1	30.200 2
	5019	Justin Park		9.800	10.700	10.700	9.300	10.400	11.100
	5016	Aden Haury		9.600		10.100		10.500	9.500
	5065	Shogo Yamashita		9.300	9.800				
	5064	Samuel Pennington			10.200	10.200	9.000	9.900	9.600
	5061	Andre Pieters					8.900		
3	Tech Gymnastics	*	169.500	27.400 3	28.900 2	27.700 9	27.300 3	30.200 2T	28.000 4
	5036	Joshua Waibel		9.500		9.400	9.100	10.200	9.200
	5087	Jan Michelsen		9.100				10.100	8.600
	5088	Noah Maki		8.800					
	5038	Matthew Kokhan			9.700	9.100			10.200
	5037	Makar Shnitko			9.700				
	5039	Roman Sydorчук			9.500		9.200		
	5040	Tyler Perry				9.200	9.000	9.900	
4	SGA (Ballard)	*	167.300	25.000 7	28.700 3T	29.600 3	27.100 5	29.400 8	27.500 5
	5082	Maxim Kiianitsa		8.600			9.100	9.800	
	5033	Owen Aman		8.400		10.000		10.000	9.200
	5081	Jack Miller		8.000	9.700	9.800	8.900		9.800
	5080	Charles Cady			9.700		9.100	9.600	
	5032	Logan Blondin			9.300	9.800			8.500
5	Cascade Elite	*	166.400	24.900 8T	28.400 6	28.000 6	26.800 7	29.900 5	28.400 3
	5002	Cash Christopher		8.800		9.600		10.400	9.600
	551	Kaspar Marwick		8.100	9.400				
	5050	Ulysses Klebeck		8.000			8.800		9.500
	5049	Nelson Krahn			9.500	9.100	9.200	9.900	
	5005	Viktor Bury			9.500	9.300	8.800		9.300
	5047	Bryce Hendricksen						9.600	

2017 Rose City Challenge - Boys

Team Results

Feb 24-26, 2017

Rank	Gym	Team	Score						
6	Gem State Gymnastics	*	166.000	26.800 4T	28.300 7	27.900 7T	27.000 6	29.300 9	26.700 6
	5010	Caleb Simon		9.300	9.300	9.300		10.200	9.200
	5012	Joshua Ciccarello		9.200	8.600		8.900		8.200
	5011	Jacobi Dorr		8.300	10.400	9.700	9.100	10.400	9.300
	5013	Quentin Maloney				8.900	9.000	8.700	
7	Oregon Gymnastics	*	165.200	26.400 6	28.700 3T	27.900 7T	25.900 10	30.100 4	26.200 7
	5073	Charlie Iliff		9.300		8.100	8.600		
	5027	Benjamin Xanthos		9.200	9.700	9.400	8.500	10.100	8.400
	5028	Eli Hoffman		7.900	8.200			8.900	8.400
	5029	Timmy Heerwagen			10.800	10.400	8.800	11.100	9.400
8	Metro Gymnastics	*	162.600	24.900 8T	27.200 8	28.500 4T	27.600 2	29.500 6T	24.900 9
	5014	Austin Bernards		9.300	10.200	10.100	9.500	10.500	10.000
	5015	Matthew Dollar		8.500				9.500	7.800
	5060	Zachary Klein		7.100	8.400	9.300	9.100		
	5058	Ashton Mahaffey			8.600			9.500	7.100
	5059	Reid Dawson_Hurley				9.100	9.000		
9	Anchorage	*	159.600	26.800 4T	27.100 9	26.300 10	26.500 8T	27.200 10	25.700 8
	5043	bo tatalias		9.900	9.400	9.200	9.200	9.100	8.500
	5001	pearson shelton		8.500	8.800	9.100			
	5044	max marlow		8.400	8.900	8.000	8.800	9.000	8.700
	5000	mason miller					8.500	9.100	8.500
10	National Academy	*	158.400	23.100 10	26.900 10	28.500 4T	26.500 8T	29.500 6T	23.900 10
	5070	Francis Anderson_Blanke		8.000	9.200	9.400		10.000	
	5024	Blake Angeletta		7.600	8.700		8.500		7.700
	5069	Brooklyn Travis		7.500		9.200	9.100	9.600	7.800
	5071	Seth Willett			9.000	9.900	8.900	9.900	8.400
11	Precision Elite	*	112.300	19.200 12	19.200 12	19.500 11	16.800 13T	19.800 11	17.800 11
	5077	Jason Dang		9.900	9.400	10.500	8.200	10.300	10.000
	5076	Gabriel Benischek		9.300	9.800	9.000	8.600	9.500	7.800

2017 Rose City Challenge - Boys

Team Results







Feb 24-26, 2017

Page: 3

Printed: 2/24/2017 3:30 PM

Men / All Levels / All Ages

Session: 1,2

Rank	Gym	Team	Score						
12	SGA (Columbia City)	*	108.000	19.900 11	17.900 14	17.500 13	17.100 12	19.200 12	16.400 13
	5086 Shay West			10.700	8.700	8.700	8.500	9.600	7.600
	5085 Logan Chynoweth			9.200	9.200	8.800	8.600	9.600	8.800
13	USGA	*	102.800	14.700 14	19.300 11	17.100 14	16.800 13T	18.000 14	16.900 12
	5042 Kainoa Harwood			7.600	9.700	8.500	8.400	9.600	8.200
	5041 Josiah Downs			7.100	9.600	8.600	8.400	8.400	8.700
14	Athletic Edge	*	100.600	16.800 13	16.300 15	16.600 15	18.200 11	17.700 15	15.000 14
	5046 Luke Banks			9.000	8.600	8.700	8.900	9.300	8.400
	5045 Jagger Ogdahl			7.800	7.700	7.900	9.300	8.400	6.600
15	Mid Columbia	*	98.500	12.400 15	18.000 13	18.300 12	16.800 13T	18.400 13	14.600 15
	5067 Marcus Winters			6.400	8.900	9.200	7.700	9.000	7.400
	5066 Griffin Sall			6.000	9.100	9.100	9.100	9.400	7.200
16	Olympic Gymnastics	*	59.400	10.200 16	9.800 16	9.400 16T	9.100 16	9.900 17	11.000 16
	5089 Miles Barnet			10.200	9.800	9.400	9.100	9.900	11.000
17	Riverside	*	54.900	9.400 17	9.100 17	9.400 16T	8.900 17	10.000 16	8.100 18
	5079 Kayden McCavic			9.400	9.100	9.400	8.900	10.000	8.100
18	Mt. Baker Gymnastics	*	50.900	7.600 18	8.700 18	8.200 18	8.600 18	9.200 18	8.600 17
	5023 Maddox Gemin			7.600	8.700	8.200	8.600	9.200	8.600

2017 Rose City Challenge - Boys

Meet Results

Feb 24-26, 2017







Page: 1

Printed: 2/24/2017 7:38 PM

Men / 41 / 7-8 yrs

Session: 3

Judge's Signatures

Rank	Num	Name	Gym							AA
1	4047	JJ Pacquing	SGA (Columbia City)	10.800 1	10.200 1	10.800 1	8.800 5T	10.700 1	9.700 3T	61.000 1
2	4001	Jackson Hales	Danik	9.600 3	9.900 2	10.600 2	9.400 1	10.100 2	10.300 1	59.900 2
3	4036	Toby Wadsworth	Precision Elite	9.700 2	9.600 3T	9.600 6	8.900 4	9.500 5	9.700 3T	57.000 3
4	4000	Anders Wells	Danik	9.300 6T	8.900 7	10.100 3	8.800 5T	9.800 3T	9.000 9	55.900 4
5	9013	Emmitt Smith	Danik	8.800 10	9.500 5	9.100 9T	9.000 3	8.600 10	10.000 2	55.000 5
6	4018	Nathaniel Beckley	Gem State Gymnastics	9.200 8	8.700 8	10.000 4	9.100 2	9.200 6T	8.600 10	54.800 6
7	4023	Asa Kirkland	Precision Elite	9.300 6T	9.600 3T	8.900 11	8.400 10	9.100 8	9.400 6T	54.700 7
8T	4015	Henry Andrews	Gem State Gymnastics	9.400 5	8.500 10	9.900 5	8.500 9	8.900 9	9.200 8	54.400 8T
8T	4051	Tanner Boatman	SGA (Columbia City)	8.900 9	8.600 9	9.500 7	8.600 8	9.200 6T	9.600 5	54.400 8T
10	4046	Hudson Ayers	SGA (Columbia City)	9.500 4	8.000 12	9.100 9T	8.800 5T	9.800 3T	8.500 11	53.700 10
11	4043	Andrew Cameron	SGA (Columbia City)	8.600 11	9.300 6	9.300 8	8.100 12	8.100 11T	9.400 6T	52.800 11
12	4013	Trandyn Lundquist	Dynamic Gymnastics	8.500 12	8.300 11	8.800 12	8.300 11	8.100 11T	7.700 12	49.700 12

2017 Rose City Challenge - Boys

Meet Results

Feb 24-26, 2017







Page: 1

Printed: 2/24/2017 7:38 PM

Men / 41 / 9-10 yrs

Session: 3

Judge's Signatures







Rank	Num	Name	Gym							AA
1	4049	Marcus Ramsey	SGA (Columbia City)	10.000 1T	8.900 8T	10.800 1	9.300 1T	10.100 2	10.400 1	59.500 1
2	4021	Sawyer Miller	Oregon Olympic	10.000 1T	9.800 2	9.600 4	9.100 5T	10.300 1	9.700 2	58.500 2
3	4029	Joshua Rose	Precision Elite	9.600 3	10.700 1	9.100 9	9.100 5T	9.000 13	9.300 5	56.800 3
4	4025	Christopher McCoy	Precision Elite	9.500 4	9.500 3	9.700 2T	9.100 5T	9.100 12	8.900 7	55.800 4
5	4030	Matthew Fabyanchuk	Precision Elite	9.400 5T	9.300 5T	9.300 7T	9.300 1T	9.800 5T	8.600 9	55.700 5
6	4034	Rj Roberts	Precision Elite	9.300 8	8.800 11	9.500 5	8.900 9	9.800 5T	9.200 6	55.500 6
7	4022	Adam Chapin	Precision Elite	9.400 5T	9.300 5T	9.400 6	9.000 8	9.400 8	8.800 8	55.300 7
8	4032	Maxwell Appleton	Precision Elite	8.300 10T	8.900 8T	9.700 2T	9.200 4	9.200 10T	9.400 3T	54.700 8
9	4026	Eamonn Coleman	Precision Elite	8.400 9	9.400 4	8.700 11T	8.700 13T	9.900 3T	9.400 3T	54.500 9
10	4019	Tim Robinson	Gem State Gymnastics	9.400 5T	8.900 8T	8.500 13	9.300 1T	9.900 3T	8.100 10	54.100 10
11	4011	Peyton Bencich	Dynamic Gymnastics	8.200 12	8.700 12	9.300 7T	8.800 10T	9.500 7	5.800 14	50.300 11
12	4027	Forrester Anderson	Precision Elite	7.100 14	9.100 7	8.900 10	8.800 10T	8.400 14	7.900 11	50.200 12
13	4230	Brody Wilson	Oregon Olympic	8.300 10T	7.700 14	8.400 14	8.800 10T	9.200 10T	7.700 12	50.100 13
14	4006	Ethan Butler	Dynamic Gymnastics	7.500 13	7.900 13	8.700 11T	8.700 13T	9.300 9	6.000 13	48.100 14

2017 Rose City Challenge - Boys

Meet Results

Feb 24-26, 2017

Page: 1
 Printed: 2/24/2017 7:38 PM
 Men / 41 / 11+ yrs
 Session: 3
 Judge's Signatures

Rank	Num	Name	Gym							AA
1	4035	Seth Roberts	Precision Elite	9.500 1	8.300 2	8.900 1	9.400 1	9.500 1	9.800 1	55.400 1
2	4004	Dakotah Wolfe	Dynamic Gymnastics	7.900 2	8.700 1	7.800 2	8.400 2	8.600 2	7.000 2	48.400 2

2017 Rose City Challenge - Boys

Meet Results







Feb 24-26, 2017

Page: 1
Printed: 2/24/2017 7:38 PM

Men / 42 / 6 yrs

Session: 3

Judge's Signatures

Rank	Num	Name	Gym							AA
1	4045	Finn Boatman	SGA (Columbia City)	8.900 1	9.200 1	8.600 1	8.900 1	8.900 1	7.800 1	52.300 1

2017 Rose City Challenge - Boys

Meet Results

Feb 24-26, 2017







Page: 1

Printed: 2/24/2017 7:38 PM

Men / 42 / 7-8 yrs

Session: 3

Judge's Signatures

Rank	Num	Name	Gym							AA
1	4042	Alastair Berg	SGA (Columbia City)	9.200 1	9.100 1T	9.100 1	8.900 2T	9.600 2T	8.300 1T	54.200 1
2	4048	Luke Dunn	SGA (Columbia City)	9.000 2	9.100 1T	8.700 3	8.800 5	9.800 1	8.300 1T	53.700 2
3	4017	Jonathan_Walker Eichman	Gem State Gymnastics	7.600 5	8.200 5T	8.800 2	9.400 1	8.700 5	7.800 3	50.500 3
4	4031	Maximus Decaprio	Precision Elite	7.200 7	8.700 4	8.400 5	8.900 2T	9.600 2T	7.500 4	50.300 4
5	4005	Eden O'Neill	Dynamic Gymnastics	8.800 4	8.800 3	8.500 4	8.900 2T	8.400 6T	5.700 6	49.100 5
6	4009	Nate Phothivongsa	Dynamic Gymnastics	8.900 3	7.900 7	8.100 6	8.400 7	9.300 4	5.900 5	48.500 6
7	4040	Preston Sullivan	Rigert Elite	7.300 6	8.200 5T	6.500 7	8.600 6	8.400 6T	4.800 7	43.800 7

2017 Rose City Challenge - Boys

Meet Results







Feb 24-26, 2017

Page: 1
Printed: 2/24/2017 7:39 PM

Men / 42 / 9-10 yrs

Session: 3

Judge's Signatures







Rank	Num	Name	Gym							AA
1	4002	Alex Cover	Dynamic Gymnastics	7.800 5	8.900 1	8.800 2	8.200 3	9.700 1	7.800 2	51.200 1
2	4016	Henry Wright	Gem State Gymnastics	8.900 1	8.100 3	8.400 3T	9.300 1	9.100 2T	6.400 4	50.200 2
3	4010	Owen May	Dynamic Gymnastics	8.400 2	8.000 4	9.100 1	8.400 2	9.100 2T	6.500 3	49.500 3
4	4012	Seth Absalonson	Dynamic Gymnastics	8.300 3T	7.200 5	8.200 5	8.100 4	8.800 4T	8.000 1	48.600 4
5	4037	Ethan Sullivan	Rigert Elite	8.300 3T	8.800 2	8.400 3T	7.500 5	8.800 4T	4.500 5	46.300 5

2017 Rose City Challenge - Boys

Meet Results

Feb 24-26, 2017

Page: 1
 Printed: 2/24/2017 7:39 PM
 Men / 42 / 11+ yrs
 Session: 3
 Judge's Signatures

Rank	Num	Name	Gym							AA
1	4024	Brad Gianella	Precision Elite	8.500 3T	9.200 1	9.200 1	9.100 1	9.400 2	7.500 2T	52.900 1
2	4007	Jeb Polzine	Dynamic Gymnastics	9.100 1T	8.200 4	8.500 2	8.700 3T	9.600 1	8.300 1	52.400 2
3	4033	Raymond Holycross	Precision Elite	9.100 1T	9.100 2	8.400 3	8.900 2	9.300 3	7.500 2T	52.300 3
4	4003	Alex Jones	Dynamic Gymnastics	8.500 3T	7.900 6	8.000 4	8.400 5T	8.900 4	7.200 4	48.900 4
5	4038	Jack Anderson	Rigert Elite	8.200 5	8.000 5	7.400 5	8.400 5T	8.800 5T	6.800 5	47.600 5
6	4028	Jackson Faddis	Precision Elite	6.900 6	8.400 3	7.300 6	8.700 3T	8.800 5T	6.500 6	46.600 6

2017 Rose City Challenge - Boys

Team Results







Feb 24-26, 2017

Page: 1

Printed: 2/24/2017 7:37 PM

Men / All Levels / All Ages







Session: 3

Rank	Gym	Team	Score						
1	SGA (Columbia City)	*	177.500	30.300	28.700	31.100	27.100	30.600	29.700
				1	2	1	4	1	1
	4047 JJ Pacquing			10.800	10.200	10.800		10.700	9.700
	4049 Marcus Ramsey			10.000		10.800	9.300	10.100	10.400
	4046 Hudson Ayers			9.500					
	4043 Andrew Cameron				9.300				
	4045 Finn Boatman				9.200		8.900		
	4051 Tanner Boatman					9.500			9.600
	4042 Alastair Berg						8.900		
	4048 Luke Dunn							9.800	
2	Precision Elite	*	174.000	28.800	29.900	29.000	27.900	29.500	28.900
				2	1	3	2	2	3
	4036 Toby Wadsworth			9.700	9.600	9.600			9.700
	4029 Joshua Rose			9.600	10.700				
	4025 Christopher McCoy			9.500		9.700			
	4023 Asa Kirkland				9.600				
	4032 Maxwell Appleton					9.700	9.200		9.400
	4035 Seth Roberts						9.400		9.800
	4030 Matthew Fabyanchuk						9.300	9.800	
	4026 Eamonn Coleman							9.900	
	4034 Rj Roberts							9.800	
3	Danik	*	170.800	27.700	28.300	29.800	27.200	28.500	29.300
				4	3	2	3	4	2
	4001 Jackson Hales			9.600	9.900	10.600	9.400	10.100	10.300
	4000 Anders Wells			9.300	8.900	10.100	8.800	9.800	9.000
	9013 Emmitt Smith			8.800	9.500	9.100	9.000	8.600	10.000
4	Gem State Gymnastics	*	164.900	28.000	26.100	28.700	28.000	28.200	25.900
				3	5	4	1	5	4
	4015 Henry Andrews			9.400	8.500	9.900			9.200
	4019 Tim Robinson			9.400	8.900		9.300	9.900	8.100
	4018 Nathaniel Beckley			9.200	8.700	10.000		9.200	8.600
	4017 Jonathan_Walker Eichma					8.800	9.400		
	4016 Henry Wright						9.300	9.100	

2017 Rose City Challenge - Boys

Team Results

Feb 24-26, 2017

Rank	Gym	Team	Score						
5	Dynamic Gymnastics	*	159.700	26.800	26.400	27.200	26.400	28.800	24.100
				5	4	5	5	3	5
	4007	Jeb Polzine	9.100				8.700	9.600	8.300
	4009	Nate Phothivongsa	8.900						
	4005	Eden O'Neill	8.800	8.800			8.900		
	4002	Alex Cover		8.900	8.800			9.700	7.800
	4011	Peyton Bencich		8.700	9.300		8.800	9.500	
	4010	Owen May			9.100				
	4012	Seth Absalonson							8.000
6	Rigert Elite	*	137.700	23.800	25.000	22.300	24.500	26.000	16.100
				6	6	6	6	6	7
	4037	Ethan Sullivan	8.300	8.800	8.400	7.500	8.800	4.500	
	4038	Jack Anderson	8.200	8.000	7.400	8.400	8.800	6.800	
	4040	Preston Sullivan	7.300	8.200	6.500	8.600	8.400	4.800	
7	Oregon Olympic	*	108.600	18.300	17.500	18.000	17.900	19.500	17.400
				7	7	7	7	7	6
	4021	Sawyer Miller	10.000	9.800	9.600	9.100	10.300	9.700	
	4230	Brody Wilson	8.300	7.700	8.400	8.800	9.200	7.700	

2017 Rose City Challenge - Boys

Meet Results







Feb 24-26, 2017

Page: 1
Printed: 2/25/2017 10:48:05 AM

Men / 8 / 11-12 yrs

Session: 4

Judge's Signatures

Rank	Num	Name	Gym							AA
1	8006	Jadon Giuliano	Oregon Gymnastics	12.350 1	12.350 2	11.200 2	10.200 2T	12.200 2	11.450 1	69.750 1
2	8001	Logan Havas	Madison Gymnastics	11.500 2	12.400 1	11.300 1	10.600 1	12.100 3	11.250 3	69.150 2
3	8003	Luke Dassonville	National Academy	10.400 3	11.100 4	9.700 4	10.200 2T	11.350 4	9.200 4	61.950 3
4	8004	Christopher Xanthos	Oregon Gymnastics	5.850 4	11.400 3	10.900 3	0.000 4	12.550 1	11.300 2	52.000 4

2017 Rose City Challenge - Boys

Meet Results







Feb 24-26, 2017

Page: 1
Printed: 2/25/2017 10:48:22 AM

Men / 8 / 13-14 yrs

Session: 4

Judge's Signatures

Rank	Num	Name	Gym							AA
1	8007	Talon Petterson	Precision Elite	11.400 1	12.650 1	10.400 4	10.800 1	12.350 1	10.650 1	68.250 1
2	8002	Akea Pavel	National Academy	11.000 3	11.850 2	10.500 3	10.600 4	11.450 3	9.650 2	65.050 2
3	8005	Daniel Zahariev	Oregon Gymnastics	11.050 2	11.250 3	10.750 2	10.650 3	10.600 4	8.800 3	63.100 3
4	107	Kendall Alexander	Metro Gymnastics	10.750 4	0.000 4T	11.200 1	10.750 2	12.250 2	0.000 4T	44.950 4
5	8000	Ty Phillips	Dynamic Gymnastics	0.000 5	0.000 4T	0.000 5	0.000 5	0.000 5	0.000 4T	0.000 5

2017 Rose City Challenge - Boys

Meet Results







Feb 24-26, 2017

Page: 1
Printed: 2/25/2017 10:46:56 AM

Men / 71 / 10-11 yrs

Session: 4

Judge's Signatures

Rank	Num	Name	Gym							AA
1	7005	Porter Aeschliman	Dynamic Gymnastics	10.200 2	11.550 1	10.350 1	8.600 1	11.200 1	10.100 1	62.000 1
2	7003	Will Taplin	Danik	10.800 1	9.350 3T	10.000 2	8.500 2	10.050 3	9.350 2	58.050 2
3	7017	Carson Higley	USGA	9.950 3	9.350 3T	9.400 3	8.200 3	10.700 2	9.000 3	56.600 3
4	7004	Jeland Leman	Dynamic Gymnastics	9.000 4	8.300 5	7.950 5	8.000 4	8.450 5	7.950 4	49.650 4
5	7015	Aaron Yarbrough	USGA	7.100 5	9.900 2	8.250 4	7.900 5	8.550 4	4.100 5	45.800 5

2017 Rose City Challenge - Boys

Meet Results







Feb 24-26, 2017

Page: 1
Printed: 2/25/2017 10:47:07 AM

Men / 71 / 12+ yrs

Session: 4

Judge's Signatures

Rank	Num	Name	Gym							AA
1	7014	Zane Viles	Oregon Olympic	9.900 2	10.450 2	8.100 6	8.400 2T	10.500 1	8.950 1	56.300 1
2	7001	Kelton Hucks	Danik	9.500 4	10.700 1	9.850 1	8.000 6	10.450 2	6.750 6	55.250 2
3	7000	Grayson Hales	Danik	9.650 3	10.400 3	7.550 8	8.400 2T	9.050 6	7.700 3	52.750 3
4	7147	Nathan Vezina	Oregon Olympic	10.550 1	9.100 5	9.000 4	8.950 1	9.900 3	4.100 9	51.600 4
5	7007	Ty Friedman	Dynamic Gymnastics	8.650 6	8.050 8	9.200 2T	7.600 8	8.600 8	8.000 2	50.100 5
6	7012	Declan Abers	Oregon Gymnastics	8.850 5	8.850 6	8.150 5	7.700 7	9.850 4	5.300 7	48.700 6
7	7011	Brian Meier	Mid Columbia	7.550 9	6.500 10	9.200 2T	8.400 2T	8.650 7	6.900 5	47.200 7
8	7013	Kazuto Shiojima	Oregon Gymnastics	7.950 8	7.700 9	7.500 9	8.300 5	7.350 10	7.250 4	46.050 8
9	7016	Adrian Facundo	USGA	8.050 7	9.450 4	7.300 10	7.450 9	7.950 9	4.600 8	44.800 9
10	7008	Carson Kopetz	MAC Gymnastics	0.000 10	8.250 7	7.900 7	0.000 10	9.600 5	2.700 10	28.450 10

2017 Rose City Challenge - Boys

Meet Results







Feb 24-26, 2017

Page: 1
Printed: 2/25/2017 10:47:46 AM

Men / 72 / 12+ yrs

Session: 4

Judge's Signatures

Rank	Num	Name	Gym							AA
1	7009	Eli Long	MAC Gymnastics	8.200 2	8.350 1	7.350 3	8.050 1	8.650 1	2.900 2	43.500 1
2	7006	Trevahn Ignacio	Dynamic Gymnastics	8.250 1	7.350 2	8.000 2	7.700 3	8.550 2	3.500 1	43.350 2
3	7010	Aron Reid	Mid Columbia	8.100 3	7.000 3	8.550 1	7.900 2	6.700 3	1.700 3	39.950 3

2017 Rose City Challenge - Boys

Meet Results







Feb 24-26, 2017

Page: 1
Printed: 2/25/2017 10:49:15 AM

Men / JD / 12-14 yrs

Session: 4

Judge's Signatures

Rank	Num	Name	Gym							AA
1	106	Enoch Myers	Madison Gymnastics	9.450 2	9.300 2	9.350 1	10.600 1	9.800 1	8.650 2	57.150 1
2	105	Conner Shaw	Madison Gymnastics	9.600 1	9.400 1	8.450 2	10.250 2	9.450 2	9.100 1	56.250 2

2017 Rose City Challenge - Boys

Meet Results







Feb 24-26, 2017

Page: 1
Printed: 2/25/2017 10:49:28 AM

Men / JD / 15-18 yrs

Session: 4







Judge's Signatures

Rank	Num	Name	Gym							AA
1	102	Luke Bingham	Danik	10.900 1	9.300 2	9.900 2	11.900 1	10.250 1	9.600 1	61.850 1
2	111	Tyler Wilson	USGA	9.800 3	9.150 3	9.350 4	11.500 2	10.200 2	9.000 2	59.000 2
3	104	Calin Herzoff	Madison Gymnastics	8.900 6	10.100 1	10.000 1	10.450 5	9.800 3	8.500 3T	57.750 3
4	9000	Marcos Gerbasi	Billings Gymnastics	9.700 4	6.800 4	9.050 5	10.900 3	9.550 6	8.500 3T	54.500 4
5	103	David Nowell	Gym Nest	9.200 5	0.000 5T	8.600 6	10.500 4	9.750 4	0.000 5T	38.050 5
6	6022	Max Spiess	Metro Gymnastics	9.900 2	0.000 5T	9.600 3	9.450 6	0.000 7	0.000 5T	28.950 6
7	100	Connor Robideau	Danik	0.000 7	0.000 5T	0.000 7	0.000 7	9.700 5	0.000 5T	9.700 7

2017 Rose City Challenge - Boys

Team Results







Feb 24-26, 2017

Rank	Gym	Team	Score						
1	Oregon Gymnastics	*	196.150	32.250 1	35.000 1	32.850 1	29.150 2	35.350 1	31.550 1
	8006	Jadon Giuliano		12.350	12.350	11.200	10.200	12.200	11.450
	8005	Daniel Zahariev		11.050	11.250	10.750	10.650	10.600	8.800
	7012	Declan Abers		8.850					
	8004	Christopher Xanthos			11.400	10.900		12.550	11.300
	7013	Kazuto Shiojima					8.300		
2	Madison Gymnastics	*	185.450	30.550 3	31.900 2	30.650 2	31.650 1	31.700 2	29.000 2
	8001	Logan Havas		11.500	12.400	11.300	10.600	12.100	11.250
	105	Conner Shaw		9.600	9.400				9.100
	106	Enoch Myers		9.450		9.350	10.600	9.800	8.650
	104	Calin Herzoff			10.100	10.000	10.450	9.800	
3	Danik	*	177.750	31.350 2	30.450 3	29.750 3	28.800 3	30.750 3	26.650 3
	102	Luke Bingham		10.900		9.900	11.900	10.250	9.600
	7003	Will Taplin		10.800	9.350	10.000	8.500	10.050	9.350
	7000	Grayson Hales		9.650	10.400		8.400		7.700
	7001	Kelton Hucks			10.700	9.850		10.450	
4	USGA	*	163.150	27.800 5	28.700 4	27.000 5	27.600 4	29.450 4	22.600 5
	7017	Carson Higley		9.950	9.350	9.400	8.200	10.700	9.000
	111	Tyler Wilson		9.800		9.350	11.500	10.200	9.000
	7016	Adrian Facundo		8.050	9.450				4.600
	7015	Aaron Yarbrough			9.900	8.250	7.900	8.550	
5	Dynamic Gymnastics	*	162.000	27.850 4	27.900 5	27.550 4	24.300 5	28.350 5	26.050 4
	7005	Porter Aeschliman		10.200	11.550	10.350	8.600	11.200	10.100
	7004	Jaeland Leman		9.000	8.300		8.000		7.950
	7007	Ty Friedman		8.650	8.050	9.200		8.600	8.000
	7006	Trevahn Ignacio				8.000	7.700	8.550	
6	National Academy	*	127.000	21.400 6	22.950 6	20.200 7	20.800 6	22.800 6	18.850 6
	8002	Akea Pavel		11.000	11.850	10.500	10.600	11.450	9.650
	8003	Luke Dassonville		10.400	11.100	9.700	10.200	11.350	9.200

2017 Rose City Challenge - Boys

Team Results

Feb 24-26, 2017

Rank	Gym	Team	Score						
7	Oregon Olympic	*	107.900	20.450 8	19.550 7	17.100 9	17.350 8	20.400 7	13.050 7
	7147 Nathan Vezina			10.550	9.100	9.000	8.950	9.900	4.100
	7014 Zane Viles			9.900	10.450	8.100	8.400	10.500	8.950
8	Mid Columbia	*	87.150	15.650 9	13.500 9	17.750 8	16.300 9	15.350 9	8.600 9
	7010 Aron Reid			8.100	7.000	8.550	7.900	6.700	1.700
	7011 Brian Meier			7.550	6.500	9.200	8.400	8.650	6.900
9	Metro Gymnastics	*	73.900	20.650 7	0.000 12T	20.800 6	20.200 7	12.250 11	0.000 12T
	107 Kendall Alexander			10.750		11.200	10.750	12.250	
	6022 Max Spiess			9.900		9.600	9.450		
10	MAC Gymnastics	*	71.950	8.200 13	16.600 8	15.250 10	8.050 13	18.250 8	5.600 11
	7009 Eli Long			8.200	8.350	7.350	8.050	8.650	2.900
	7008 Carson Kopetz				8.250	7.900		9.600	2.700
11	Precision Elite	*	68.250	11.400 10	12.650 10	10.400 11	10.800 11	12.350 10	10.650 8
	8007 Talon Petterson			11.400	12.650	10.400	10.800	12.350	10.650
12	Billings Gymnastics	*	54.500	9.700 11	6.800 11	9.050 12	10.900 10	9.550 13	8.500 10
	9000 Marcos Gerbasi			9.700	6.800	9.050	10.900	9.550	8.500
13	Gym Nest	*	38.050	9.200 12	0.000 12T	8.600 13	10.500 12	9.750 12	0.000 12T
	103 David Nowell			9.200		8.600	10.500	9.750	

2017 Rose City Challenge - Boys

Meet Results







Feb 24-26, 2017

Page: 1
Printed: 2/25/2017 2:33:11 PM

Men / 9 / 13 yrs

Session: 5

Judge's Signatures

Rank	Num	Name	Gym							AA
1	9007	Payton Lerwill	Madison Gymnastics	Diff: 3.400	3.000	3.000	2.200	3.000	2.100	
				Exec: 9.250	7.600	8.650	9.150	8.850	8.200	
				ND:						
				Final: 12.650	10.600	11.650	11.350	11.850	10.300	68.400
				Place: 1	2	1	1	2	1	1
2	9006	James Smart	Madison Gymnastics	Diff: 3.300	2.800	3.000	2.400	3.000	2.000	
				Exec: 7.650	8.800	8.350	8.600	9.150	8.250	
				ND:						
				Final: 10.950	11.600	11.350	11.000	12.150	10.250	67.300
				Place: 4	1	2	2T	1	2	2
3	9002	David Thew	Dynamic Gymnastics	Diff: 3.400	1.900	2.000	2.200	2.700	1.900	
				Exec: 7.400	7.900	8.500	8.750	8.200	7.900	
				ND:						
				Final: 10.800	9.800	10.500	10.950	10.900	9.800	62.750
				Place: 5	5	4	4	4	3	3
4	9008	Caleb Reese	National Academy	Diff: 3.200	3.200	2.400	2.200	3.200	2.400	
				Exec: 8.350	6.450	7.500	7.700	8.600	7.000	
				ND:						
				Final: 11.550	9.650	9.900	9.900	11.800	9.400	62.200
				Place: 3	6	6	6	3	4	4
5	9004	Patrick McCarthy	Dynamic Gymnastics	Diff: 3.300	2.400	2.200	1.600	2.200	2.000	
				Exec: 8.300	7.500	9.100	8.750	7.750	6.450	
				ND:						
				Final: 11.600	9.900	11.300	10.350	9.950	8.450	61.550
				Place: 2	3T	3	5	6	5	5
6	9005	Samual Leman	Dynamic Gymnastics	Diff: 3.100	2.300	2.300	1.700	2.200	2.000	
				Exec: 7.200	7.600	7.950	9.300	8.100	5.800	
				ND:						
				Final: 10.300	9.900	10.250	11.000	10.300	7.800	59.550
				Place: 6	3T	5	2T	5	6	6

2017 Rose City Challenge - Boys

Meet Results

Feb 24-26, 2017







Page: 1

Printed: 2/25/2017 2:33:30 PM

Men / 9 / 14 - 15 yr

Session: 5

Judge's Signatures

Rank	Num	Name	Gym							AA
1	9011	Juanito Kresl	Oregon Gymnastics	Diff: 4.200	2.500	2.300	2.800	3.400	3.500	
				Exec: 9.200	6.650	9.550	9.000	9.000	8.850	
				ND:						
				Final: 13.400	9.150	11.850	11.800	12.400	12.350	70.950
				Place: 1	4	1	1	1	1	1
2	9010	Malakai Gaines	National Academy	Diff: 3.500	3.200	2.600	2.400	2.500	2.600	
				Exec: 7.750	8.450	7.950	9.050	7.250	5.850	
				ND:						
				Final: 11.250	11.650	10.550	11.450	9.750	8.450	63.100
				Place: 4	1	3	2	3	3	2
3	9009	Ethan Phan	National Academy	Diff: 3.600	4.400	2.700	2.200	3.400	2.600	
				Exec: 7.900	4.950	6.500	8.900	8.500	6.050	
				ND:						
				Final: 11.500	9.350	9.200	11.100	11.900	8.650	61.700
				Place: 3	3	4	3	2	2	3
4	9003	Keegan Estep	Dynamic Gymnastics	Diff: 3.400	2.000	2.200	1.600	0.100	1.700	
				Exec: 8.250	7.800	8.550	8.850	3.700	6.400	
				ND:						
				Final: 11.650	9.800	10.750	10.450	3.800	8.100	54.550
				Place: 2	2	2	5	4	4	4
5	9012	Michael James	Tech Gymnastics	Diff: 3.700	0.000	0.000	2.400	0.000	0.000	
				Exec: 7.300	0.000	0.000	8.300	0.000	0.000	
				ND:						
				Final: 11.000	0.000	0.000	10.700	0.000	0.000	21.700
				Place: 5	5	5	4	5	5	5

2017 Rose City Challenge - Boys

Meet Results







Feb 24-26, 2017

Page: 1
Printed: 2/25/2017 2:33:52 PM

Men / 10 / 15 yrs

Session: 5

Judge's Signatures

Rank	Num	Name	Gym							AA
1	1006	Wesley Knudson	Danik	Diff: 3.800	3.100	3.700	2.800	3.300	3.300	
				Exec: 9.300	8.900	8.400	8.800	8.900	8.150	
				ND:						
				Final: 13.100	12.000	12.100	11.600	12.200	11.450	72.450
				Place: 1	1	1	3	2	1	1
2	1012	Zackrey Lerwill	Madison Gymnastics	Diff: 3.400	3.300	3.100	3.200	3.200	3.200	
				Exec: 9.050	7.200	8.350	8.800	8.550	7.000	
				ND:						
				Final: 12.450	10.500	11.450	12.000	11.750	10.200	68.350
				Place: 3	5	2	2	3	2	2
3	1016	Ridley Roelofs	Metro Gymnastics	Diff: 3.600	3.100	3.000	2.400	3.200	2.000	
				Exec: 9.200	8.200	8.300	9.100	9.100	5.650	
				ND:						
				Final: 12.800	11.300	11.300	11.500	12.300	7.650	66.850
				Place: 2	2	3	4	1	6	3
4	1009	Michael McCarthy	Dynamic Gymnastics	Diff: 3.100	2.400	2.100	2.000	1.800	1.600	
				Exec: 8.400	8.150	9.100	8.350	8.700	7.550	
				ND:						
				Final: 11.500	10.550	11.200	10.350	10.500	9.150	63.250
				Place: 4	4	4	5	5	5	4
5	1022	Will Taylor	National Academy	Diff: 4.100	3.400	3.300	3.200	2.300	2.300	
				Exec: 6.750	6.700	6.150	8.950	7.700	6.950	
				ND:						
				Final: 10.850	10.100	9.450	12.150	10.000	9.250	61.800
				Place: 5	6	6	1	6	4	5
6	1018	Brenden Tully	Mt. Baker Gymnastics	Diff: 0.000	3.000	2.500	0.000	3.000	2.100	
				Exec: 0.000	8.100	8.100	0.000	8.100	7.400	
				ND:						
				Final: 0.000	11.100	10.600	0.000	11.100	9.500	42.300
				Place: 6	3	5	6	4	3	6

2017 Rose City Challenge - Boys

Meet Results







Feb 24-26, 2017

Page: 1
Printed: 2/25/2017 2:34:01 PM

Men / 10 / 16 yrs

Session: 5

Judge's Signatures

Rank	Num	Name	Gym							AA
1	1004	Ashton OConnor	Danik	Diff: 3.400	3.000	4.100	2.400	3.500	2.700	
				Exec: 8.600	8.950	9.000	8.800	9.000	8.300	
				ND:						
				Final: 12.000	11.950	13.100	11.200	12.500	11.000	71.750
				Place: 2T	1	1	5	2	3	1
2	1023	Anthony Xanthos	Oregon Gymnastics	Diff: 3.100	3.800	3.200	3.200	3.200	2.800	
				Exec: 8.900	6.800	8.600	9.050	9.350	8.350	
				ND:						
				Final: 12.000	10.600	11.800	12.250	12.550	11.150	70.350
				Place: 2T	3	3	1	1	2	2
3	1008	Gianni Young	Dynamic Gymnastics	Diff: 4.100	3.800	4.000	3.200	4.000	2.900	
				Exec: 7.900	8.000	7.850	8.400	7.850	7.800	
				ND:						
				Final: 12.000	11.800	11.850	11.600	11.850	10.700	69.800
				Place: 2T	2	2	4	4	4	3
4	1007	Brody Lusk	Dynamic Gymnastics	Diff: 4.400	2.400	2.700	2.800	3.300	2.000	
				Exec: 8.350	7.450	7.800	9.000	8.850	9.400	
				ND:						
				Final: 12.750	9.850	10.500	11.800	12.150	11.400	68.450
				Place: 1	4	4	3	3	1	4
5	1020	Zachary Anderson	Mt. Baker Gymnastics	Diff: 3.200	2.900	2.100	1.600	2.500	2.100	
				Exec: 8.700	5.600	8.000	9.350	8.200	5.450	
				ND:						
				Final: 11.900	8.500	10.100	10.950	10.700	7.550	59.700
				Place: 5	6	5	6	6	5	5
6	109	Aidan Poole	Precision Elite	Diff: 3.600	1.500	2.100	3.200	3.000	0.500	
				Exec: 6.200	7.150	6.550	8.850	8.100	6.850	
				ND:						
				Final: 9.800	8.650	8.650	12.050	11.100	7.350	57.600
				Place: 6	5	6	2	5	6	6

2017 Rose City Challenge - Boys

Meet Results







Feb 24-26, 2017

Page: 1
Printed: 2/25/2017 2:34:14 PM

Men / 10 / 17 yrs

Session: 5

Judge's Signatures

Rank	Num	Name	Gym							AA
1	1015	Rankin Shum	Metro Gymnastics	Diff: 4.000	3.400	2.500	3.200	3.200	2.700	
				Exec: 8.200	9.100	7.850	8.950	8.200	6.650	
				ND: _____	_____	_____	_____	_____	_____	
				Final: 12.200	12.500	10.350	12.150	11.400	9.350	67.950
				Place: 1T	1	5	1	8	5	1
2	1028	Travis Fields	Oregon Olympic	Diff: 3.200	3.100	3.400	2.200	3.700	2.300	
				Exec: 7.750	8.600	7.400	9.100	8.800	7.500	
				ND: _____	_____	_____	_____	_____	_____	
				Final: 10.950	11.700	10.800	11.300	12.500	9.800	67.050
				Place: 7T	5	4	4	1	1	2
3	1001	Clay Nelson	Billings Gymnastics	Diff: 3.100	3.000	3.000	2.200	3.000	2.700	
				Exec: 7.950	8.900	7.250	9.150	9.000	6.700	
				ND: _____	_____	_____	_____	_____	_____	
				Final: 11.050	11.900	10.250	11.350	12.000	9.400	65.950
				Place: 5	4	6	3	3	4	3
4	1002	Ethan Melder	Billings Gymnastics	Diff: 3.600	2.900	2.500	3.200	2.400	2.600	
				Exec: 7.750	7.150	7.650	8.650	9.500	7.000	
				ND: _____	_____	_____	_____	_____	_____	
				Final: 11.350	10.050	10.150	11.850	11.900	9.600	64.900
				Place: 4	8	7	2	4	3	4
5	1030	Preston Clark	USGA	Diff: 3.400	3.400	3.900	2.400	3.500	2.100	
				Exec: 7.550	6.800	7.950	8.500	8.050	6.000	
				ND: _____	_____	_____	_____	_____	_____	
				Final: 10.950	10.200	11.850	10.900	11.550	8.100	63.550
				Place: 7T	7	2	6	7	7	5
6	1029	Kevin O'brien	Precision Elite	Diff: 3.700	2.800	2.500	2.400	3.500	2.100	
				Exec: 6.950	7.550	6.300	7.950	8.350	6.400	
				ND: _____	_____	_____	_____	_____	_____	
				Final: 10.650	10.350	8.800	10.350	11.850	8.500	60.500
				Place: 9	6	8	8	5	6	6
7	1003	James Standish	Billings Gymnastics	Diff: 3.200	3.100	3.200	2.400	3.100	0.000	
				Exec: 8.550	9.100	8.850	8.450	8.600	0.000	
				ND: _____	_____	_____	_____	_____	_____	
				Final: 11.750	12.200	12.050	10.850	11.700	0.000	58.550
				Place: 3	3	1	7	6	8*	7
8	1014	Joe McDonnell_Myers	Metro Gymnastics	Diff: 0.000	3.200	2.300	0.000	3.000	3.000	
				Exec: 0.000	9.200	8.600	0.000	9.350	6.700	
				ND: _____	_____	_____	_____	_____	_____	
				Final: 0.000	12.400	10.900	0.000	12.350	9.700	45.350
				Place: 10*	2	3	10*	2	2	8
9	1010	Keegan Proctor	Gym Nest	Diff: 3.200	3.100	0.000	1.600	2.400	0.000	
				Exec: 7.800	5.650	0.000	8.350	7.800	0.000	
				ND: _____	_____	_____	_____	_____	_____	
				Final: 11.000	8.750	0.000	9.950	10.200	0.000	39.900
				Place: 6	9	9*	9	10	8*	9
10	1017	Thomas "Keaton" Whittaker	Metro Gymnastics	Diff: 3.900	0.000	0.000	2.200	2.300	0.000	
				Exec: 8.300	0.000	0.000	8.950	8.100	0.000	
				ND: _____	_____	_____	_____	_____	_____	
				Final: 12.200	0.000	0.000	11.150	10.400	0.000	33.750
				Place: 1T	10*	9*	5	9	8*	10

2017 Rose City Challenge - Boys







Meet Results

Feb 24-26, 2017

Page: 2
Printed: 2/25/2017 2:34:15 PM

Men / 10 / 17 yrs

Session: 5

Rank	Num	Name	Gym							AA
11	1021	Henry Parette	National Academy	Diff: 0.000	0.000	0.000	0.000	0.000	0.000	
				Exec: 0.000	0.000	0.000	0.000	0.000	0.000	
				ND:						
				Final: 0.000	0.000	0.000	0.000	0.000	0.000	0.000
				Place: 10*	10*	9*	10*	11	8*	11

2017 Rose City Challenge - Boys

Meet Results

Feb 24-26, 2017







Page: 1

Printed: 2/25/2017 2:34:26 PM

Men / 10 / 18+ yrs

Session: 5

Judge's Signatures

Rank	Num	Name	Gym							AA
1	1025	Jacob Small	Oregon Gymnastics	Diff: 2.900 Exec: 9.050 ND: Final: 11.950 Place: 1	3.100 7.100 10.200 4	2.100 9.150 11.250 2	2.400 8.750 11.150 1	2.900 8.050 10.950 3	2.300 6.400 8.700 2	64.200 1
2	1005	Colton Dee	Danik	Diff: 0.000 Exec: 0.000 ND: Final: 0.000 Place: 4*	4.300 7.950 12.250 1	5.200 9.300 14.500 1	0.000 0.000 0.000 3*	4.600 9.200 13.800 1	4.300 6.250 10.550 1	51.100 2
3	1026	Patrick Bride	Oregon Gymnastics	Diff: 2.800 Exec: 7.950 ND: Final: 10.750 Place: 3	3.100 7.650 10.750 3	0.000 0.000 0.000 4*	1.600 8.650 10.250 2	2.400 9.150 11.550 2	0.000 0.000 0.000 3*	43.300 3
4	1013	Ben Karlson	Metro Gymnastics	Diff: 2.800 Exec: 8.700 ND: Final: 11.500 Place: 2	3.000 8.950 11.950 2	2.300 8.500 10.800 3	0.000 0.000 0.000 3*	0.000 0.000 0.000 4*	0.000 0.000 0.000 3*	34.250 4
5	1011	Ryker Shaw	Madison Gymnastics	Diff: 0.000 Exec: 0.000 ND: Final: 0.000 Place: 4*	0.000 0.000 0.000 5	0.000 0.000 0.000 4*	0.000 0.000 0.000 3*	0.000 0.000 0.000 4*	0.000 0.000 0.000 3*	0.000 5

2017 Rose City Challenge - Boys

Team Results







Feb 24-26, 2017

Page: 1

Printed: 2/25/2017 2:32:58 PM

Men / All Levels / All Ages







Session: 5

Rank	Gym	Team	Score						
1	Oregon Gymnastics	*	207.700	37.350	31.550	34.900	35.200	36.500	32.200
				1	6	2	1	2	2
	9011	Juanito Kresl	13.400			11.850	11.800	12.400	12.350
	1023	Anthony Xanthos	12.000		10.600	11.800	12.250	12.550	11.150
	1025	Jacob Small	11.950		10.200	11.250	11.150		8.700
	1026	Patrick Bride			10.750			11.550	
2	Metro Gymnastics	*	204.600	37.200	36.850	33.000	34.800	36.050	26.700
				2	1	5	2	3	6
	1016	Ridley Roelofs	12.800			11.300	11.500	12.300	7.650
	1015	Rankin Shum	12.200		12.500		12.150	11.400	9.350
	1017	Thomas "Keaton" Whitta	12.200				11.150		
	1014	Joe McDonnell_Myers			12.400	10.900		12.350	9.700
	1013	Ben Karlson			11.950	10.800			
3	Dynamic Gymnastics	*	204.200	36.400	32.250	34.350	34.400	34.900	31.900
				3	5	4	4	6	3
	1007	Brody Lusk	12.750				11.800	12.150	11.400
	1008	Gianni Young	12.000		11.800	11.850	11.600	11.850	10.700
	9003	Keegan Esteap	11.650						
	1009	Michael McCarthy			10.550	11.200			
	9004	Patrick McCarthy			9.900	11.300			
	9005	Samual Leman					11.000		
	9002	David Thew						10.900	9.800
4	Madison Gymnastics	*	204.050	36.050	32.700	34.450	34.350	35.750	30.750
				4	4	3	5	4	4
	9007	Payton Lerwill	12.650		10.600	11.650	11.350	11.850	10.300
	1012	Zackrey Lerwill	12.450		10.500	11.450	12.000	11.750	10.200
	9006	James Smart	10.950		11.600	11.350	11.000	12.150	10.250
5	Danik	*	195.300	25.100	36.200	39.700	22.800	38.500	33.000
				7	2	1	7	1	1
	1006	Wesley Knudson	13.100		12.000	12.100	11.600	12.200	11.450
	1004	Ashton OConnor	12.000		11.950	13.100	11.200	12.500	11.000
	1005	Colton Dee			12.250	14.500		13.800	10.550
6	National Academy	*	191.300	34.300	31.400	29.900	34.700	33.700	27.300
				5	7	7	3	7	5
	9008	Caleb Reese	11.550		9.650	9.900		11.800	9.400
	9009	Ethan Phan	11.500				11.100	11.900	8.650
	9010	Malakai Gaines	11.250		11.650	10.550	11.450		
	1022	Will Taylor			10.100	9.450	12.150	10.000	9.250

2017 Rose City Challenge - Boys

Team Results

Feb 24-26, 2017

Rank	Gym	Team	Score						
7	Billings Gymnastics	*	189.400	34.150 6	34.150 3	32.450 6	34.050 6	35.600 5	19.000 7
	1003 James Standish			11.750	12.200	12.050	10.850	11.700	
	1002 Ethan Melder			11.350	10.050	10.150	11.850	11.900	9.600
	1001 Clay Nelson			11.050	11.900	10.250	11.350	12.000	9.400
8	Precision Elite	*	118.100	20.450 8	19.000 9	17.450 9	22.400 8	22.950 8	15.850 9
	1029 Kevin O'brien			10.650	10.350	8.800	10.350	11.850	8.500
	109 Aidan Poole			9.800	8.650	8.650	12.050	11.100	7.350
9	Mt. Baker Gymnastics	*	102.000	11.900 9	19.600 8	20.700 8	10.950 10	21.800 9	17.050 8
	1020 Zachary Anderson			11.900	8.500	10.100	10.950	10.700	7.550
	1018 Brenden Tully				11.100	10.600		11.100	9.500
10	Oregon Olympic	*	67.050	10.950 12T	11.700 10	10.800 11	11.300 9	12.500 10	9.800 10
	1028 Travis Fields			10.950	11.700	10.800	11.300	12.500	9.800
11	USGA	*	63.550	10.950 12T	10.200 11	11.850 10	10.900 11	11.550 11	8.100 11
	1030 Preston Clark			10.950	10.200	11.850	10.900	11.550	8.100
12	Gym Nest	*	39.900	11.000 10T	8.750 12	0.000 12T	9.950 13	10.200 12	0.000 12T
	1010 Keegan Proctor			11.000	8.750		9.950	10.200	
13	Tech Gymnastics	*	21.700	11.000 10T	0.000 13	0.000 12T	10.700 12	0.000 13	0.000 12T
	9012 Michael James			11.000			10.700		

2017 Rose City Challenge - Boys

Meet Results







Feb 24-26, 2017

Page: 1
Printed: 2/25/2017 6:25:53 PM

Men / 61 / 8-9 yrs

Session: 6

Judge's Signatures







Rank	Num	Name	Gym							AA
1	6013	Kaysic Lundquist	Dynamic Gymnastics	9.800 2	10.700 3	9.200 3	9.000 1	9.600 4T	8.200 1T	56.500 1
2	6048	Zach Miller	Oregon Olympic	9.500 3	10.300 6	8.900 5	8.900 2	9.900 3	8.200 1T	55.700 2
3	6068	Reed Sims	USGA	9.200 4	11.300 1	10.200 1	7.100 9T	10.100 1T	7.100 8	55.000 3
4	6060	Hammet Lear	SGA (Columbia City)	8.700 7	10.000 8	9.400 2	8.200 4T	9.600 4T	8.000 3	53.900 4
5	6059	Cole Daniels	SGA (Columbia City)	9.900 1	10.500 5	8.200 8T	8.200 4T	10.100 1T	6.800 10	53.700 5
6	6064	Frederick Moeller	Tech Gymnastics	8.900 6	11.100 2	8.700 6	7.900 7	7.700 9	7.800 4	52.100 6
7	6065	Jonathan Koo	Tech Gymnastics	7.900 9	10.600 4	8.100 10	8.600 3	8.900 7	7.300 6	51.400 7
8T	6050	Preston Krebsbach	Precision Elite	9.100 5	10.200 7	8.200 8T	7.100 9T	8.300 8	6.900 9	49.800 8T
8T	662	Keaten Miley	Metro Gymnastics	8.300 8	7.700 10	9.000 4	8.100 6	9.000 6	7.700 5	49.800 8T
10	6033	Lytic McCann	National Academy	5.200 10	8.100 9	8.400 7	7.600 8	6.900 10	7.200 7	43.400 10

2017 Rose City Challenge - Boys

Meet Results

Feb 24-26, 2017

Page: 1
 Printed: 2/25/2017 6:26:03 PM
 Men / 61 / 10-11 yrs
 Session: 6
 Judge's Signatures

Rank	Num	Name	Gym							AA
1	6010	Mathew Kim	Danik	10.700 1	11.100 1	9.800 2	8.600 5	10.500 1	9.700 1	60.400 1
2	6015	Reece Deidrick	Gem State Gymnastics	9.000 5T	10.000 4T	9.600 3	8.800 2	9.900 5	8.800 2	56.100 2
3	6020	Seth Thompson	Madison Gymnastics	9.000 5T	10.000 4T	9.200 4	8.700 3T	10.200 3T	8.300 4	55.400 3
4	6061	Jack Sieckaus	SGA (Columbia City)	9.000 5T	9.100 9	9.900 1	8.700 3T	9.800 6	8.700 3	55.200 4
5	6035	Samuel Stephenson	National Academy	9.000 5T	11.000 2	9.000 5	8.000 12T	10.200 3T	7.000 13T	54.200 5
6	6023	Quentin Brown	Metro Gymnastics	7.600 11	9.500 6	8.800 6	8.000 12T	10.300 2	7.400 9T	51.600 6
7	6027	Matthew Logston	Mid Columbia	7.900 10	10.200 3	8.600 7T	8.100 10T	9.200 8	7.500 8	51.500 7
8	6034	Peter Tangmongkolsuk	National Academy	9.400 2	9.300 7	7.400 13	8.300 9	8.400 10	8.000 5	50.800 8
9	6046	Mathew Borne	Oregon Olympic	9.300 3	9.200 8	7.300 14	8.900 1	8.300 11	7.000 13T	50.000 9
10	6005	sinatra driesbach	Anchorage	9.200 4	8.700 11	8.200 9	8.400 6T	7.800 13T	7.400 9T	49.700 10
11	6066	Ryan Chambion	Tech Gymnastics	8.200 9	7.800 13	7.800 12	8.400 6T	8.100 12	7.600 6T	47.900 11
12	6031	Cody Pinkham	National Academy	6.400 14	8.800 10	8.100 10	8.100 10T	8.800 9	7.600 6T	47.800 12
13	6032	Jan Bremer	National Academy	7.500 12	7.400 14	8.000 11	8.400 6T	9.300 7	7.100 12	47.700 13
14	6042	Nicholas Braun	Oregon Gymnastics	7.200 13	8.600 12	8.600 7T	7.800 14	7.800 13T	7.200 11	47.200 14
15	6009	Andrew Choutka	Danik	0.000 15	0.000 15	0.000 15	0.000 15	0.000 15	0.000 15	0.000 15

2017 Rose City Challenge - Boys

Meet Results







Feb 24-26, 2017

Page: 1
Printed: 2/25/2017 6:26:20 PM

Men / 61 / 12+ yrs

Session: 6

Judge's Signatures







Rank	Num	Name	Gym							AA
1	6016	Trevor Hartnett	Gem State Gymnastics	10.500 1	9.300 10T	10.000 5	9.200 1	10.400 1T	8.900 2	58.300 1
2	6002	deme dooley	Anchorage	8.900 8	8.900 13T	10.200 3	8.500 11T	10.400 1T	8.700 3	55.600 2
3	6058	Benjamin Leonardo	SGA (Columbia City)	9.800 2	10.800 2	9.300 7T	8.300 16T	9.600 6T	7.200 18T	55.000 3
4	6006	tad dedmore	Anchorage	9.100 6	9.700 4T	10.500 2	8.500 11T	9.800 4	6.800 21	54.400 4
5	6044	Joel McLaughlin	Oregon Olympic	9.500 5	8.900 13T	9.300 7T	8.700 6T	9.700 5	7.900 10T	54.000 5
6	6000	cody myers	Anchorage	8.200 14T	7.800 20	10.600 1	8.700 6T	9.000 16T	9.500 1	53.800 6
7	6056	Mateo Austin	SGA (Ballard)	9.700 3T	8.900 13T	9.000 11	8.300 16T	9.400 9T	7.900 10T	53.200 7
8	6067	Ian Drago	USGA	8.400 12	11.200 1	8.500 15T	8.200 18T	9.000 16T	7.700 14	53.000 8
9T	6026	Ethan Hotelling	Mid Columbia	9.000 7	9.500 6T	10.100 4	8.800 4T	9.900 3	5.500 22	52.800 9T
9T	6008	Javian McCrea	Athletic Edge	8.700 9T	8.900 13T	8.900 12	8.700 6T	9.400 9T	8.200 7	52.800 9T
11	6039	Connor Cihula	Oregon Gymnastics	9.700 3T	7.500 21T	9.100 10	8.900 3	9.100 14T	8.100 8	52.400 11
12	6063	Tyler Blumenthal	SGA (Columbia City)	8.700 9T	9.000 12	9.300 7T	8.100 21	9.200 12T	7.800 12T	52.100 12
13	6036	Ezekiel Fisher	Northpointe	8.300 13	10.000 3	8.500 15T	8.400 13T	9.100 14T	7.600 15T	51.900 13
14	6049	Liam Dady	Precision Elite	8.100 16	8.800 17	8.700 14	8.200 18T	9.500 8	8.300 5T	51.600 14
15	6053	Steven Stanley	Riverside	7.900 17	9.500 6T	8.000 19	8.700 6T	8.600 20	8.300 5T	51.000 15
16	6043	Alex Garza	Oregon Olympic	8.700 9T	9.400 9	7.600 22	8.600 10	8.800 19	7.600 15T	50.700 16
17	6007	Gabriel Gomez	Athletic Edge	8.200 14T	7.900 19	8.800 13	8.800 4T	9.600 6T	7.200 18T	50.500 17
18	6052	Nicholas Keilman	Riverside	7.400 18	7.500 21T	9.400 6	8.200 18T	9.400 9T	8.500 4	50.400 18
19	6062	Shay Meseck_Schick	SGA (Columbia City)	7.300 19	9.500 6T	7.900 20T	8.400 13T	9.200 12T	8.000 9	50.300 19
20	6045	Marcos Ngo	Oregon Olympic	7.000 20	9.700 4T	7.900 20T	9.100 2	8.900 18	7.100 20	49.700 20
21	6040	Gabriel Hartvigsen	Oregon Gymnastics	6.800 21	9.300 10T	8.300 18	7.900 22	8.300 22	7.600 15T	48.200 21
22	6041	Jason Putnam	Oregon Gymnastics	6.300 22	8.200 18	8.500 15T	8.400 13T	8.400 21	7.800 12T	47.600 22

2017 Rose City Challenge - Boys

Meet Results

Feb 24-26, 2017

Page: 1
 Printed: 2/25/2017 6:26:38 PM
 Men / 62 / 10-11 yrs
 Session: 6
 Judge's Signatures

Rank	Num	Name	Gym							AA
1	6018	Jaden Lerwill	Madison Gymnastics	7.700 1	9.300 1	8.900 1	8.000 2	8.700 1	8.100 1	50.700 1
2	6012	Conner Barker	Dynamic Gymnastics	6.900 2	7.900 3	7.400 3	8.200 1	7.400 3	5.700 3	43.500 2
3	6038	Noah Seacrist	Olympic Gymnastics	0.000 3	9.200 2	8.500 2	0.000 3	8.500 2	8.000 2	34.200 3

2017 Rose City Challenge - Boys

Meet Results







Feb 24-26, 2017

Page: 1
Printed: 2/25/2017 6:26:52 PM

Men / 62 / 12 yrs

Session: 6

Judge's Signatures

Rank	Num	Name	Gym							AA
1	6024	Zachary Dollar	Metro Gymnastics	6.700 1	7.300 2	8.500 1	8.400 1	8.500 1	6.700 1	46.100 1
2	6054	Finn Jacobsen	SGA (Ballard)	5.900 2	8.500 1	8.300 2	7.800 2	7.100 2	5.700 2	43.300 2

2017 Rose City Challenge - Boys

Meet Results

Feb 24-26, 2017







Page: 1

Printed: 2/25/2017 6:27:01 PM

Men / 62 / 13+ yrs

Session: 6

Judge's Signatures

Rank	Num	Name	Gym							AA
1	6001	daniel cabrera	Anchorage	7.400 3	9.600 1T	8.700 2	8.400 4T	9.000 2	7.000 7T	50.100 1
2	6025	Alden Williams	Mid Columbia	7.300 4	9.600 1T	8.100 6T	8.400 4T	8.700 6	7.500 4	49.600 2
3	6037	Joseph Schmitt	Olympic Gymnastics	7.600 2	8.400 5	8.300 4T	8.500 3	8.900 3T	7.600 3	49.300 3
4	6014	Jordan Hennessy	Gem State Gymnastics	5.400 8	8.700 4	9.000 1	8.600 2	9.100 1	8.100 1	48.900 4
5	6019	Jonathan Armstrong	Madison Gymnastics	6.300 7	9.200 3	8.600 3	8.100 8T	8.800 5	7.300 5T	48.300 5
6	6004	jason tomlerlin	Anchorage	7.800 1	8.000 6	8.100 6T	8.300 6T	8.100 10	7.800 2	48.100 6
7	6030	Calvin Tomsic	Mt. Baker Gymnastics	6.400 6	7.300 7	7.600 9	8.700 1	8.400 8	7.300 5T	45.700 7
8	6021	Caleb Gabel	Metro Gymnastics	7.200 5	6.500 8	7.200 10	8.100 8T	8.900 3T	7.000 7T	44.900 8
9	6057	Peter Kearney	SGA (Ballard)	4.900 9	4.200 10	6.900 11	7.900 11	8.200 9	6.600 11	38.700 9
10	6028	Xavier Winters	Mid Columbia	0.000 10T	0.000 11	8.100 6T	8.300 6T	8.500 7	7.000 7T	31.900 10
11	6029	Aidan Murphy_Bennett	Mt. Baker Gymnastics	0.000 10T	5.700 9	8.300 4T	8.000 10	0.000 11	6.800 10	28.800 11

2017 Rose City Challenge - Boys







Team Results

Feb 24-26, 2017

Page: 1
Printed: 2/25/2017 6:25:41 PM

Men / All Levels / All Ages

Session: 6

Rank	Gym	Team	Score						
1	SGA (Columbia City)	*	168.200	28.700	31.300	28.600	25.400	29.500	24.700
				1	1	2T	5	1	3
	6059	Cole Daniels		9.900	10.500			10.100	
	6058	Benjamin Leonardo		9.800	10.800	9.300	8.300	9.600	
	6061	Jack Sieckaus		9.000		9.900	8.700	9.800	8.700
	6060	Hammet Lear			10.000	9.400			8.000
	6062	Shay Meseck_Schick					8.400		8.000
2	Anchorage	*	167.600	27.200	28.200	31.300	25.700	29.200	26.000
				3	7	1	3	3	1
	6005	sinatra driesbach		9.200					
	6006	tad dedmore		9.100	9.700	10.500	8.500	9.800	
	6002	deme dooley		8.900	8.900	10.200	8.500	10.400	8.700
	6001	daniel cabrera			9.600				
	6000	cody myers				10.600	8.700	9.000	9.500
	6004	jason tomlerlin							7.800
3	Gem State Gymnastics	*	163.300	24.900	28.000	28.600	26.600	29.400	25.800
				6	8	2T	2	2	2
	6016	Trevor Hartnett		10.500	9.300	10.000	9.200	10.400	8.900
	6015	Reece Deidrick		9.000	10.000	9.600	8.800	9.900	8.800
	6014	Jordan Hennessy		5.400	8.700	9.000	8.600	9.100	8.100
4	Oregon Olympic	*	162.900	28.300	29.400	26.100	26.900	28.500	23.700
				2	3	8	1	4	4T
	6048	Zach Miller		9.500	10.300	8.900	8.900	9.900	8.200
	6044	Joel McLaughlin		9.500		9.300		9.700	7.900
	6046	Mathew Borne		9.300			8.900		
	6045	Marcos Ngo			9.700	7.900	9.100	8.900	
	6043	Alex Garza			9.400				7.600
5	National Academy	*	156.400	25.900	29.100	25.500	24.800	28.300	22.800
				4	5	9	8T	5	7
	6034	Peter Tangmongkolsuk		9.400	9.300		8.300		8.000
	6035	Samuel Stephenson		9.000	11.000	9.000		10.200	
	6032	Jan Bremer		7.500			8.400	9.300	
	6031	Cody Pinkham			8.800	8.100	8.100	8.800	7.600
	6033	Lyric McCann				8.400			7.200

2017 Rose City Challenge - Boys

Team Results







Feb 24-26, 2017

Page: 2

Printed: 2/25/2017 6:25:41 PM

Men / All Levels / All Ages







Session: 6

Rank	Gym	Team	Score						
6	Mid Columbia	*	155.600	24.200 7	29.300 4	26.800 4	25.500 4	27.800 7	22.000 10
	6026	Ethan Hotelling		9.000	9.500	10.100	8.800	9.900	
	6027	Matthew Logston		7.900	10.200	8.600		9.200	7.500
	6025	Alden Williams		7.300	9.600	8.100	8.400	8.700	7.500
	6028	Xavier Winters					8.300		7.000
7	Madison Gymnastics	*	154.400	23.000 10	28.500 6	26.700 5	24.800 8T	27.700 8	23.700 4T
	6020	Seth Thompson		9.000	10.000	9.200	8.700	10.200	8.300
	6018	Jaden Lerwill		7.700	9.300	8.900	8.000	8.700	8.100
	6019	Jonathan Armstrong		6.300	9.200	8.600	8.100	8.800	7.300
8	Tech Gymnastics	*	151.400	25.000 5	29.500 2	24.600 10	24.900 7	24.700 10T	22.700 8
	6064	Frederick Moeller		8.900	11.100	8.700	7.900	7.700	7.800
	6066	Ryan Chambion		8.200	7.800	7.800	8.400	8.100	7.600
	6065	Jonathan Koo		7.900	10.600	8.100	8.600	8.900	7.300
9	Oregon Gymnastics	*	150.500	23.700 8	26.100 9	26.200 7	25.200 6	25.800 9	23.500 6
	6039	Connor Cihula		9.700		9.100	8.900	9.100	8.100
	6042	Nicholas Braun		7.200	8.600	8.600			
	6040	Gabriel Hartvigsen		6.800	9.300		7.900	8.300	7.600
	6041	Jason Putnam			8.200	8.500	8.400	8.400	7.800
10	Metro Gymnastics	*	148.800	23.100 9	24.500 10	26.300 6	24.600 10	28.200 6	22.100 9
	662	Keaten Miley		8.300	7.700	9.000	8.100	9.000	7.700
	6023	Quentin Brown		7.600	9.500	8.800		10.300	7.400
	6021	Caleb Gabel		7.200			8.100	8.900	7.000
	6024	Zachary Dollar			7.300	8.500	8.400		
11	SGA (Ballard)	*	135.200	20.500 11	21.600 12	24.200 11	24.000 11	24.700 10T	20.200 11
	6056	Mateo Austin		9.700	8.900	9.000	8.300	9.400	7.900
	6054	Finn Jacobsen		5.900	8.500	8.300	7.800	7.100	5.700
	6057	Peter Kearney		4.900	4.200	6.900	7.900	8.200	6.600

2017 Rose City Challenge - Boys

Team Results







Feb 24-26, 2017

Rank	Gym	Team	Score						
12	USGA	*	108.000	17.600 12	22.500 11	18.700 12	15.300 16T	19.100 12	14.800 16
	6068	Reed Sims		9.200	11.300	10.200	7.100	10.100	7.100
	6067	Ian Drago		8.400	11.200	8.500	8.200	9.000	7.700
13	Athletic Edge	*	103.300	16.900 14	16.800 17	17.700 13	17.500 12	19.000 13	15.400 14
	6008	Javian McCrea		8.700	8.900	8.900	8.700	9.400	8.200
	6007	Gabriel Gomez		8.200	7.900	8.800	8.800	9.600	7.200
14T	Precision Elite	*	101.400	17.200 13	19.000 13	16.900 15	15.300 16T	17.800 15	15.200 15
	6050	Preston Krebsbach		9.100	10.200	8.200	7.100	8.300	6.900
	6049	Liam Dady		8.100	8.800	8.700	8.200	9.500	8.300
14T	Riverside	*	101.400	15.300 16	17.000 16	17.400 14	16.900 14	18.000 14	16.800 12
	6053	Steven Stanley		7.900	9.500	8.000	8.700	8.600	8.300
	6052	Nicholas Keilman		7.400	7.500	9.400	8.200	9.400	8.500
16	Dynamic Gymnastics	*	100.000	16.700 15	18.600 14	16.600 17	17.200 13	17.000 17	13.900 18
	6013	Kaysic Lundquist		9.800	10.700	9.200	9.000	9.600	8.200
	6012	Conner Barker		6.900	7.900	7.400	8.200	7.400	5.700
17	Olympic Gymnastics	*	83.500	7.600 19	17.600 15	16.800 16	8.500 19	17.400 16	15.600 13
	6037	Joseph Schmitt		7.600	8.400	8.300	8.500	8.900	7.600
	6038	Noah Seacrist			9.200	8.500		8.500	8.000
18	Mt. Baker Gymnastics	*	74.500	6.400 20	13.000 18	15.900 18	16.700 15	8.400 20	14.100 17
	6030	Calvin Tomsic		6.400	7.300	7.600	8.700	8.400	7.300
	6029	Aidan Murphy_Bennett			5.700	8.300	8.000		6.800
19	Danik	*	60.400	10.700 17	11.100 19	9.800 19	8.600 18	10.500 18	9.700 19
	6010	Mathew Kim		10.700	11.100	9.800	8.600	10.500	9.700

2017 Rose City Challenge - Boys

Team Results

Feb 24-26, 2017

Rank	Gym	Team	Score						
20	Northpointe	*	51.900	8.300 18	10.000 20	8.500 20	8.400 20	9.100 19	7.600 20
	6036 Ezekiel Fisher			8.300	10.000	8.500	8.400	9.100	7.600

2017 Rose City Challenge - Boys

Meet Results







Feb 24-26, 2017

Page: 1
Printed: 2/26/2017 11:03:26 AM

Men / 41 / All Ages

Session: 8

Judge's Signatures

Rank	Num	Name	Gym							AA
1	4084	Lyfe Smith	Mid Columbia	10.100 3	11.000 1	10.000 2T	9.000 2T	9.700 2T	8.300 12T	58.100 1
2	4075	Owen Feinblatt	Metro Gymnastics	9.500 7T	10.100 6	10.400 1	8.500 10T	9.700 2T	9.500 4	57.700 2
3	4108	Jordan Dakessian	Tech Gymnastics	10.400 2	10.400 3	9.600 4T	8.600 7T	9.400 7T	9.000 6	57.400 3
4T	4078	Conner Edwards	Mid Columbia	9.400 10T	10.500 2	10.000 2T	8.000 23T	9.400 7T	10.000 1	57.300 4T
4T	4053	Brody Esko	Athletic Edge	9.700 5	10.200 4T	9.200 9	8.800 4	9.700 2T	9.700 3	57.300 4T
6	4085	Riley Berry	Mid Columbia	9.000 17T	10.200 4T	9.000 10T	8.600 7T	9.000 11T	9.900 2	55.700 6
7T	4076	Spencer Black	Metro Gymnastics	9.600 6	8.500 15	9.400 7	9.100 1	9.700 2T	8.900 7T	55.200 7T
7T	4071	Bryce Taylor	Metro Gymnastics	9.500 7T	9.500 7	9.600 4T	9.000 2T	9.200 9	8.400 11	55.200 7T
9	4086	Tom Le	Mid Columbia	10.500 1	8.600 14	8.600 19	8.500 10T	9.500 6	9.200 5	54.900 9
10	4110	Quinn Gillette	Tech Gymnastics	9.400 10T	9.000 10T	8.500 20	8.500 10T	9.800 1	8.800 9	54.000 10
11	4070	Alex Tam	Metro Gymnastics	9.500 7T	9.100 9	9.600 4T	8.700 5T	8.800 14T	8.100 15T	53.800 11
12	4079	Cooper Morris	Mid Columbia	9.400 10T	9.400 8	8.800 15T	8.700 5T	8.800 14T	8.600 10	53.700 12
13	4088	Braxton Colley	National Academy	9.400 10T	9.000 10T	9.000 10T	8.100 22	8.700 17T	8.200 14	52.400 13
14	4106	Greyson Danner	Tech Gymnastics	8.600 22	8.800 12	9.000 10T	7.900 25T	9.100 10	8.900 7T	52.300 14
15	4109	Joseph DaGama	Tech Gymnastics	8.700 19T	8.700 13	8.800 15T	8.500 10T	9.000 11T	8.300 12T	52.000 15
16	4105	Edan Cohen	Tech Gymnastics	9.100 15T	7.900 24T	9.300 8	8.300 19T	8.900 13	8.100 15T	51.600 16
17	4054	Jesse Moreno	Athletic Edge	10.000 4	7.800 26	8.800 15T	8.300 19T	8.500 20T	7.300 18	50.700 17
18	4073	Jonathan Beldman	Metro Gymnastics	8.700 19T	8.100 20T	9.000 10T	8.400 16T	8.500 20T	7.500 17	50.200 18
19	4056	Tavin Fisher	Athletic Edge	9.300 14	8.000 22T	8.200 21T	8.600 7T	8.400 22	7.000 19	49.500 19
20T	4074	Michael Neumayer	Metro Gymnastics	9.100 15T	8.200 17T	9.000 10T	8.500 10T	8.600 19	5.700 25	49.100 20T
20T	4090	Henry Fausett	National Academy	8.200 23	8.300 16	8.700 18	8.400 16T	8.800 14T	6.700 21T	49.100 20T
22	4094	Yonatan Schusterman	National Academy	8.700 19T	8.000 22T	8.000 23T	8.500 10T	8.300 23	6.900 20	48.400 22
23	4052	Asher Davis	Athletic Edge	9.000 17T	8.200 17T	8.000 23T	8.200 21	7.900 24	5.800 24	47.100 23
24	4093	Vincent Barley	National Academy	8.100 24	8.200 17T	7.800 26	7.800 27	8.700 17T	5.000 27	45.600 24

2017 Rose City Challenge - Boys







Meet Results

Feb 24-26, 2017

Page: 2
Printed: 2/26/2017 11:03:26 AM

Men / 41 / All Ages

Session: 8

Rank	Num	Name	Gym							AA
25	4055	Nikash Bajpai	Athletic Edge	7.800 26	7.100 27	7.600 27	8.400 16T	7.700 26	6.700 21T	45.300 25
26	4092	Trey Duncan	National Academy	8.000 25	7.900 24T	8.200 21T	7.900 25T	7.600 27	5.200 26	44.800 26
27	4091	Oliver Gmelch	National Academy	6.900 27	8.100 20T	8.000 23T	8.000 23T	7.800 25	5.900 23	44.700 27

2017 Rose City Challenge - Boys

Meet Results







Feb 24-26, 2017

Page: 1
Printed: 2/26/2017 11:03:50 AM

Men / 42 / All Ages

Session: 8

Judge's Signatures

Rank	Num	Name	Gym							AA
1	4068	Bryce Bardsley	Cascade Elite	9.600 3T	9.800 3	9.500 3T	8.800 6T	9.800 1	9.400 1	56.900 1
2	4065	Kelvin Strickland	Cascade Elite	9.700 1T	9.600 4T	9.800 1	8.900 3T	9.000 8T	9.300 2T	56.300 2
3	4062	Ewen Jeffer	Cascade Elite	9.100 6T	9.900 1T	9.200 7T	8.900 3T	9.300 2T	9.200 4	55.600 3
4	4058	Alexander Eckhardt	Cascade Elite	9.700 1T	9.400 6	9.780 2	7.700 27	9.000 8T	9.300 2T	54.880 4
5	4064	Isaac Van Horn	Cascade Elite	9.100 6T	9.600 4T	8.900 11T	8.600 9T	9.100 7	8.800 7	54.100 5
6	4214	Matt Jordan	Cascade Elite	8.800 11T	8.900 11	9.500 3T	8.300 15T	8.900 12T	8.900 6	53.300 6
7	4080	Dylan Cable	Mid Columbia	8.900 10	9.900 1T	9.300 6	8.400 11T	8.900 12T	7.700 14T	53.100 7
8	4057	Aidan Ekanayake	Cascade Elite	9.000 9	9.300 7	9.200 7T	9.000 2	8.500 23T	7.700 14T	52.700 8
9	4060	Colin Bell	Cascade Elite	9.200 5	9.200 8	8.700 18	8.200 18	9.300 2T	7.900 12T	52.500 9
10	4067	Maxim Lukin	Cascade Elite	9.600 3T	9.100 9T	8.800 14T	8.600 9T	8.800 18T	7.200 22	52.100 10
11	4101	Anthony Cieri	Tech Gymnastics	8.100 20T	8.000 15T	8.800 14T	9.100 1	9.200 5T	8.000 11	51.200 11
12	4100	Andrey Shcherbakov	Tech Gymnastics	8.800 11T	7.900 18T	9.000 9T	8.400 11T	8.900 12T	7.900 12T	50.900 12
13	4096	Nikita Merryman	Northpointe	8.600 15	9.100 9T	8.300 24T	7.900 26	7.900 28	9.000 5	50.800 13
14	4061	Collin Pabon Laird	Cascade Elite	8.200 19	8.100 14	8.900 11T	8.000 23T	8.800 18T	8.700 8	50.700 14
15	4097	Nolan Schafte	Northpointe	8.700 13T	8.400 12	8.800 14T	8.100 19T	8.900 12T	7.700 14T	50.600 15
16	4066	Malcolm Kuo	Cascade Elite	8.700 13T	7.900 18T	8.800 14T	8.000 23T	8.400 25	8.500 9	50.300 16
17	4081	Ethan Jacks	Mid Columbia	8.300 17T	7.700 25T	8.300 24T	8.800 6T	9.000 8T	8.100 10	50.200 17
18	4083	Jacob Sanders	Mid Columbia	9.100 6T	7.900 18T	8.500 19T	8.400 11T	8.700 21T	7.500 19T	50.100 18
19	4107	Jack Pappas	Tech Gymnastics	8.400 16	7.700 25T	9.000 9T	8.300 15T	9.000 8T	7.600 17T	50.000 19
20	4112	Ryder Cieri	Tech Gymnastics	7.300 26	7.900 18T	9.400 5	8.900 3T	8.900 12T	7.500 19T	49.900 20
21	4087	Xander Longaker	Mid Columbia	8.000 22T	7.900 18T	8.200 26	8.400 11T	9.200 5T	7.600 17T	49.300 21
22T	4082	Ethan Mason	Mid Columbia	8.100 20T	8.300 13	8.500 19*	7.500 28	9.300 2T	6.900 23T	48.600 22T
22T	4072	Caleb Palmer	Metro Gymnastics	8.000 22T	7.900 18T	8.500 19*	8.100 19T	8.700 21T	7.400 21	48.600 22T
24	4104	Cameron Thomas	Tech Gymnastics	8.000 22T	7.800 24	8.400 22T	8.300 15T	8.900 12T	6.600 26	48.000 24

2017 Rose City Challenge - Boys







Meet Results

Feb 24-26, 2017

Page: 2
Printed: 2/26/2017 11:03:51 AM

Men / 42 / All Ages







Session: 8

Rank	Num	Name	Gym							AA
25	4111	Rowen Walden	Tech Gymnastics	8.000 22T	7.500 27T	8.400 22T	8.700 8	8.800 18T	6.500 27	47.900 25
26	4077	Cody Szelmeczka	Mid Columbia	7.000 27T	8.000 15T	8.900 11T	8.000 23T	8.500 23T	6.900 23T	47.300 26
27	4095	Aiden Hampton	Northpointe	8.300 17T	8.000 15T	7.200 27	8.100 19T	8.100 26T	5.100 28	44.800 27
28	4099	Andrew Chouinard	Tech Gymnastics	7.000 27T	7.500 27T	7.100 28	8.100 19T	8.100 26T	6.900 23T	44.700 28

2017 Rose City Challenge - Boys

Team Results

Feb 24-26, 2017







Rank	Gym	Team	Score						
1	Mid Columbia	*	175.200	30.000	31.700	29.300	26.500	28.600	29.100
				1	1	2	4	1T	1
	4086 Tom Le		10.500					9.500	9.200
	4084 Lyfe Smith		10.100	11.000	10.000	9.000	9.700		
	4078 Conner Edwards		9.400	10.500	10.000		9.400	10.000	
	4085 Riley Berry			10.200					9.900
	4080 Dylan Cable				9.300				
	4081 Ethan Jacks						8.800		
	4079 Cooper Morris						8.700		
2	Cascade Elite	*	170.580	29.000	29.300	29.080	26.800	28.400	28.000
				2T	2	3	1T	3T	2
	4065 Kelvin Strickland		9.700	9.600	9.800	8.900			9.300
	4058 Alexander Eckhardt		9.700		9.780				9.300
	4068 Bryce Bardsley		9.600	9.800	9.500		9.800	9.400	
	4062 Ewen Jeffer			9.900		8.900	9.300		
	4057 Aidan Ekanayake					9.000			
	4060 Colin Bell							9.300	
3	Metro Gymnastics	*	169.100	28.600	28.700	29.600	26.800	28.600	26.800
				5	3	1	1T	1T	3
	4076 Spencer Black		9.600				9.100	9.700	8.900
	4075 Owen Feinblatt		9.500	10.100	10.400			9.700	9.500
	4071 Bryce Taylor		9.500	9.500	9.600	9.000	9.200	8.400	
	4070 Alex Tam			9.100	9.600	8.700			
4	Tech Gymnastics	*	167.200	28.900	28.200	28.300	26.700	28.400	26.700
				4	4	4	3	3T	4
	4108 Jordan Dakessian		10.400	10.400	9.600			9.400	9.000
	4110 Quinn Gillette		9.400	9.000				9.800	8.800
	4105 Edan Cohen		9.100		9.300				
	4106 Greyson Danner			8.800					8.900
	4112 Ryder Cieri				9.400	8.900			
	4101 Anthony Cieri					9.100	9.200		
	4111 Rowen Walden					8.700			
5	Athletic Edge	*	158.000	29.000	26.400	26.200	25.800	26.600	24.000
				2T	5	5	5	5	5
	4054 Jesse Moreno		10.000			8.800		8.500	7.300
	4053 Brody Esko		9.700	10.200	9.200	8.800	9.700	9.700	
	4056 Tavin Fisher		9.300	8.000	8.200	8.600	8.400	7.000	
	4052 Asher Davis			8.200					
	4055 Nikash Bajpai						8.400		

2017 Rose City Challenge - Boys

Team Results

Feb 24-26, 2017

Page: 2
 Printed: 2/26/2017 11:03:14 AM
 Men / All Levels / All Ages
 Session: 8

Rank	Gym	Team	Score						
6	National Academy	*	150.700	26.300	25.500	25.900	25.000	26.200	21.800
				6	6T	6	6	6	6T
	4088	Braxton Colley		9.400	9.000	9.000	8.100	8.700	8.200
	4094	Yonatan Schusterman		8.700			8.500		6.900
	4090	Henry Fausett		8.200	8.300	8.700	8.400	8.800	6.700
	4093	Vincent Barley			8.200			8.700	
	4092	Trey Duncan				8.200			
7	Northpointe	*	146.200	25.600	25.500	24.300	24.100	24.900	21.800
				7	6T	7	7	7	6T
	4097	Nolan Schafte		8.700	8.400	8.800	8.100	8.900	7.700
	4096	Nikita Merryman		8.600	9.100	8.300	7.900	7.900	9.000
	4095	Aiden Hampton		8.300	8.000	7.200	8.100	8.100	5.100

2017 Rose City Challenge - Boys

Meet Results

Feb 24-26, 2017

Page: 1
Printed: 2/26/2017 2:26:56 PM

Men / 41 / All Ages

Session: 9

Judge's Signatures

Rank	Num	Name	Gym							AA
1	4138	Russel Kinnear	Oregon Gymnastics	9.900 13T	10.500 3T	10.400 3	9.200 4T	9.500 7T	10.000 6	59.500 1
2	4123	Jack Palmer	Metropolitan	10.400 5	9.300 13T	10.600 1	8.800 17T	9.300 11T	10.300 2T	58.700 2
3	4159	Aidan Diaz	Westside Gymnastics	10.700 1T	9.100 18T	9.900 10T	9.100 8T	9.500 7T	10.300 2T	58.600 3
4	4117	Connor LaValle	Metropolitan	9.300 24T	10.500 3T	10.000 9	8.400 29T	9.600 5T	10.400 1	58.200 4
5	4125	Kaden Hayakawa	Metropolitan	10.500 3T	10.300 6T	10.200 4T	7.600 36	10.000 1	9.300 9	57.900 5
6	4274	Giles Norman	Oregon Gymnastics	9.900 13T	10.300 6T	9.700 13T	9.200 4T	9.100 14T	9.100 12T	57.300 6
7	4164	Nate Palomino	Westside Gymnastics	10.000 11T	9.100 18T	10.200 4T	9.300 3	9.800 3	8.800 17T	57.200 7
8	4157	Isaiah Schnurstein	USGA	10.200 6T	10.800 1	9.100 26T	8.800 17T	9.000 21T	8.800 17T	56.700 8
9	4139	Samuel Burns	Oregon Gymnastics	9.500 19T	8.600 25T	10.200 4T	9.100 8T	9.000 21T	10.100 5	56.500 9
10	4119	Daniel Laine	Metropolitan	10.200 6T	10.100 8	8.600 34	9.200 4T	9.100 14T	9.100 12T	56.300 10
11	4162	Hudson Tripi	Westside Gymnastics	10.200 6T	9.300 13T	9.500 15T	9.200 4T	8.800 30T	9.200 10T	56.200 11
12T	4160	Brennan Cheng	Westside Gymnastics	10.700 1T	9.000 21*	10.100 7T	8.600 26T	9.700 4	7.800 27*	55.900 12T
12T	4158	Abraham Seker	Westside Gymnastics	10.500 3T	9.400 11T	9.400 17T	9.500 1	9.300 11T	7.800 27*	55.900 12T
12T	4141	Sol Kodesch	Oregon Gymnastics	9.500 19T	9.000 21*	10.500 2	8.800 17T	9.000 21T	9.100 12T	55.900 12T
15	4118	Connor Simpson	Metropolitan	9.900 13T	8.300 30T	9.200 23T	9.000 12T	9.100 14T	10.200 4	55.700 15
16	4146	Keone Tactay	Riverside	10.100 9T	8.600 25T	9.000 28T	9.100 8T	9.200 13	9.400 8	55.400 16
17	4121	Gabriel Osborne	Metropolitan	9.000 30	8.700 23T	9.000 28T	8.500 28	9.900 2	9.900 7	55.000 17
18	4148	Milo Hunington	Riverside	9.100 28T	10.400 5	9.500 15T	8.800 17T	9.500 7T	7.600 33	54.900 18
19	4135	Benicio Thorne	Oregon Gymnastics	9.500 19T	9.200 15T	9.900 10T	9.100 8T	9.100 14T	7.800 27T	54.600 19
20	4113	Ashton Romine	Metropolitan	9.200 27	9.700 9T	8.800 31T	8.400 29T	9.600 5T	8.700 20	54.400 20
21	4140	Samuel Rhoads	Oregon Gymnastics	9.600 16T	8.600 25T	10.100 7T	8.600 26T	8.900 26T	8.500 21	54.300 21
22	4147	Massimo Blanco	Riverside	9.400 23	8.500 29	9.200 23T	8.700 23T	9.500 7T	8.800 17T	54.100 22
23	4127	Rafael Hilario	Metropolitan	9.100 28T	9.400 11T	9.400 17T	7.900 33T	9.000 21T	9.200 10T	54.000 23
24T	4165	Noah Duenas	Westside Gymnastics	10.100 9T	8.700 23T	9.400 17T	9.000 12T	8.700 32T	8.000 24T	53.900 24T

2017 Rose City Challenge - Boys

Meet Results







Feb 24-26, 2017

Page: 2

Printed: 2/26/2017 2:26:56 PM

Men / 41 / All Ages

Session: 9

Rank	Num	Name	Gym							AA
24T	4114	Blake Johnson	Metropolitan	9.600 16T	8.200 33	9.300 21T	8.700 23T	9.100 14T	9.000 15T	53.900 24T
26T	4166	Quinn Decker	Westside Gymnastics	10.000 11T	7.500 36	9.800 12	9.400 2	9.000 21T	7.800 27T	53.500 26T
26T	4137	Isaac Hoffman	Oregon Gymnastics	9.300 24T	8.300 30T	9.300 21T	8.900 14T	8.700 32T	9.000 15T	53.500 26T
28	4161	Finley Hobbs	Westside Gymnastics	9.600 16T	9.200 15T	8.700 33	8.900 14T	9.100 14T	7.900 26	53.400 28
29	4129	Sebastian Hansford	Metropolitan	8.900 31T	9.700 9T	9.400 17T	8.100 32	8.800 30T	8.300 22T	53.200 29
30	4136	Felix Laub	Oregon Gymnastics	9.300 24T	9.200 15T	8.900 30	8.700 23T	8.400 35	7.700 32	52.200 30
31	4142	Van Janssen	Oregon Gymnastics	8.900 31T	8.300 30T	9.700 13T	8.900 14T	8.900 26T	7.100 34	51.800 31
32	4126	Luka Kolovyansky	Metropolitan	8.000 34T	8.600 25T	9.100 26T	7.900 33T	8.900 26T	8.300 22T	50.800 32
33	4134	Ashton Riscal	Oregon Gymnastics	8.100 33	8.000 34T	9.200 23T	8.800 17T	8.900 26T	6.800 35	49.800 33
34	4116	Caymen Martinez	Metropolitan	8.000 34T	9.100 18T	8.800 31T	8.300 31	7.400 36	8.000 24T	49.600 34
35	4143	Willem DeRidder	Oregon Gymnastics	7.200 36	8.000 34T	8.300 35	7.900 33T	8.600 34	7.800 27T	47.800 35
36	4163	Jack Brokaw	Westside Gymnastics	9.500 19T	10.700 2	1.000 36	8.800 17T	9.100 14T	1.000 36	40.100 36

2017 Rose City Challenge - Boys

Meet Results







Feb 24-26, 2017

Page: 1
Printed: 2/26/2017 2:27:09 PM

Men / 42 / All Ages

Session: 9

Judge's Signatures

Rank	Num	Name	Gym							AA
1T	4130	Daniel Mortrud	Olympic Gymnastics	9.400 1T	9.400 1	8.700 5T	8.700 4T	9.000 5	8.100 5T	53.300 1T
1T	4154	Ollie Montejano	SGA (Ballard)	9.200 4T	7.900 11T	9.400 1	9.000 1T	9.100 2T	8.700 1	53.300 1T
3T	4132	Liam Bray	Olympic Gymnastics	9.200 4T	9.300 2	8.800 3T	8.500 9*	9.100 2T	7.400 10T	52.300 3T
3T	4131	JP Bray	Olympic Gymnastics	8.800 6	8.700 4	8.700 5T	8.500 9*	9.300 1	8.300 3T	52.300 3T
5T	450	Nico Sprague	Olympic Gymnastics	9.400 1T	8.300 6T	8.700 5T	9.000 1T	8.600 8T	7.600 9	51.600 5T
5T	4150	Benjamin Taylor	SGA (Ballard)	9.300 3	8.200 9	8.800 3T	8.700 4T	8.300 12T	8.300 3T	51.600 5T
7	4144	Alex Lee_Valkov	Riverside	8.200 11T	8.300 6T	8.900 2	8.600 7T	9.100 2T	8.000 7	51.100 7
8	4133	Teyton Picini	Olympic Gymnastics	8.700 7T	8.800 3	8.700 5T	8.400 12	8.800 7	7.400 10T	50.800 8
9	4153	Mateo Baptista_Allan	SGA (Ballard)	8.700 7T	8.500 5	7.000 18	8.000 14	8.900 6	8.600 2	49.700 9
10	4151	Duncan Kilgore	SGA (Ballard)	8.000 15	7.400 17	8.500 9	8.800 3	8.500 10	7.900 8	49.100 10
11	4145	Felix Booth	Riverside	8.200 11T	7.800 15	7.800 15	8.700 4T	8.300 12T	8.100 5T	48.900 11
12	4115	Brian Stroud	Metropolitan	8.100 14	8.300 6T	8.200 12	8.500 9T	8.600 8T	6.800 16T	48.500 12
13	4149	Alex Armstrong	SGA (Ballard)	8.500 10	7.900 11T	7.900 13T	8.600 7T	8.300 12T	6.800 16T	48.000 13
14	4124	Jerrel Jayaprakasan	Metropolitan	8.700 7T	7.900 11T	8.400 10	7.900 15T	7.900 15	6.400 18	47.200 14
15	4128	Sabin Watkins	Metropolitan	8.200 11T	7.700 16	7.700 16	7.700 18	8.400 11	7.000 14	46.700 15
16	4122	Evan Allen	Metropolitan	7.800 16	8.100 10	7.900 13T	8.200 13	7.500 16	6.900 15	46.400 16
17	4152	Liam Canniff	SGA (Ballard)	7.200 17	7.100 18	8.300 11	7.800 17	6.900 18	7.100 13	44.400 17
18	4120	Dashiel Larson	Metropolitan	7.000 18	7.900 11T	7.100 17	7.900 15T	7.100 17	7.300 12	44.300 18

2017 Rose City Challenge - Boys







Team Results

Feb 24-26, 2017

Page: 1
Printed: 2/26/2017 2:26:45 PM

Men / All Levels / All Ages







Session: 9

Rank	Gym	Team	Score						
1	Metropolitan	*	180.200	31.100 2	30.900 1	30.800 2	27.000 3	29.500 1	30.900 1
	4125	Kaden Hayakawa		10.500	10.300	10.200		10.000	
	4123	Jack Palmer		10.400		10.600	8.800		10.300
	4119	Daniel Laine		10.200	10.100		9.200		
	4117	Connor LaValle			10.500	10.000		9.600	10.400
	4118	Connor Simpson					9.000		10.200
	4121	Gabriel Osborne						9.900	
2	Westside Gymnastics	*	177.000	31.900 1	29.400 3	30.200 3	28.200 1	29.000 2	28.300 3
	4159	Aidan Diaz		10.700		9.900		9.500	10.300
	4160	Brennan Cheng		10.700		10.100		9.700	
	4158	Abraham Seker		10.500	9.400		9.500		
	4163	Jack Brokaw			10.700				
	4162	Hudson Tripi			9.300				9.200
	4164	Nate Palomino				10.200	9.300	9.800	8.800
	4166	Quinn Decker					9.400		
3	Oregon Gymnastics	*	174.900	29.400 3	30.000 2	31.100 1	27.500 2	27.700 4	29.200 2
	4138	Russel Kinnear		9.900	10.500	10.400	9.200	9.500	10.000
	4274	Giles Norman		9.900	10.300		9.200	9.100	9.100
	4140	Samuel Rhoads		9.600					
	4135	Benicio Thorne			9.200			9.100	
	4141	Sol Kodesch				10.500			
	4139	Samuel Burns				10.200	9.100		10.100
4	Riverside	*	164.900	28.600 4	27.500 4T	27.700 4	26.600 4	28.200 3	26.300 4
	4146	Keone Tactay		10.100	8.600	9.000	9.100	9.200	9.400
	4147	Massimo Blanco		9.400	8.500	9.200	8.700	9.500	8.800
	4148	Milo Hunington		9.100	10.400	9.500	8.800	9.500	
	4145	Felix Booth							8.100
5	Olympic Gymnastics	*	159.300	28.000 5	27.500 4T	26.200 6	26.200 6	27.400 5	24.000 6
	4130	Daniel Mortrud		9.400	9.400	8.700	8.700	9.000	8.100
	450	Nico Sprague		9.400			9.000		7.600
	4132	Liam Bray		9.200	9.300	8.800		9.100	
	4133	Teyton Picini			8.800				
	4131	JP Bray				8.700	8.500	9.300	8.300

2017 Rose City Challenge - Boys

Team Results

Feb 24-26, 2017

Rank	Gym	Team	Score						
6	SGA (Ballard)	*	157.100	27.200 6	24.600 6	26.700 5	26.500 5	26.500 6	25.600 5
	4150 Benjamin Taylor			9.300	8.200	8.800	8.700		8.300
	4154 Ollie Montejano			9.200	7.900	9.400	9.000	9.100	8.700
	4153 Mateo Baptista_Allan			8.700	8.500			8.900	8.600
	4151 Duncan Kilgore					8.500	8.800	8.500	
7	USGA	*	56.700	10.200 7	10.800 7	9.100 7	8.800 7	9.000 7	8.800 7
	4157 Isaiah Schnurstein			10.200	10.800	9.100	8.800	9.000	8.800