

2017 Rose City Challenge - Boys

Meet Results







Feb 24-26, 2017

Page: 1
Printed: 2/25/2017 10:48:05 AM

Men / 8 / 11-12 yrs

Session: 4

Judge's Signatures

Rank	Num	Name	Gym							AA
1	8006	Jadon Giuliano	Oregon Gymnastics	12.350 1	12.350 2	11.200 2	10.200 2T	12.200 2	11.450 1	69.750 1
2	8001	Logan Havas	Madison Gymnastics	11.500 2	12.400 1	11.300 1	10.600 1	12.100 3	11.250 3	69.150 2
3	8003	Luke Dassonville	National Academy	10.400 3	11.100 4	9.700 4	10.200 2T	11.350 4	9.200 4	61.950 3
4	8004	Christopher Xanthos	Oregon Gymnastics	5.850 4	11.400 3	10.900 3	0.000 4	12.550 1	11.300 2	52.000 4

2017 Rose City Challenge - Boys

Meet Results







Feb 24-26, 2017

Page: 1
Printed: 2/25/2017 10:48:22 AM

Men / 8 / 13-14 yrs

Session: 4

Judge's Signatures

Rank	Num	Name	Gym							AA
1	8007	Talon Petterson	Precision Elite	11.400 1	12.650 1	10.400 4	10.800 1	12.350 1	10.650 1	68.250 1
2	8002	Akea Pavel	National Academy	11.000 3	11.850 2	10.500 3	10.600 4	11.450 3	9.650 2	65.050 2
3	8005	Daniel Zahariev	Oregon Gymnastics	11.050 2	11.250 3	10.750 2	10.650 3	10.600 4	8.800 3	63.100 3
4	107	Kendall Alexander	Metro Gymnastics	10.750 4	0.000 4T	11.200 1	10.750 2	12.250 2	0.000 4T	44.950 4
5	8000	Ty Phillips	Dynamic Gymnastics	0.000 5	0.000 4T	0.000 5	0.000 5	0.000 5	0.000 4T	0.000 5

2017 Rose City Challenge - Boys

Meet Results







Feb 24-26, 2017

Page: 1
Printed: 2/25/2017 10:46:56 AM

Men / 71 / 10-11 yrs

Session: 4

Judge's Signatures

Rank	Num	Name	Gym							AA
1	7005	Porter Aeschliman	Dynamic Gymnastics	10.200 2	11.550 1	10.350 1	8.600 1	11.200 1	10.100 1	62.000 1
2	7003	Will Taplin	Danik	10.800 1	9.350 3T	10.000 2	8.500 2	10.050 3	9.350 2	58.050 2
3	7017	Carson Higley	USGA	9.950 3	9.350 3T	9.400 3	8.200 3	10.700 2	9.000 3	56.600 3
4	7004	Jeland Leman	Dynamic Gymnastics	9.000 4	8.300 5	7.950 5	8.000 4	8.450 5	7.950 4	49.650 4
5	7015	Aaron Yarbrough	USGA	7.100 5	9.900 2	8.250 4	7.900 5	8.550 4	4.100 5	45.800 5

2017 Rose City Challenge - Boys

Meet Results







Feb 24-26, 2017

Page: 1
Printed: 2/25/2017 10:47:07 AM

Men / 71 / 12+ yrs

Session: 4

Judge's Signatures

Rank	Num	Name	Gym							AA
1	7014	Zane Viles	Oregon Olympic	9.900 2	10.450 2	8.100 6	8.400 2T	10.500 1	8.950 1	56.300 1
2	7001	Kelton Hucks	Danik	9.500 4	10.700 1	9.850 1	8.000 6	10.450 2	6.750 6	55.250 2
3	7000	Grayson Hales	Danik	9.650 3	10.400 3	7.550 8	8.400 2T	9.050 6	7.700 3	52.750 3
4	7147	Nathan Vezina	Oregon Olympic	10.550 1	9.100 5	9.000 4	8.950 1	9.900 3	4.100 9	51.600 4
5	7007	Ty Friedman	Dynamic Gymnastics	8.650 6	8.050 8	9.200 2T	7.600 8	8.600 8	8.000 2	50.100 5
6	7012	Declan Abers	Oregon Gymnastics	8.850 5	8.850 6	8.150 5	7.700 7	9.850 4	5.300 7	48.700 6
7	7011	Brian Meier	Mid Columbia	7.550 9	6.500 10	9.200 2T	8.400 2T	8.650 7	6.900 5	47.200 7
8	7013	Kazuto Shiojima	Oregon Gymnastics	7.950 8	7.700 9	7.500 9	8.300 5	7.350 10	7.250 4	46.050 8
9	7016	Adrian Facundo	USGA	8.050 7	9.450 4	7.300 10	7.450 9	7.950 9	4.600 8	44.800 9
10	7008	Carson Kopetz	MAC Gymnastics	0.000 10	8.250 7	7.900 7	0.000 10	9.600 5	2.700 10	28.450 10

2017 Rose City Challenge - Boys

Meet Results







Feb 24-26, 2017

Page: 1
Printed: 2/25/2017 10:47:46 AM

Men / 72 / 12+ yrs

Session: 4

Judge's Signatures

Rank	Num	Name	Gym							AA
1	7009	Eli Long	MAC Gymnastics	8.200 2	8.350 1	7.350 3	8.050 1	8.650 1	2.900 2	43.500 1
2	7006	Trevahn Ignacio	Dynamic Gymnastics	8.250 1	7.350 2	8.000 2	7.700 3	8.550 2	3.500 1	43.350 2
3	7010	Aron Reid	Mid Columbia	8.100 3	7.000 3	8.550 1	7.900 2	6.700 3	1.700 3	39.950 3

2017 Rose City Challenge - Boys

Meet Results







Feb 24-26, 2017

Page: 1
Printed: 2/25/2017 10:49:15 AM

Men / JD / 12-14 yrs

Session: 4

Judge's Signatures

Rank	Num	Name	Gym							AA
1	106	Enoch Myers	Madison Gymnastics	9.450 2	9.300 2	9.350 1	10.600 1	9.800 1	8.650 2	57.150 1
2	105	Conner Shaw	Madison Gymnastics	9.600 1	9.400 1	8.450 2	10.250 2	9.450 2	9.100 1	56.250 2

2017 Rose City Challenge - Boys

Meet Results







Feb 24-26, 2017

Page: 1
Printed: 2/25/2017 10:49:28 AM

Men / JD / 15-18 yrs

Session: 4







Judge's Signatures

Rank	Num	Name	Gym							AA
1	102	Luke Bingham	Danik	10.900 1	9.300 2	9.900 2	11.900 1	10.250 1	9.600 1	61.850 1
2	111	Tyler Wilson	USGA	9.800 3	9.150 3	9.350 4	11.500 2	10.200 2	9.000 2	59.000 2
3	104	Calin Herzoff	Madison Gymnastics	8.900 6	10.100 1	10.000 1	10.450 5	9.800 3	8.500 3T	57.750 3
4	9000	Marcos Gerbasi	Billings Gymnastics	9.700 4	6.800 4	9.050 5	10.900 3	9.550 6	8.500 3T	54.500 4
5	103	David Nowell	Gym Nest	9.200 5	0.000 5T	8.600 6	10.500 4	9.750 4	0.000 5T	38.050 5
6	6022	Max Spiess	Metro Gymnastics	9.900 2	0.000 5T	9.600 3	9.450 6	0.000 7	0.000 5T	28.950 6
7	100	Connor Robideau	Danik	0.000 7	0.000 5T	0.000 7	0.000 7	9.700 5	0.000 5T	9.700 7

2017 Rose City Challenge - Boys

Team Results

Feb 24-26, 2017

Rank	Gym	Team	Score						
1	Oregon Gymnastics	*	196.150	32.250	35.000	32.850	29.150	35.350	31.550
				1	1	1	2	1	1
	8006	Jadon Giuliano		12.350	12.350	11.200	10.200	12.200	11.450
	8005	Daniel Zahariev		11.050	11.250	10.750	10.650	10.600	8.800
	7012	Declan Abers		8.850					
	8004	Christopher Xanthos			11.400	10.900		12.550	11.300
	7013	Kazuto Shiojima					8.300		
2	Madison Gymnastics	*	185.450	30.550	31.900	30.650	31.650	31.700	29.000
				3	2	2	1	2	2
	8001	Logan Havas		11.500	12.400	11.300	10.600	12.100	11.250
	105	Conner Shaw		9.600	9.400				9.100
	106	Enoch Myers		9.450		9.350	10.600	9.800	8.650
	104	Calin Herzoff			10.100	10.000	10.450	9.800	
3	Danik	*	177.750	31.350	30.450	29.750	28.800	30.750	26.650
				2	3	3	3	3	3
	102	Luke Bingham		10.900		9.900	11.900	10.250	9.600
	7003	Will Taplin		10.800	9.350	10.000	8.500	10.050	9.350
	7000	Grayson Hales		9.650	10.400		8.400		7.700
	7001	Kelton Hucks			10.700	9.850		10.450	
4	USGA	*	163.150	27.800	28.700	27.000	27.600	29.450	22.600
				5	4	5	4	4	5
	7017	Carson Higley		9.950	9.350	9.400	8.200	10.700	9.000
	111	Tyler Wilson		9.800		9.350	11.500	10.200	9.000
	7016	Adrian Facundo		8.050	9.450				4.600
	7015	Aaron Yarbrough			9.900	8.250	7.900	8.550	
5	Dynamic Gymnastics	*	162.000	27.850	27.900	27.550	24.300	28.350	26.050
				4	5	4	5	5	4
	7005	Porter Aeschliman		10.200	11.550	10.350	8.600	11.200	10.100
	7004	Jaeland Leman		9.000	8.300		8.000		7.950
	7007	Ty Friedman		8.650	8.050	9.200		8.600	8.000
	7006	Trevahn Ignacio				8.000	7.700	8.550	
6	National Academy	*	127.000	21.400	22.950	20.200	20.800	22.800	18.850
				6	6	7	6	6	6
	8002	Akea Pavel		11.000	11.850	10.500	10.600	11.450	9.650
	8003	Luke Dasonville		10.400	11.100	9.700	10.200	11.350	9.200

2017 Rose City Challenge - Boys

Team Results







Feb 24-26, 2017

Page: 2

Printed: 2/25/2017 10:46:37 AM

Men / All Levels / All Ages

Session: 4

Rank	Gym	Team	Score						
7	Oregon Olympic	*	107.900	20.450 8	19.550 7	17.100 9	17.350 8	20.400 7	13.050 7
	7147 Nathan Vezina			10.550	9.100	9.000	8.950	9.900	4.100
	7014 Zane Viles			9.900	10.450	8.100	8.400	10.500	8.950
8	Mid Columbia	*	87.150	15.650 9	13.500 9	17.750 8	16.300 9	15.350 9	8.600 9
	7010 Aron Reid			8.100	7.000	8.550	7.900	6.700	1.700
	7011 Brian Meier			7.550	6.500	9.200	8.400	8.650	6.900
9	Metro Gymnastics	*	73.900	20.650 7	0.000 12T	20.800 6	20.200 7	12.250 11	0.000 12T
	107 Kendall Alexander			10.750		11.200	10.750	12.250	
	6022 Max Spiess			9.900		9.600	9.450		
10	MAC Gymnastics	*	71.950	8.200 13	16.600 8	15.250 10	8.050 13	18.250 8	5.600 11
	7009 Eli Long			8.200	8.350	7.350	8.050	8.650	2.900
	7008 Carson Kopetz				8.250	7.900		9.600	2.700
11	Precision Elite	*	68.250	11.400 10	12.650 10	10.400 11	10.800 11	12.350 10	10.650 8
	8007 Talon Petterson			11.400	12.650	10.400	10.800	12.350	10.650
12	Billings Gymnastics	*	54.500	9.700 11	6.800 11	9.050 12	10.900 10	9.550 13	8.500 10
	9000 Marcos Gerbasi			9.700	6.800	9.050	10.900	9.550	8.500
13	Gym Nest	*	38.050	9.200 12	0.000 12T	8.600 13	10.500 12	9.750 12	0.000 12T
	103 David Nowell			9.200		8.600	10.500	9.750	