

2018 RCC - BOYS

Meet Results







Feb 24-25, 2018

Page: 1
Printed: 2/24/2018 11:49:19 AM

Men / 51 / Age 7-8

Session: 1

Judge's Signatures

Rank	Num	Name	Gym							AA
1	5148	Jackson Hales	Danik	10.500 1	11.300 1	10.600 1	9.000 3T	10.400 1	10.900 1	62.700 1
2	5154	Ladd Cline	OMEGA	9.500 6	11.200 2	10.400 2	8.900 7T	10.200 2	10.300 2	60.500 2
3	5159	Sawyer Smart	OMEGA	10.300 3	10.700 5	10.100 3T	9.000 4T	8.600 8	9.000 5	57.700 3
4	5100	Brennan Cheng	Westside Gymnastics	10.200 4	11.100 3	9.700 7	8.700 10T	8.500 9	9.200 4	57.400 4
5	5123	CRUZ Colley	National Academy	10.400 2	10.000 8T	9.600 8T	8.900 8T	8.300 10	8.900 6	56.100 5
6	5121	Kyle Schofield	Black Hills	9.100 7T	10.000 9T	9.800 5T	9.000 5T	8.700 6T	9.400 3	56.000 6
7	5114	Sol Kodesch	Oregon Gymnastics	8.900 10	10.500 6	10.100 4T	8.800 9	9.100 3	8.100 10	55.500 7
8	5169	Finn Boatman	SGA (Columbia City)	9.800 5	8.900 11T	9.500 10T	9.100 1T	9.000 4T	8.400 8T	54.700 8
9	5156	Beckham Gardiner	OMEGA	9.100 8T	10.300 7	9.400 12	8.000 12	8.700 7T	8.600 7	54.100 9
10	5147	Jagger Ogdahl	Athletic Edge	8.700 11	9.700 10	9.800 6T	9.100 2T	9.000 5T	7.500 12	53.800 10
11T	5163	Greyson Danner	Tech Gymnastics	8.100 12	10.800 4	9.500 11T	8.700 11T	8.200 11	7.600 11	52.900 11T
12T	5158	Caelan Robinson	OMEGA	9.100 9T	8.900 12T	9.600 9T	9.000 6T	7.900 12	8.400 9T	52.900 12T

2018 RCC - BOYS

Meet Results







Feb 24-25, 2018

Page: 1
Printed: 2/24/2018 11:49:30 AM

Men / 51 / Age 9

Session: 1

Judge's Signatures

Rank	Num	Name	Gym							AA
1	5134	Asa Kirkland	Precision Elite	10.100 4T	11.000 1T	9.900 5T	9.200 3T	9.100 4T	9.600 2	58.900 1
2	5150	Emmitt Smith	Danik	10.200 3	10.300 9	10.300 2	9.000 6T	9.400 1T	9.500 3T	58.700 2
3	5101	Soren DeWan	Westside Gymnastics	10.700 1	11.000 2T	9.000 13T	8.900 10T	9.200 3	9.500 4T	58.300 3
4	5149	Abram Malan	Danik	10.000 6	10.700 4	8.800 19	9.400 1T	9.400 2T	8.600 8	56.900 4
5	5106	Zachary Song	Westside Gymnastics	10.500 2	10.500 6	9.900 6T	8.900 11T	8.500 11	8.500 9	56.800 5
6	5111	Samuel Burns	Oregon Gymnastics	9.500 7	10.400 7T	10.100 3T	9.400 2T	9.000 6	8.300 11T	56.700 6
7T	5160	Lior Warmflash	OMEGA	8.400 15	10.600 5	10.800 1	7.800 18T	8.900 7T	9.800 1	56.300 7T
8T	5140	Toby Wadsworth	Precision Elite	9.200 10	10.200 10	9.900 7T	8.700 14	9.100 5T	9.200 5	56.300 8T
9	5142	Owen Feinblatt	Metro Gymnastics	9.300 9	9.700 12T	10.100 4T	9.100 5	8.700 10	8.300 12T	55.200 9
10	5110	Johnny Tully	Westside Gymnastics	10.100 5T	9.400 15T	9.000 14T	8.600 15	8.900 8T	9.000 6	55.000 10
11	5145	Wyatt Geurin	Athletic Edge	9.400 8	10.400 8T	9.600 11	9.000 7T	8.400 12	6.000 19	52.800 11
12T	5155	Alex Franck	OMEGA	9.000 13	10.900 3	9.000 15T	7.800 19T	7.800 14*	8.200 13*	52.700 12T
13T	5128	Shane Flannery	Anchorage	8.700 14	10.000 11	9.900 8T	8.100 17	7.800 15*	8.200 14*	52.700 13T
14	5167	Andrey Shcherbakov	Tech Gymnastics	8.000 16	7.700 18	9.900 9T	9.000 8T	8.000 13	8.700 7	51.300 14
15	5151	Isaiah Schnerstein	USGA	9.100 11T	9.600 14	9.000 16T	9.000 9T	7.200 18T	7.000 17	50.900 15
16	5136	Ellis Morton	Precision Elite	9.100 12T	9.700 13T	9.000 17T	8.900 12T	7.200 19T	6.900 18	50.800 16
17T	5201	Michael Neumayer	Metro Gymnastics	6.700 19	9.400 16T	9.300 12	9.200 4T	7.800 16T	7.600 16	50.000 17T
18T	5174	Tanner Boatman	SGA (Columbia City)	7.100 17	9.200 17	8.900 18	8.800 13	7.600 17	8.400 10	50.000 18T
19	5141	Spencer Black	Metro Gymnastics	6.900 18	7.600 19	9.800 10	8.500 16	8.900 9T	8.100 15	49.800 19

2018 RCC - BOYS

Meet Results







Feb 24-25, 2018

Page: 1
Printed: 2/24/2018 11:49:37 AM

Men / 51 / Age 10

Session: 1

Judge's Signatures

Rank	Num	Name	Gym							AA
1	5157	Tyler Jordan	OMEGA	10.300 2	10.500 6T	10.400 4	9.600 1T	10.400 2	10.500 1	61.700 1
2T	5170	Owen Clarkson	SGA (Columbia City)	9.600 7	9.900 13	10.500 2T	9.600 2T	10.800 1	9.700 6	60.100 2T
3T	5137	Rj Roberts	Precision Elite	10.700 1	10.100 11T	9.700 7T	9.300 3T	9.900 3	10.400 2T	60.100 3T
4	5172	Marcus Ramsey	SGA (Columbia City)	10.200 3	10.400 8	10.600 1	9.200 6	9.700 4T	9.900 5	60.000 4
5	5152	Connor Bell	OMEGA	9.100 12T	11.000 2T	10.500 3T	8.100 18T	9.700 5T	10.400 3T	58.800 5
6	6135	Matthew Kokhan	Tech Gymnastics	9.900 4T	10.500 7T	9.900 5	8.900 10T	9.000 7	10.300 4	58.500 6
7	5116	Austin Daniels	Black Hills	9.100 13T	11.000 3T	9.800 6	9.100 7	9.100 6	8.700 12	56.800 7
8T	5113	Russell Kinnear	Oregon Gymnastics	9.900 5T	10.900 4	9.400 11T	8.000 20	8.500 9T	9.000 9T	55.700 8T
9T	5173	Makar Shniko	Tech Gymnastics	9.400 8T	10.600 5	9.700 8T	8.900 11T	7.900 13	9.200 7T	55.700 9T
10	5115	Devin Carlson	Black Hills	9.400 9T	9.500 14	9.200 14T	9.300 4T	8.900 8	9.000 10T	55.300 10
11	5131	Pearson Shelton	Anchorage	9.300 10T	10.300 9	9.100 16	9.300 5T	7.800 14	9.200 8T	55.000 11
12	5130	Bryce Sanders	Anchorage	9.100 14T	10.100 12T	9.300 13	8.600 16T	8.300 11	8.400 14	53.800 12
13	5120	Andrew Saenz	Black Hills	9.300 11T	9.300 16	9.500 10	8.100 19T	8.500 10T	8.800 11	53.500 13
14	5168	Roman Sydorчук	Tech Gymnastics	8.800 16	11.100 1	9.200 15T	8.600 17T	7.300 17T	8.300 15	53.300 14
15	5166	Jack Pappas	Tech Gymnastics	8.500 17	7.800 18	9.400 12T	8.800 13T	7.600 15T	8.600 13	50.700 15
16	5104	Eli Hoffman	Westside Gymnastics	8.900 15	10.200 10	8.500 17	8.800 14T	6.600 20	7.500 17	50.500 16
17	5171	Garner Pelton	SGA (Columbia City)	7.200 20	9.000 17	8.000 19	9.000 8T	8.200 12	8.200 16	49.600 17
18	5124	Jociah Downs	National Academy	7.700 19	9.400 15	8.400 18	8.900 12T	7.300 18T	7.200 18	48.900 18
19	5146	Jesse Moreno	Athletic Edge	9.900 6T	7.300 19	7.800 20	9.000 9T	7.600 16T	6.500 20	48.100 19
20	5126	Elijah Martin	National Academy	8.100 18	6.500 20	9.600 9	8.700 15	7.000 19	6.800 19	46.700 20

2018 RCC - BOYS

Meet Results







Feb 24-25, 2018

Page: 1
Printed: 2/24/2018 11:49:44 AM

Men / 51 / Age 11+

Session: 1

Judge's Signatures

Rank	Num	Name	Gym							AA
1	5117	Sean Fields	Black Hills	10.300 2T	10.400 3T	10.300 1	8.900 10T	9.900 1	10.100 2	59.900 1
2	5139	Joshua Rose	Precision Elite	10.200 5	10.800 1T	9.900 4T	9.100 2T	9.000 3T	9.000 6	58.000 2
3	5162	Ryder Cieri	Tech Gymnastics	9.400 7	10.400 4T	10.200 2	8.800 12T	8.900 5T	10.200 1	57.900 3
4	5138	Seth Roberts	Precision Elite	10.300 3T	9.600 11T	9.800 6T	9.100 3T	8.800 7T	9.300 4	56.900 4
5	5102	Quinn Decker	Westside Gymnastics	11.000 1	9.200 15	9.900 5T	8.900 11T	9.000 4T	8.800 7T	56.800 5
6	5109	Hudson Tripi	Westside Gymnastics	9.900 6	9.400 13T	9.500 10	9.100 4T	9.300 2	8.800 8T	56.000 6
7	5107	Caleb Stonecliffe	Westside Gymnastics	9.200 8	10.300 5T	9.800 7T	8.600 16	8.800 8T	8.600 11T	55.300 7
8	5105	Abraham Seker	Westside Gymnastics	10.300 4T	9.100 16	9.600 9	9.200 1	8.900 6T	7.700 14T	54.800 8
9T	5122	Jack Shaffer	Black Hills	7.900 14	10.800 2T	10.000 3	8.800 13T	8.100 12*	8.700 10*	54.300 9T
10T	5129	Jordan Lonas	Anchorage	8.600 11	10.300 6T	9.200 13*	9.100 6*	8.400 10	8.700 9*	54.300 10T
11T	5132	Adam Chapin	Precision Elite	8.800 10	10.000 7	9.200 12*	9.100 5*	8.100 11*	9.100 5	54.300 11T
12T	5153	Tristan Brester	OMEGA	9.100 9	9.900 8T	7.500 18T	9.000 7*	7.800 14T	9.500 3	52.800 12T
13T	5103	Aidan Diaz	Westside Gymnastics	8.300 12T	8.900 17	9.200 14T	9.000 8*	8.800 9T	8.600 12T	52.800 13T
14	5161	Joe York	OMEGA	8.300 13T	9.900 9T	9.700 8	8.700 14T	7.700 16	8.000 13	52.300 14
15	5143	Alex Tam	Metro Gymnastics	6.400 19	9.400 14T	9.400 11	9.000 9T	7.800 15T	7.200 16	49.200 15
16	5144	Bryce Taylor	Metro Gymnastics	7.300 17	9.700 10	9.200 15T	8.700 15T	7.500 17	6.700 18	49.100 16
17	5175	Matthew Fabyanchuk	Precision Elite	7.500 16	9.600 12T	8.500 17	8.000 18	7.300 18	6.900 17	47.800 17
18	5127	Yoni Shusterman	National Academy	6.700 18	8.600 18	8.800 16	7.900 19	8.000 13	7.700 15T	47.700 18
19	5125	Nolan Elliott	National Academy	7.800 15	6.400 19	7.500 19T	8.100 17	6.000 19	6.200 19	42.000 19

2018 RCC - BOYS

Meet Results







Feb 24-25, 2018

Page: 1
Printed: 2/24/2018 11:50:08 AM

Men / 52 / Age 9

Session: 1

Judge's Signatures

Rank	Num	Name	Gym							AA
1	5203	Alastair Berg	SGA (Columbia City)	8.700 1	8.900 1	7.800 1	8.800 1	7.800 1	7.800 1	49.800 1

2018 RCC - BOYS

Meet Results







Feb 24-25, 2018

Page: 1
Printed: 2/24/2018 11:50:27 AM

Men / 52 / Age 11+

Session: 1

Judge's Signatures

Rank	Num	Name	Gym							AA
1	5202	Asher Davis	Athletic Edge	5.800 1	5.900 1	7.100 1	8.000 1	6.100 1	4.500 1	37.400 1

2018 RCC - BOYS

Team Results







Feb 24-25, 2018

Page: 1

Printed: 2/24/2018 11:50:36 AM

Men / All Levels / All Ages







Session: 1

Rank	Gym	Team	Score						
1	OMEGA	*	184.000	30.100 4	33.100 1	31.700 1	27.600 2T	30.300 1	31.200 1
	5157	Tyler Jordan		10.300		10.400	9.600	10.400	10.500
	5159	Sawyer Smart		10.300			9.000		
	5154	Ladd Cline		9.500	11.200			10.200	10.300
	5152	Connor Bell			11.000	10.500		9.700	10.400
	5155	Alex Franck			10.900				
	5160	Lior Warmflash				10.800			
	5158	Caelan Robinson					9.000		
2	Danik	*	178.300	30.700 3	32.300 4	29.700 5T	27.400 4T	29.200 3	29.000 4
	5148	Jackson Hales		10.500	11.300	10.600	9.000	10.400	10.900
	5150	Emmitt Smith		10.200	10.300	10.300	9.000	9.400	9.500
	5149	Abram Malan		10.000	10.700	8.800	9.400	9.400	8.600
3	Precision Elite	*	177.900	31.200 2	32.000 6	29.700 6T	27.600 3T	28.100 4	29.300 3
	5137	Rj Roberts		10.700			9.300	9.900	10.400
	5138	Seth Roberts		10.300					9.300
	5139	Joshua Rose		10.200	10.800	9.900	9.100		
	5134	Asa Kirkland			11.000	9.900	9.200	9.100	9.600
	5140	Toby Wadsworth			10.200	9.900		9.100	
4	Westside Gymnastics	*	176.900	32.200 1	32.600 2	29.600 7T	27.300 6T	27.500 6	27.700 7
	5102	Quinn Decker		11.000		9.900		9.000	
	5101	Soren DeWan		10.700	11.000			9.200	9.500
	5106	Zachary Song		10.500	10.500	9.900			
	5100	Brennan Cheng			11.100				9.200
	5107	Caleb Stonecliffe				9.800			
	5105	Abraham Seker					9.200		
	5109	Hudson Tripi					9.100	9.300	
	5103	Aidan Diaz					9.000		
	5110	Johnny Tully							9.000
5T	Black Hills	*	175.100	29.000 6	32.200 5	30.100 3	27.400 5T	27.900 5	28.500 5
	5117	Sean Fields		10.300	10.400	10.300		9.900	10.100
	5115	Devin Carlson		9.400			9.300	8.900	9.000
	5120	Andrew Saenz		9.300					
	5116	Austin Daniels			11.000	9.800	9.100	9.100	
	5122	Jack Shaffer			10.800	10.000			
	5121	Kyle Schofield					9.000		9.400

2018 RCC - BOYS

Team Results

Feb 24-25, 2018







Rank	Gym	Team	Score						
6T	SGA (Columbia City)	*	175.100	29.600 5	29.500 9	30.600 2	27.900 1	29.500 2	28.000 6
	5172	Marcus Ramsey		10.200	10.400	10.600	9.200	9.700	9.900
	5169	Finn Boatman		9.800		9.500	9.100	9.000	8.400
	5170	Owen Clarkson		9.600	9.900	10.500	9.600	10.800	9.700
	5174	Tanner Boatman			9.200				
7	Tech Gymnastics	*	173.800	28.700 7	32.500 3	30.000 4	26.800 10	26.100 8	29.700 2
	6135	Matthew Kokhan		9.900		9.900	8.900	9.000	10.300
	5162	Ryder Cieri		9.400		10.200		8.900	10.200
	5173	Makar Shniko		9.400	10.600		8.900		9.200
	5168	Roman Sydorchuk			11.100				
	5163	Greyson Danner			10.800			8.200	
	5167	Andrey Shcherbakov				9.900	9.000		
8	Oregon Gymnastics	*	167.900	28.300 8	31.800 7	29.600 8T	26.200 12	26.600 7	25.400 9
	5113	Russell Kinnear		9.900	10.900	9.400	8.000	8.500	9.000
	5111	Samuel Burns		9.500	10.400	10.100	9.400	9.000	8.300
	5114	Sol Kodesch		8.900	10.500	10.100	8.800	9.100	8.100
9	Anchorage	*	164.000	27.100 10	30.700 8	28.400 10	27.000 9	24.500 11	26.300 8
	5131	Pearson Shelton		9.300	10.300		9.300	7.800	9.200
	5130	Bryce Sanders		9.100	10.100	9.300	8.600	8.300	8.400
	5128	Shane Flannery		8.700		9.900			
	5129	Jordan Lonas			10.300	9.200	9.100	8.400	8.700
10	Metro Gymnastics	*	158.300	23.500 12	28.800 10	29.300 9	27.300 7T	25.400 9	24.000 10
	5142	Owen Feinblatt		9.300	9.700	10.100	9.100	8.700	8.300
	5144	Bryce Taylor		7.300	9.700				
	5141	Spencer Black		6.900		9.800		8.900	8.100
	5201	Michael Neumayer			9.400		9.200	7.800	7.600
	5143	Alex Tam				9.400	9.000		
11	National Academy	*	156.200	26.300 11	28.000 11	28.000 11	26.500 11	23.600 12	23.800 11
	5123	CRUZ Colley		10.400	10.000	9.600	8.900	8.300	8.900
	5126	Elijah Martin		8.100		9.600	8.700		
	5125	Nolan Elliott		7.800					
	5124	Jociah Downs			9.400		8.900	7.300	7.200
	5127	Yoni Shusterman			8.600	8.800		8.000	7.700

2018 RCC - BOYS

Team Results

Feb 24-25, 2018

Page: 3
 Printed: 2/24/2018 11:50:36 AM
 Men / All Levels / All Ages
 Session: 1

Rank	Gym	Team	Score						
12	Athletic Edge	*	154.700	28.000	27.400	27.200	27.100	25.000	20.000
				9	12	12	8	10	12
	5146	Jesse Moreno		9.900	7.300	7.800	9.000	7.600	6.500
	5145	Wyatt Geurin		9.400	10.400	9.600	9.000	8.400	6.000
	5147	Jagger Ogdahl		8.700	9.700	9.800	9.100	9.000	7.500
13	USGA	*	50.900	9.100	9.600	9.000	9.000	7.200	7.000
				13	13	13	13	13	13
	5151	Isaiah Schnerstein		9.100	9.600	9.000	9.000	7.200	7.000

2018 RCC - BOYS

Meet Results







Feb 24-25, 2018

Page: 1
Printed: 2/24/2018 2:18:53 PM

Men / 61 / Age 8-9

Session: 2

Judge's Signatures

Rank	Num	Name	Gym							AA
1	6142	J J Pacquing	SGA (Columbia City)	11.100 1	11.200 1	9.800 2	9.700 1	10.500 1	9.300 2	61.600 1
2	6132	Itzhak Sanchez	OMEGA	10.200 3	11.000 2	9.900 1	9.000 4	9.700 3	9.000 3T	58.800 2
3	6152	Kaden Sanchez	Danik	10.300 2	8.200 10	9.400 4	9.100 2T	9.500 4T	9.900 1	56.400 3
4	6140	Logan Chynoweth	SGA (Columbia City)	9.600 4T	10.900 3	8.800 8	9.100 3T	9.500 5T	7.500 9	55.400 4
5	6141	Henry Moore	SGA (Columbia City)	8.900 6	9.200 5	9.100 5T	8.800 5	8.500 7	9.000 4T	53.500 5
6	6134	Quinn Gillette	Tech Gymnastics	9.600 5T	8.600 8T	9.500 3	7.900 10	9.800 2	7.300 10	52.700 6
7	6118	Ayden Tuttle	Anchorage	8.000 7	9.900 4	9.100 6T	8.600 7T	8.100 8	8.400 5	52.100 7
8	6143	Shay West	SGA (Columbia City)	7.500 8	8.600 9T	9.100 7T	8.600 8T	9.200 6	7.800 7T	50.800 8
9	6124	Brody Esko	Athletic Edge	6.800 10	8.800 6T	8.000 10	7.700 11	7.800 9	7.800 8T	46.900 9
10	6113	Zachary Roach	Black Hills	6.200 11	8.800 7T	8.100 9	8.300 9	7.300 10	7.000 11	45.700 10
11	6116	Maxwell Marlow	Anchorage	6.900 9	6.800 11	7.600 11	8.700 6	7.100 11	8.000 6	45.100 11

2018 RCC - BOYS

Meet Results







Feb 24-25, 2018

Page: 1
Printed: 2/24/2018 2:19:10 PM

Men / 61 / Age 10

Session: 2

Judge's Signatures

Rank	Num	Name	Gym							AA
1	6123	Austin Bernards	Metro Gymnastics	10.500 1	7.600 5	9.900 1	9.200 1	9.200 1T	9.800 1	56.200 1
2	6111	Landon James	Black Hills	10.200 2	9.400 4	9.100 3	8.300 5	9.200 2T	8.900 2	55.100 2
3	6149	Timmy Heerwagen	Oregon Gymnastics	6.300 5	11.200 1	9.600 2	8.800 2T	9.100 3	7.800 3	52.800 3
4	6133	Jordan Dakessian	Tech Gymnastics	8.900 4	9.900 2	8.300 5	8.800 3T	8.700 4	7.400 5	52.000 4
5	6100	Harrison Cheng	Westside Gymnastics	9.300 3	9.700 3	8.400 4	8.600 4	8.200 5	7.600 4	51.800 5

2018 RCC - BOYS

Meet Results







Feb 24-25, 2018

Page: 1
Printed: 2/24/2018 2:19:17 PM

Men / 61 / Age 11

Session: 2

Judge's Signatures

Rank	Num	Name	Gym							AA
1	6151	Elijah Sanchez	Danik	9.300 2T	9.300 4	8.400 4	8.900 3	10.100 1	9.500 1	55.500 1
2	6144	Tom Young	SGA (Columbia City)	10.000 1	9.900 2	9.100 3	9.000 2	8.100 3	9.200 2	55.300 2
3	6102	William Kono	Westside Gymnastics	9.300 3T	9.400 3	10.200 1	9.200 1	7.700 4	6.800 5	52.600 3
4	6117	Heath Roddy	Anchorage	8.700 4	8.900 6	9.800 2	8.800 4	7.400 5	8.200 4	51.800 4
5	6129	Zander Gardner	OMEGA	7.000 5	10.000 1	7.900 5	8.700 5	8.300 2	8.500 3	50.400 5
6	6126	Kainoa Harwood	USGA	5.800 6	9.200 5	7.600 6	8.500 6	0.000 6	0.000 6	31.100 6

2018 RCC - BOYS

Meet Results







Feb 24-25, 2018

Page: 1
Printed: 2/24/2018 2:19:25 PM

Men / 61 / Age 12

Session: 2

Judge's Signatures

Rank	Num	Name	Gym							AA
1	6131	Matthew Inscore	OMEGA	10.500 1T	11.300 1	10.700 1	8.900 8T	10.800 1	10.400 1	62.600 1
2	6148	Riichi Ikeda	Jun Sports Club	9.900 5	10.800 3	10.100 2	9.300 3	9.100 5	9.500 3	58.700 2
3	6147	Kanta Mizukoshi	Jun Sports Club	10.500 2T	10.100 6T	9.700 4	9.400 1T	8.700 9	10.100 2	58.500 3
4	6104	Jesse Nallamilli	Westside Gymnastics	9.200 7	9.600 9T	9.800 3	9.400 2T	8.900 8	8.900 5	55.800 4
5	6105	Landen Valdez	Westside Gymnastics	9.000 8	10.500 5	9.100 8	9.200 4	9.000 6T	8.500 10	55.300 5
6	6110	Benjamin Hayward	Black Hills	10.200 4	8.400 11T	9.000 9	9.000 6T	9.300 3	9.000 4	54.900 6
7	6137	Jan Michelsen	Tech Gymnastics	10.500 3T	8.400 12T	8.600 11	9.000 7T	9.000 7T	8.800 6T	54.300 7
8	6115	Matthew Saenz	Black Hills	8.300 11	10.100 7T	8.800 10	8.800 10T	9.200 4	8.800 7T	54.000 8
9	6107	Nicholas Braun	Oregon Gymnastics	8.700 10	10.700 4	9.500 5	8.900 9T	7.900 12	7.600 12	53.300 9
10	6150	Joseph Hannon	Danik	8.900 9	9.900 8	8.200 12	9.100 5	8.300 10	8.800 8T	53.200 10
11	6112	Remmington Meredith	Black Hills	9.800 6	6.500 13	9.400 6	8.800 11T	9.700 2	8.400 11	52.600 11
12	6127	Everett Clough	OMEGA	7.600 12	9.600 10T	9.200 7	8.800 12T	8.100 11	8.700 9	52.000 12
13	6128	Jaxon Eastwood	OMEGA	0.000 13	11.100 2	0.000 13	0.000 13	0.000 13	0.000 13	11.100 13

2018 RCC - BOYS

Meet Results







Feb 24-25, 2018

Page: 1
Printed: 2/24/2018 2:19:33 PM

Men / 61 / Age 13+

Session: 2

Judge's Signatures

Rank	Num	Name	Gym							AA
1	6130	Gabriel Hartvigsen	OMEGA	10.300 2T	11.100 1	10.500 1	9.100 4T	9.700 2	10.800 1	61.500 1
2	6145	Haruki Koike	Jun Sports Club	9.000 7	10.700 3	9.900 2	9.300 2T	8.500 5	10.200 2	57.600 2
3	6103	Andrew Martyn	Westside Gymnastics	10.100 4T	10.800 2	9.600 5	9.300 3T	8.600 4	8.400 5	56.800 3
4	6146	Kaito Fukuda	Jun Sports Club	10.400 1	10.000 4	9.700 3T	9.100 5T	8.100 6	8.100 6	55.400 4
5	6114	Cameron Ross	Black Hills	10.300 3T	9.000 6	8.600 7	9.000 6	10.200 1	7.800 7	54.900 5
6	6106	Kohl Weichbrodt	Westside Gymnastics	10.000 6	7.500 8	9.700 4T	9.600 1	8.700 3	8.900 3	54.400 6
7	6101	Oliver Dewan	Westside Gymnastics	10.100 5T	8.700 7	8.500 8	8.800 8	8.000 7	8.700 4	52.800 7
8	6108	Jason Putnam	Oregon Gymnastics	8.600 8	9.100 5	9.100 6	8.900 7	7.900 8	7.200 8	50.800 8

2018 RCC - BOYS

Meet Results







Feb 24-25, 2018

Page: 1
Printed: 2/24/2018 2:19:49 PM

Men / 62 / Age 10

Session: 2

Judge's Signatures

Rank	Num	Name	Gym							AA
1	6201	Kai Potterf	Salem Gymnastics	7.400 1	7.000 1	7.800 1	9.000 1	7.600 1	7.800 1	46.600 1

2018 RCC - BOYS

Meet Results


Feb 24-25, 2018

Page: 1
Printed: 2/24/2018 2:19:59 PM

Men / 62 / Age 11

Session: 2

Judge's Signatures

Rank	Num	Name	Gym							AA
1	6200	Jonathan Davis	Salem Gymnastics	6.000 1	9.400 1	7.900 1	8.600 1	7.500 1	7.900 1	47.300 1

2018 RCC - BOYS

Team Results







Feb 24-25, 2018

Page: 1

Printed: 2/24/2018 2:20:29 PM

Men / All Levels / All Ages







Session: 2

Rank	Gym	Team	Score						
1	OMEGA	*	183.000	31.000 1	33.500 1	31.100 1	27.000 5	30.200 1	30.200 1
	6131	Matthew Inscore		10.500	11.300	10.700	8.900	10.800	10.400
	6130	Gabriel Hartvigsen		10.300	11.100	10.500	9.100	9.700	10.800
	6132	Itzhak Sanchez		10.200		9.900	9.000	9.700	9.000
	6128	Jaxon Eastwood			11.100				
2	Jun Sports Club	*	176.200	30.800 2	31.600 3	29.700 2T	28.000 2	26.300 7	29.800 2
	6147	Kanta Mizukoshi		10.500	10.100	9.700	9.400	8.700	10.100
	6146	Kaito Fukuda		10.400					
	6148	Riichi Ikeda		9.900	10.800	10.100	9.300	9.100	9.500
	6145	Haruki Koike			10.700	9.900	9.300	8.500	10.200
3	SGA (Columbia City)	*	175.200	30.700 3T	32.000 2	28.000 5	27.800 3	29.200 2T	27.500 4
	6142	J J Pacquing		11.100	11.200	9.800	9.700	10.500	9.300
	6144	Tom Young		10.000	9.900	9.100	9.000		9.200
	6140	Logan Chynoweth		9.600	10.900		9.100	9.500	
	6141	Henry Moore				9.100			9.000
	6143	Shay West						9.200	
4	Westside Gymnastics	*	172.300	30.200 5	31.000 4T	29.700 3T	28.300 1	26.600 6	26.500 6
	6103	Andrew Martyn		10.100	10.800		9.300		
	6101	Oliver Dewan		10.100					8.700
	6106	Kohl Weichbrodt		10.000		9.700	9.600	8.700	8.900
	6105	Landen Valdez			10.500			9.000	
	6100	Harrison Cheng			9.700				
	6102	William Kono				10.200			
	6104	Jesse Nallamilli				9.800	9.400	8.900	8.900
5	Black Hills	*	169.400	30.700 4T	28.500 6	27.500 6	26.800 6	29.200 3T	26.700 5
	6114	Cameron Ross		10.300	9.000		9.000	10.200	
	6111	Landon James		10.200	9.400	9.100			8.900
	6110	Benjamin Hayward		10.200		9.000	9.000	9.300	9.000
	6115	Matthew Saenz			10.100		8.800		8.800
	6112	Remmington Meredith				9.400		9.700	

2018 RCC - BOYS

Team Results

Feb 24-25, 2018







Rank	Gym	Team	Score						
6	Danik	*	165.100	28.500 7	27.400 7	26.000 9	27.100 4	27.900 4	28.200 3
	6152	Kaden Sanchez		10.300	8.200	9.400	9.100	9.500	9.900
	6151	Elijah Sanchez		9.300	9.300	8.400	8.900	10.100	9.500
	6150	Joseph Hannon		8.900	9.900	8.200	9.100	8.300	8.800
7	Tech Gymnastics	*	159.000	29.000 6	26.900 8	26.400 8	25.700 9	27.500 5	23.500 8
	6137	Jan Michelsen		10.500	8.400	8.600	9.000	9.000	8.800
	6134	Quinn Gillette		9.600	8.600	9.500	7.900	9.800	7.300
	6133	Jordan Dakessian		8.900	9.900	8.300	8.800	8.700	7.400
8	Oregon Gymnastics	*	156.900	23.600 8T	31.000 5T	28.200 4	26.600 7	24.900 8	22.600 9
	6107	Nicholas Braun		8.700	10.700	9.500	8.900	7.900	7.600
	6108	Jason Putnam		8.600	9.100	9.100	8.900	7.900	7.200
	6149	Timmy Heerwagen		6.300	11.200	9.600	8.800	9.100	7.800
9	Anchorage	*	149.000	23.600 9T	25.600 9	26.500 7	26.100 8	22.600 9	24.600 7
	6117	Heath Roddy		8.700	8.900	9.800	8.800	7.400	8.200
	6118	Ayden Tuttle		8.000	9.900	9.100	8.600	8.100	8.400
	6116	Maxwell Marlow		6.900	6.800	7.600	8.700	7.100	8.000
10	Salem Gymnastics	*	93.900	13.400 10	16.400 10	15.700 10	17.600 10	15.100 10	15.700 10
	6201	Kai Potterf		7.400	7.000	7.800	9.000	7.600	7.800
	6200	Jonathan Davis		6.000	9.400	7.900	8.600	7.500	7.900
11	Metro Gymnastics	*	56.200	10.500 11	7.600 13	9.900 11	9.200 11	9.200 11	9.800 11
	6123	Austin Bernards		10.500	7.600	9.900	9.200	9.200	9.800
12	Athletic Edge	*	46.900	6.800 12	8.800 12	8.000 12	7.700 13	7.800 12	7.800 12
	6124	Brody Esko		6.800	8.800	8.000	7.700	7.800	7.800
13	USGA	*	31.100	5.800 13	9.200 11	7.600 13	8.500 12	0.000 13	0.000 13
	6126	Kainoa Harwood		5.800	9.200	7.600	8.500		

2018 RCC - BOYS

Meet Results

Feb 24-25, 2018

Page: 1
 Printed: 2/24/2018 4:54:10 PM
 Men / 71 / Age 10-11
 Session: 3
 Judge's Signatures

Rank	Num	Name	Gym							AA
1	7116	Hammet Lear	SGA (Columbia City)	9.500 4	9.300 6	8.500 4T	8.900 1	9.800 1	9.800 1	55.800 1
2	7114	Jonathan Koo	Tech Gymnastics	10.200 1T	10.400 2	8.900 2	8.400 7	9.100 4T	8.600 3	55.600 2
3	7113	Reed Sims	USGA	9.700 3	11.100 1	7.400 8	8.600 4	9.700 2	7.900 5	54.400 3
4	7111	Ian Link	Danik	10.200 2T	9.500 4	8.700 3	8.500 5T	9.000 6	8.200 4	54.100 4
5	7110	Oliver Hales	Danik	8.200 7	9.400 5	9.200 1	8.800 2	9.400 3	9.000 2	54.000 5
6	7103	Tirth Gohel	Black Hills	8.600 5	9.700 3	8.200 6	8.500 6T	9.100 5T	6.800 7T	50.900 6
7	7115	Joshua Waibel	Tech Gymnastics	8.400 6	9.100 7	7.900 7	8.200 8	8.600 7	6.800 8T	49.000 7
8	7108	Quentin Brown	Metro Gymnastics	7.600 8	8.000 8	8.500 5T	8.700 3	8.200 8	7.400 6	48.400 8

2018 RCC - BOYS

Meet Results







Feb 24-25, 2018

Page: 1
Printed: 2/24/2018 4:54:21 PM

Men / 71 / Age 12+

Session: 3

Judge's Signatures

Rank	Num	Name	Gym							AA
1	7105	Ethan Vergara	Black Hills	10.300 1T	9.300 2	9.900 1	8.900 2T	10.100 2	9.800 1	58.300 1
2	7104	Ethan Jacobsen	Black Hills	9.500 4	9.200 3T	9.300 2	8.500 6T	10.300 1	9.500 3	56.300 2
3	7107	Cody Myers	Anchorage	8.500 7	7.800 9	8.600 3	9.000 1	10.000 3	9.700 2	53.600 3
4	7112	Adrian Facundo	USGA	10.300 2T	9.200 4T	7.000 9	8.500 7T	8.800 5	6.100 7	49.900 4
5	7200	Benjamin Leonardo	SGA (Columbia City)	10.000 3	9.200 5T	7.600 6T	8.900 3T	8.600 6	5.500 8	49.800 5
6	7201	Shay Meseck-Shick	SGA (Columbia City)	8.200 8T	9.700 1	7.800 5	7.900 10	8.300 8	7.000 4T	48.900 6
7	7106	Daniel Cabrera	Anchorage	7.500 10	8.200 7	7.400 8	8.600 4T	8.400 7	6.800 6	46.900 7
8	7109	Javian McCrae	Athletic Edge	8.600 6	8.400 6	6.000 10	8.100 9	8.200 9	7.000 5T	46.300 8
9	7102	Arshawn Ghorbani	Black Hills	9.400 5	6.500 10	8.300 4	8.600 5T	9.100 4	0.000 9T	41.900 9
10	7101	Jacob Elder	Black Hills	8.200 9T	8.100 8	7.600 7T	8.200 8	0.000 10	0.000 10T	32.100 10

2018 RCC - BOYS

Team Results







Feb 24-25, 2018

Page: 1

Printed: 2/24/2018 4:54:33 PM

Men / 71 / All Ages

Session: 3

Rank	Gym	Team	Score						
1	Black Hills	*	166.500	29.200 1	28.200 1T	27.500 1	26.000 1	29.500 1	26.100 1
	7105	Ethan Vergara		10.300	9.300	9.900	8.900	10.100	9.800
	7104	Ethan Jacobsen		9.500	9.200	9.300	8.500	10.300	9.500
	7102	Arshawn Ghorbani		9.400		8.300	8.600		
	7103	Tirth Gohel			9.700			9.100	6.800
2	SGA (Columbia City)	*	154.500	27.700 2	28.200 2T	23.900 2	25.700 2	26.700 2	22.300 2
	7200	Benjamin Leonardo		10.000	9.200	7.600	8.900	8.600	5.500
	7116	Hammet Lear		9.500	9.300	8.500	8.900	9.800	9.800
	7201	Shay Meseck-Shick		8.200	9.700	7.800	7.900	8.300	7.000
3	Danik	*	108.100	18.400 5	18.900 5	17.900 3	17.300 4	18.400 4T	17.200 3
	7111	Ian Link		10.200	9.500	8.700	8.500	9.000	8.200
	7110	Oliver Hales		8.200	9.400	9.200	8.800	9.400	9.000
4	Tech Gymnastics	*	104.600	18.600 4	19.500 4	16.800 4	16.600 6	17.700 6	15.400 5
	7114	Jonathan Koo		10.200	10.400	8.900	8.400	9.100	8.600
	7115	Joshua Waibel		8.400	9.100	7.900	8.200	8.600	6.800
5	USGA	*	104.300	20.000 3	20.300 3	14.400 6	17.100 5	18.500 3	14.000 6
	7112	Adrian Facundo		10.300	9.200	7.000	8.500	8.800	6.100
	7113	Reed Sims		9.700	11.100	7.400	8.600	9.700	7.900
6	Anchorage	*	100.500	16.000 6	16.000 6	16.000 5	17.600 3	18.400 5T	16.500 4
	7107	Cody Myers		8.500	7.800	8.600	9.000	10.000	9.700
	7106	Daniel Cabrera		7.500	8.200	7.400	8.600	8.400	6.800
7	Metro Gymnastics	*	48.400	7.600 8	8.000 8	8.500 7	8.700 7	8.200 7T	7.400 7
	7108	Quentin Brown		7.600	8.000	8.500	8.700	8.200	7.400
8	Athletic Edge	*	46.300	8.600 7	8.400 7	6.000 8	8.100 8	8.200 8T	7.000 8
	7109	Javian McCrae		8.600	8.400	6.000	8.100	8.200	7.000

2018 RCC - BOYS

Event Results - Floor

Feb 24-25, 2018

Page: 1
Printed: 2/24/2018 4:55:24 PM
Men / J1 / Age 12-14
Session: 3



Rank	Num	Name	Gym	Start	Score	Out
1	107	Zachary Klein	Metro Gymnastics	10.600	10.100	0.000
2	105	Elliot Feinblatt	Metro Gymnastics	10.600	9.800	0.300
3	109	Sam Willett	Metro Gymnastics	10.600	9.700	0.400
4	103	Jacoby Thompson	Oregon Gymnastics	10.600	8.900	1.200

2018 RCC - BOYS

Event Results - Pommel

Feb 24-25, 2018

Page: 1
Printed: 2/24/2018 4:55:36 PM
Men / J1 / Age 12-14
Session: 3



Rank	Num	Name	Gym	Start	Score	Out
1	103	Jacoby Thompson	Oregon Gymnastics	11.100	10.000	0.000
2T	105	Elliot Feinblatt	Metro Gymnastics	0.000	0.000	10.000
3T	107	Zachary Klein	Metro Gymnastics	0.000	0.000	10.000
4T	109	Sam Willett	Metro Gymnastics	0.000	0.000	10.000

2018 RCC - BOYS

Event Results - Rings

Feb 24-25, 2018

Page: 1

Printed: 2/24/2018 4:55:52 PM

Men / J1 / Age 12-14

Session: 3



Rank	Num	Name	Gym	Start	Score	Out
1	103	Jacoby Thompson	Oregon Gymnastics	12.100	10.700	0.000
2	105	Elliot Feinblatt	Metro Gymnastics	10.600	7.800	2.900
3	107	Zachary Klein	Metro Gymnastics	8.900	6.100	4.600
4	109	Sam Willett	Metro Gymnastics	0.000	0.000	10.700

2018 RCC - BOYS

Event Results - Vault

Feb 24-25, 2018

Page: 1
Printed: 2/24/2018 4:56:09 PM
Men / J1 / Age 12-14
Session: 3



Rank	Num	Name	Gym	Start	Score	Out
1	103	Jacoby Thompson	Oregon Gymnastics	11.600	11.000	0.000
2	109	Sam Willett	Metro Gymnastics	11.600	10.600	0.400
3	107	Zachary Klein	Metro Gymnastics	11.600	10.500	0.500
4	105	Elliot Feinblatt	Metro Gymnastics	11.600	10.000	1.000

2018 RCC - BOYS

Event Results - P Bars

Feb 24-25, 2018

Page: 1
Printed: 2/24/2018 4:56:20 PM
Men / J1 / Age 12-14
Session: 3



Rank	Num	Name	Gym	Start	Score	Out
1	103	Jacoby Thompson	Oregon Gymnastics	12.100	11.300	0.000
2T	105	Elliot Feinblatt	Metro Gymnastics	0.000	0.000	11.300
3T	107	Zachary Klein	Metro Gymnastics	0.000	0.000	11.300
4T	109	Sam Willett	Metro Gymnastics	0.000	0.000	11.300

2018 RCC - BOYS

Event Results - H Bar

Feb 24-25, 2018

Page: 1

Printed: 2/24/2018 4:56:30 PM

Men / J1 / Age 12-14

Session: 3



Rank	Num	Name	Gym	Start	Score	Out
1	103	Jacoby Thompson	Oregon Gymnastics	11.100	9.400	0.000
2T	105	Elliot Feinblatt	Metro Gymnastics	0.000	0.000	9.400
3T	107	Zachary Klein	Metro Gymnastics	0.000	0.000	9.400
4T	109	Sam Willett	Metro Gymnastics	0.000	0.000	9.400

2018 RCC - BOYS

Event Results - AA

Feb 24-25, 2018

Page: 1
Printed: 2/24/2018 4:56:41 PM
Men / J1 / Age 12-14
Session: 3

Rank	Num	Name	Gym	Score	Out
1	103	Jacoby Thompson	Oregon Gymnastics	61.300	0.000
2	105	Elliot Feinblatt	Metro Gymnastics	27.600	33.700
3	107	Zachary Klein	Metro Gymnastics	26.700	34.600
4	109	Sam Willett	Metro Gymnastics	20.300	41.000

2018 RCC - BOYS

Event Results - Floor

Feb 24-25, 2018

Page: 1
Printed: 2/24/2018 4:56:48 PM
Men / J1 / Age 15-18
Session: 3



Rank	Num	Name	Gym	Start	Score	Out
1T	113	Connor Robideau	Danik	10.900	10.400	0.000
2T	115	Aaron Xanthos	Oregon Gymnastics	10.900	10.400	0.000
3T	101	Connor Cihula	Oregon Gymnastics	10.900	10.300	0.100
4T	100	Tyler Anderson	Oregon Gymnastics	10.700	10.300	0.100
5T	106	Caleb Gabel	Metro Gymnastics	10.600	10.300	0.100
6	108	Max Spiess	Metro Gymnastics	10.600	10.100	0.300
7	102	David Nowell	Oregon Gymnastics	10.700	9.500	0.900

2018 RCC - BOYS

Event Results - Pommel

Feb 24-25, 2018

Page: 1
Printed: 2/24/2018 4:56:56 PM
Men / J1 / Age 15-18
Session: 3



Rank	Num	Name	Gym	Start	Score	Out
1	113	Connor Robideau	Danik	11.600	10.700	0.000
2	106	Caleb Gabel	Metro Gymnastics	11.600	10.500	0.200
3	101	Connor Cihula	Oregon Gymnastics	11.700	10.300	0.400
4	115	Aaron Xanthos	Oregon Gymnastics	11.200	9.900	0.800
5	102	David Nowell	Oregon Gymnastics	11.100	8.400	2.300
6T	100	Tyler Anderson	Oregon Gymnastics	0.000	0.000	10.700
7T	108	Max Spiess	Metro Gymnastics	0.000	0.000	10.700

2018 RCC - BOYS

Event Results - Rings

Feb 24-25, 2018

Page: 1
Printed: 2/24/2018 4:57:05 PM
Men / J1 / Age 15-18
Session: 3



Rank	Num	Name	Gym	Start	Score	Out
1	113	Connor Robideau	Danik	12.100	11.100	0.000
2	106	Caleb Gabel	Metro Gymnastics	12.100	11.000	0.100
3T	102	David Nowell	Oregon Gymnastics	12.300	10.500	0.600
4T	100	Tyler Anderson	Oregon Gymnastics	12.200	10.500	0.600
5	115	Aaron Xanthos	Oregon Gymnastics	12.300	10.300	0.800
6	108	Max Spiess	Metro Gymnastics	12.400	9.800	1.300
7	101	Connor Cihula	Oregon Gymnastics	11.100	9.000	2.100

2018 RCC - BOYS

Event Results - Vault

Feb 24-25, 2018

Page: 1
Printed: 2/24/2018 4:57:14 PM
Men / J1 / Age 15-18
Session: 3



Rank	Num	Name	Gym	Start	Score	Out
1	101	Connor Cihula	Oregon Gymnastics	12.300	11.800	0.000
2	100	Tyler Anderson	Oregon Gymnastics	12.200	11.500	0.300
3	113	Connor Robideau	Danik	12.200	11.400	0.400
4	115	Aaron Xanthos	Oregon Gymnastics	12.200	11.200	0.600
5	108	Max Spiess	Metro Gymnastics	11.600	11.100	0.700
6	106	Caleb Gabel	Metro Gymnastics	11.600	11.000	0.800
7	102	David Nowell	Oregon Gymnastics	11.600	10.500	1.300

2018 RCC - BOYS

Event Results - P Bars

Feb 24-25, 2018

Page: 1

Printed: 2/24/2018 4:57:25 PM

Men / J1 / Age 15-18

Session: 3



Rank	Num	Name	Gym	Start	Score	Out
1	115	Aaron Xanthos	Oregon Gymnastics	12.400	11.800	0.000
2	113	Connor Robideau	Danik	12.100	11.500	0.300
3	100	Tyler Anderson	Oregon Gymnastics	12.200	11.200	0.600
4	102	David Nowell	Oregon Gymnastics	12.100	10.900	0.900
5	101	Connor Cihula	Oregon Gymnastics	12.100	10.700	1.100
6T	106	Caleb Gabel	Metro Gymnastics	0.000	0.000	11.800
7T	108	Max Spiess	Metro Gymnastics	0.000	0.000	11.800

2018 RCC - BOYS

Event Results - H Bar

Feb 24-25, 2018

Page: 1
Printed: 2/24/2018 4:57:34 PM
Men / J1 / Age 15-18
Session: 3



Rank	Num	Name	Gym	Start	Score	Out
1	113	Connor Robideau	Danik	12.100	10.900	0.000
2	115	Aaron Xanthos	Oregon Gymnastics	11.600	10.300	0.600
3	101	Connor Cihula	Oregon Gymnastics	11.600	10.200	0.700
4	102	David Nowell	Oregon Gymnastics	11.100	8.900	2.000
5T	100	Tyler Anderson	Oregon Gymnastics	0.000	0.000	10.900
6T	106	Caleb Gabel	Metro Gymnastics	0.000	0.000	10.900
7T	108	Max Spiess	Metro Gymnastics	0.000	0.000	10.900

2018 RCC - BOYS

Event Results - AA

Feb 24-25, 2018

Page: 1
Printed: 2/24/2018 4:57:54 PM
Men / J1 / Age 15-18
Session: 3

Rank	Num	Name	Gym	Score	Out
1	113	Connor Robideau	Danik	66.000	0.000
2	115	Aaron Xanthos	Oregon Gymnastics	63.900	2.100
3	101	Connor Cihula	Oregon Gymnastics	62.300	3.700
4	102	David Nowell	Oregon Gymnastics	58.700	7.300
5	100	Tyler Anderson	Oregon Gymnastics	43.500	22.500
6	106	Caleb Gabel	Metro Gymnastics	42.800	23.200
7	108	Max Spiess	Metro Gymnastics	31.000	35.000

2018 RCC - BOYS

Event Results - Floor

Feb 24-25, 2018

Page: 1
Printed: 2/24/2018 4:59:08 PM
Men / J2 / Age 15-18
Session: 3



Rank	Num	Name	Gym	Start	Score	Out
1	203	Caleb Susee	Salem Gymnastics	10.600	10.100	0.000

2018 RCC - BOYS

Event Results - Pommel

Feb 24-25, 2018

Page: 1
Printed: 2/24/2018 4:59:17 PM
Men / J2 / Age 15-18
Session: 3



Rank	Num	Name	Gym	Start	Score	Out
1	203	Caleb Susee	Salem Gymnastics	10.600	8.300	0.000

2018 RCC - BOYS

Event Results - Rings

Feb 24-25, 2018

Page: 1
Printed: 2/24/2018 4:59:29 PM
Men / J2 / Age 15-18
Session: 3



Rank	Num	Name	Gym	Start	Score	Out
1	203	Caleb Susee	Salem Gymnastics	10.600	8.900	0.000

2018 RCC - BOYS

Event Results - Vault

Feb 24-25, 2018

Page: 1
Printed: 2/24/2018 4:59:38 PM
Men / J2 / Age 15-18
Session: 3



Rank	Num	Name	Gym	Start	Score	Out
1	203	Caleb Susee	Salem Gymnastics	11.600	11.000	0.000

2018 RCC - BOYS

Event Results - P Bars

Feb 24-25, 2018

Page: 1

Printed: 2/24/2018 4:59:49 PM

Men / J2 / Age 15-18

Session: 3



Rank	Num	Name	Gym	Start	Score	Out
1	203	Caleb Susee	Salem Gymnastics	9.400	8.700	0.000

2018 RCC - BOYS

Event Results - H Bar

Feb 24-25, 2018

Page: 1

Printed: 2/24/2018 5:00:03 PM

Men / J2 / Age 15-18

Session: 3



Rank	Num	Name	Gym	Start	Score	Out
1	203	Caleb Susee	Salem Gymnastics	10.600	9.900	0.000

2018 RCC - BOYS

Event Results - AA

Feb 24-25, 2018

Page: 1
Printed: 2/24/2018 5:00:13 PM
Men / J2 / Age 15-18
Session: 3







Rank	Num	Name	Gym	Score	Out
1	203	Caleb Susee	Salem Gymnastics	56.900	0.000

2018 RCC - BOYS

Team Results

Feb 24-25, 2018

Page: 1
 Printed: 2/24/2018 5:00:22 PM
 Men / J1,J2 / All Ages
 Session: 3

Rank	Gym	Team	Score						
1	Oregon Gymnastics	*	191.600	31.000	30.200	31.700	34.500	34.300	29.900
				1	1	1	1	1	1
	115	Aaron Xanthos		10.400	9.900		11.200	11.800	10.300
	101	Connor Cihula		10.300	10.300		11.800		10.200
	100	Tyler Anderson		10.300		10.500	11.500	11.200	
	103	Jacoby Thompson			10.000	10.700		11.300	9.400
	102	David Nowell				10.500			
2	Metro Gymnastics	*	102.300	30.500	10.500	28.600	32.700	0.000	0.000
				2	3	2	2	4	4
	106	Caleb Gabel		10.300	10.500	11.000	11.000		
	108	Max Spiess		10.100		9.800	11.100		
	107	Zachary Klein		10.100					
	105	Elliot Feinblatt				7.800			
	109	Sam Willett					10.600		
3	Danik	*	66.000	10.400	10.700	11.100	11.400	11.500	10.900
				3	2	3	3	2	2
	113	Connor Robideau		10.400	10.700	11.100	11.400	11.500	10.900
4	Salem Gymnastics	*	56.900	10.100	8.300	8.900	11.000	8.700	9.900
				4	4	4	4	3	3
	203	Caleb Susee		10.100	8.300	8.900	11.000	8.700	9.900

2018 RCC - BOYS

Event Results - Floor

Feb 24-25, 2018

Page: 1
Printed: 2/24/2018 9:15:23 PM

Men / 8 / Age 12

Session: 4



Rank	Num	Name	Gym	Start	Score	Out
1	8007	Will Taplin	Danik	13.600	12.400	0.000
2	8006	Matthew Kim	Danik	12.800	11.500	0.900
3	8003	Chase Tully	Westside Gymnastics	13.300	10.800	1.600

2018 RCC - BOYS

Event Results - Pommel

Feb 24-25, 2018

Page: 1
Printed: 2/24/2018 9:15:29 PM

Men / 8 / Age 12

Session: 4



Rank	Num	Name	Gym	Start	Score	Out
1	8003	Chase Tully	Westside Gymnastics	13.700	12.900	0.000
2	8007	Will Taplin	Danik	12.800	11.900	1.000
3	8006	Matthew Kim	Danik	12.600	9.500	3.400

2018 RCC - BOYS

Event Results - Rings

Feb 24-25, 2018

Page: 1
Printed: 2/24/2018 9:15:35 PM

Men / 8 / Age 12

Session: 4



Rank	Num	Name	Gym	Start	Score	Out
1	8003	Chase Tully	Westside Gymnastics	13.400	11.900	0.000
2	8007	Will Taplin	Danik	13.000	11.000	0.900
3	8006	Matthew Kim	Danik	12.800	9.900	2.000

2018 RCC - BOYS

Event Results - Vault

Feb 24-25, 2018

Page: 1
Printed: 2/24/2018 9:15:39 PM

Men / 8 / Age 12

Session: 4



Rank	Num	Name	Gym	Start	Score	Out
1	8003	Chase Tully	Westside Gymnastics	11.600	11.000	0.000
2	8007	Will Taplin	Danik	12.400	10.900	0.100
3	8006	Matthew Kim	Danik	0.000	0.000	11.000

2018 RCC - BOYS

Event Results - P Bars

Feb 24-25, 2018

Page: 1
Printed: 2/24/2018 9:15:44 PM

Men / 8 / Age 12

Session: 4



Rank	Num	Name	Gym	Start	Score	Out
1	8007	Will Taplin	Danik	13.300	12.300	0.000
2	8003	Chase Tully	Westside Gymnastics	12.500	10.100	2.200
3	8006	Matthew Kim	Danik	0.000	0.000	12.300

2018 RCC - BOYS

Event Results - H Bar

Feb 24-25, 2018

Page: 1
Printed: 2/24/2018 9:15:49 PM

Men / 8 / Age 12

Session: 4



Rank	Num	Name	Gym	Start	Score	Out
1	8007	Will Taplin	Danik	12.900	12.200	0.000
2	8003	Chase Tully	Westside Gymnastics	12.800	11.800	0.400
3	8006	Matthew Kim	Danik	0.000	0.000	12.200

2018 RCC - BOYS

Event Results - AA

Feb 24-25, 2018

Page: 1
Printed: 2/24/2018 9:15:54 PM

Men / 8 / Age 12

Session: 4

Rank	Num	Name	Gym	Score	Out
1	8007	Will Taplin	Danik	70.700	0.000
2	8003	Chase Tully	Westside Gymnastics	68.500	2.200
3	8006	Matthew Kim	Danik	30.900	39.800

2018 RCC - BOYS

Event Results - Floor

Feb 24-25, 2018

Page: 1
Printed: 2/24/2018 9:15:59 PM
Men / 8 / Age 13-14
Session: 4



Rank	Num	Name	Gym	Start	Score	Out
1	8002	Drew Jackman	Westside Gymnastics	13.200	11.300	0.000
2	8001	Michael Hebda	Westside Gymnastics	12.700	11.200	0.100
3	8000	Aden Corman	Westside Gymnastics	12.000	10.400	0.900

2018 RCC - BOYS

Event Results - Pommel

Feb 24-25, 2018

Page: 1
Printed: 2/24/2018 9:16:03 PM
Men / 8 / Age 13-14
Session: 4



Rank	Num	Name	Gym	Start	Score	Out
1	8002	Drew Jackman	Westside Gymnastics	12.800	11.500	0.000
2	8000	Aden Corman	Westside Gymnastics	10.800	9.600	1.900
3	8001	Michael Hebda	Westside Gymnastics	12.200	9.400	2.100

2018 RCC - BOYS

Event Results - Rings

Feb 24-25, 2018

Page: 1
Printed: 2/24/2018 9:16:18 PM
Men / 8 / Age 13-14
Session: 4



Rank	Num	Name	Gym	Start	Score	Out
1	8000	Aden Corman	Westside Gymnastics	12.800	10.100	0.000
2	8001	Michael Hebda	Westside Gymnastics	12.100	9.900	0.200
3	8002	Drew Jackman	Westside Gymnastics	12.400	8.300	1.800

2018 RCC - BOYS

Event Results - Vault

Feb 24-25, 2018

Page: 1
Printed: 2/24/2018 9:16:24 PM
Men / 8 / Age 13-14
Session: 4



Rank	Num	Name	Gym	Start	Score	Out
1	8000	Aden Corman	Westside Gymnastics	11.600	10.500	0.000
2	8002	Drew Jackman	Westside Gymnastics	11.600	10.000	0.500
3	8001	Michael Hebda	Westside Gymnastics	11.600	9.800	0.700

2018 RCC - BOYS

Event Results - P Bars

Feb 24-25, 2018

Page: 1
Printed: 2/24/2018 9:16:31 PM
Men / 8 / Age 13-14
Session: 4



Rank	Num	Name	Gym	Start	Score	Out
1	8002	Drew Jackman	Westside Gymnastics	12.600	11.700	0.000
2	8000	Aden Corman	Westside Gymnastics	11.800	10.800	0.900
3	8001	Michael Hebda	Westside Gymnastics	11.500	9.700	2.000

2018 RCC - BOYS

Event Results - H Bar

Feb 24-25, 2018

Page: 1
Printed: 2/24/2018 9:16:36 PM
Men / 8 / Age 13-14
Session: 4



Rank	Num	Name	Gym	Start	Score	Out
1	8002	Drew Jackman	Westside Gymnastics	11.800	9.900	0.000
2	8001	Michael Hebda	Westside Gymnastics	11.200	9.300	0.600
3	8000	Aden Corman	Westside Gymnastics	11.300	7.300	2.600

2018 RCC - BOYS

Event Results - AA

Feb 24-25, 2018

Page: 1
Printed: 2/24/2018 9:16:41 PM
Men / 8 / Age 13-14
Session: 4

Rank	Num	Name	Gym	Score	Out
1	8002	Drew Jackman	Westside Gymnastics	62.700	0.000
2	8001	Michael Hebda	Westside Gymnastics	59.300	3.400
3	8000	Aden Corman	Westside Gymnastics	58.700	4.000

2018 RCC - BOYS

Event Results - Floor

Feb 24-25, 2018

Page: 1
Printed: 2/24/2018 9:16:46 PM
Men / 9 / Age 13-14
Session: 4



Rank	Num	Name	Gym	Start	Score	Out
1	9006	Kiyohide Kaneko	Jun Sports Club	13.800	12.700	0.000
2	9000	Erik Liang	Westside Gymnastics	13.400	12.500	0.200
3T	9002	Declan Abers	Oregon Gymnastics	13.200	12.400	0.300
4T	9016	Kelton Hucks	Danik	13.100	12.400	0.300
5	9015	Grayson Hales	Danik	13.300	12.300	0.400
6T	9001	Luke Tully	Westside Gymnastics	13.800	11.900	0.800
7T	9005	Akea Pavel	Black Hills	13.300	11.900	0.800
8	9003	Christopher Xanthos	Oregon Gymnastics	0.000	0.000	12.700

2018 RCC - BOYS

Event Results - Pommel

Feb 24-25, 2018

Page: 1
Printed: 2/24/2018 9:16:51 PM
Men / 9 / Age 13-14
Session: 4



Rank	Num	Name	Gym	Start	Score	Out
1T	9000	Erik Liang	Westside Gymnastics	13.300	12.000	0.000
2T	9003	Christopher Xanthos	Oregon Gymnastics	12.900	12.000	0.000
3	9002	Declan Abers	Oregon Gymnastics	12.900	11.800	0.200
4	9006	Kiyohide Kaneko	Jun Sports Club	12.600	11.700	0.300
5	9005	Akea Pavel	Black Hills	12.200	10.700	1.300
6	9015	Grayson Hales	Danik	11.800	10.400	1.600
7	9001	Luke Tully	Westside Gymnastics	13.100	10.200	1.800
8	9016	Kelton Hucks	Danik	11.900	8.700	3.300

2018 RCC - BOYS

Event Results - Rings

Feb 24-25, 2018

Page: 1
Printed: 2/24/2018 9:16:56 PM
Men / 9 / Age 13-14
Session: 4



Rank	Num	Name	Gym	Start	Score	Out
1	9003	Christopher Xanthos	Oregon Gymnastics	12.200	11.200	0.000
2	9002	Declan Abers	Oregon Gymnastics	12.000	10.900	0.300
3*	9001	Luke Tully	Westside Gymnastics	13.000	10.700	0.500
4*	9000	Erik Liang	Westside Gymnastics	12.300	10.700	0.500
5	9015	Grayson Hales	Danik	12.100	10.200	1.000
6	9016	Kelton Hucks	Danik	12.300	9.800	1.400
7	9005	Akea Pavel	Black Hills	12.200	9.600	1.600
8	9006	Kiyohide Kaneko	Jun Sports Club	13.200	9.400	1.800

2018 RCC - BOYS

Event Results - Vault

Feb 24-25, 2018

Page: 1
Printed: 2/24/2018 9:17:01 PM
Men / 9 / Age 13-14
Session: 4



Rank	Num	Name	Gym	Start	Score	Out
1	9006	Kiyohide Kaneko	Jun Sports Club	12.400	11.200	0.000
2	9015	Grayson Hales	Danik	11.800	10.900	0.300
3	9016	Kelton Hucks	Danik	12.200	10.700	0.500
4	9000	Erik Liang	Westside Gymnastics	11.600	10.600	0.600
5	9002	Declan Abers	Oregon Gymnastics	11.600	10.400	0.800
6	9001	Luke Tully	Westside Gymnastics	12.400	10.300	0.900
7	9005	Akea Pavel	Black Hills	12.200	10.100	1.100
8	9003	Christopher Xanthos	Oregon Gymnastics	0.000	0.000	11.200

2018 RCC - BOYS

Event Results - P Bars

Feb 24-25, 2018

Page: 1
Printed: 2/24/2018 9:17:07 PM
Men / 9 / Age 13-14
Session: 4



Rank	Num	Name	Gym	Start	Score	Out
1	9016	Kelton Hucks	Danik	12.900	12.300	0.000
2T	9002	Declan Abers	Oregon Gymnastics	12.900	12.200	0.100
3T	9005	Akea Pavel	Black Hills	13.100	12.200	0.100
4	9001	Luke Tully	Westside Gymnastics	13.500	12.100	0.200
5T	9006	Kiyohide Kaneko	Jun Sports Club	12.900	11.600	0.700
6T	9003	Christopher Xanthos	Oregon Gymnastics	13.000	11.600	0.700
7	9015	Grayson Hales	Danik	12.200	11.100	1.200
8	9000	Erik Liang	Westside Gymnastics	11.500	10.800	1.500

2018 RCC - BOYS

Event Results - H Bar

Feb 24-25, 2018

Page: 1
Printed: 2/24/2018 9:17:12 PM
Men / 9 / Age 13-14
Session: 4



Rank	Num	Name	Gym	Start	Score	Out
1	9006	Kiyohide Kaneko	Jun Sports Club	13.200	12.000	0.000
2	9015	Grayson Hales	Danik	12.400	11.500	0.500
3T	9016	Kelton Hucks	Danik	12.100	10.800	1.200
4T	9003	Christopher Xanthos	Oregon Gymnastics	12.500	10.800	1.200
5T	9001	Luke Tully	Westside Gymnastics	12.400	10.300	1.700
6T	9005	Akea Pavel	Black Hills	12.400	10.300	1.700
7	9002	Declan Abers	Oregon Gymnastics	12.100	9.200	2.800
8	9000	Erik Liang	Westside Gymnastics	12.400	8.900	3.100

2018 RCC - BOYS

Event Results - AA

Feb 24-25, 2018

Page: 1
Printed: 2/24/2018 9:17:18 PM
Men / 9 / Age 13-14
Session: 4

Rank	Num	Name	Gym	Score	Out
1	9006	Kiyohide Kaneko	Jun Sports Club	68.600	0.000
2	9002	Declan Abers	Oregon Gymnastics	66.900	1.700
3	9015	Grayson Hales	Danik	66.400	2.200
4T	9000	Erik Liang	Westside Gymnastics	65.500	3.100
5T	9001	Luke Tully	Westside Gymnastics	65.500	3.100
6	9005	Akea Pavel	Black Hills	64.800	3.800
7	9016	Kelton Hucks	Danik	64.700	3.900
8	9003	Christopher Xanthos	Oregon Gymnastics	45.600	23.000

2018 RCC - BOYS

Event Results - Floor

Feb 24-25, 2018

Page: 1
Printed: 2/24/2018 9:17:22 PM
Men / 10 / Age 15-16
Session: 4



Rank	Num	Name	Gym	Start	Score	Out
1	1001	Jake Weichbrodt	Westside Gymnastics	14.000	12.600	0.000
2	1008	Zach Lerner	Black Hills	13.800	12.500	0.100
3	1000	Sean McCann	Westside Gymnastics	13.600	12.300	0.300
4	1014	Ridley Roelofs	Metro Gymnastics	13.300	12.200	0.400
5	1003	Benjamin Ashlee	Black Hills	12.800	11.900	0.700
6	1006	Elias Hoberecht	Black Hills	13.300	11.700	0.900
7	1005	Galen Henriquez	Black Hills	13.400	11.500	1.100
8	1016	Andrew Layman	Denali Gymnastics	0.000	0.000	12.600

2018 RCC - BOYS

Event Results - Pommel

Feb 24-25, 2018

Page: 1
Printed: 2/24/2018 9:17:27 PM
Men / 10 / Age 15-16
Session: 4



Rank	Num	Name	Gym	Start	Score	Out
1	1016	Andrew Layman	Denali Gymnastics	13.400	12.500	0.000
2	1001	Jake Weichbrodt	Westside Gymnastics	12.500	10.900	1.600
3	1014	Ridley Roelofs	Metro Gymnastics	13.000	10.800	1.700
4T	1008	Zach Lerner	Black Hills	12.200	10.500	2.000
5T	1003	Benjamin Ashlee	Black Hills	12.700	10.500	2.000
6	1000	Sean McCann	Westside Gymnastics	13.100	10.300	2.200
7	1006	Elias Hoberecht	Black Hills	11.600	10.200	2.300
8	1005	Galen Henriquez	Black Hills	11.600	9.800	2.700

2018 RCC - BOYS

Event Results - Rings

Feb 24-25, 2018

Page: 1

Printed: 2/24/2018 9:17:32 PM

Men / 10 / Age 15-16

Session: 4



Rank	Num	Name	Gym	Start	Score	Out
1T	1014	Ridley Roelofs	Metro Gymnastics	13.600	11.500	0.000
2T	1016	Andrew Layman	Denali Gymnastics	12.900	11.500	0.000
3	1008	Zach Lerner	Black Hills	12.400	11.000	0.500
4	1006	Elias Hoberecht	Black Hills	12.500	10.600	0.900
5	1005	Galen Henriquez	Black Hills	13.000	10.500	1.000
6	1003	Benjamin Ashlee	Black Hills	13.000	10.100	1.400
7	1000	Sean McCann	Westside Gymnastics	13.500	9.300	2.200
8	1001	Jake Weichbrodt	Westside Gymnastics	11.200	8.500	3.000

2018 RCC - BOYS

Event Results - Vault

Feb 24-25, 2018

Page: 1
Printed: 2/24/2018 9:17:37 PM
Men / 10 / Age 15-16
Session: 4



Rank	Num	Name	Gym	Start	Score	Out
1	1014	Ridley Roelofs	Metro Gymnastics	13.200	12.400	0.000
2	1008	Zach Lerner	Black Hills	13.200	11.900	0.500
3	1001	Jake Weichbrodt	Westside Gymnastics	12.400	11.500	0.900
4T	1003	Benjamin Ashlee	Black Hills	11.600	11.000	1.400
5T	1006	Elias Hoberecht	Black Hills	12.200	11.000	1.400
6	1005	Galen Henriquez	Black Hills	11.600	10.800	1.600
7	1000	Sean McCann	Westside Gymnastics	12.400	10.000	2.400
8	1016	Andrew Layman	Denali Gymnastics	0.000	0.000	12.400

2018 RCC - BOYS

Event Results - P Bars

Feb 24-25, 2018

Page: 1
Printed: 2/24/2018 9:17:42 PM
Men / 10 / Age 15-16
Session: 4



Rank	Num	Name	Gym	Start	Score	Out
1	1003	Benjamin Ashlee	Black Hills	13.100	12.700	0.000
2	1014	Ridley Roelofs	Metro Gymnastics	13.200	12.300	0.400
3	1000	Sean McCann	Westside Gymnastics	13.000	12.100	0.600
4	1006	Elias Hoberecht	Black Hills	12.900	12.000	0.700
5T	1001	Jake Weichbrodt	Westside Gymnastics	13.100	11.900	0.800
6T	1005	Galen Henriquez	Black Hills	12.800	11.900	0.800
7	1016	Andrew Layman	Denali Gymnastics	12.800	11.700	1.000
8	1008	Zach Lerner	Black Hills	12.500	11.300	1.400

2018 RCC - BOYS

Event Results - H Bar

Feb 24-25, 2018

Page: 1
Printed: 2/24/2018 9:17:47 PM
Men / 10 / Age 15-16
Session: 4



Rank	Num	Name	Gym	Start	Score	Out
1	1000	Sean McCann	Westside Gymnastics	12.800	12.200	0.000
2	1006	Elias Hoberecht	Black Hills	12.500	11.800	0.400
3T	1003	Benjamin Ashlee	Black Hills	12.200	11.200	1.000
4T	1005	Galen Henriquez	Black Hills	12.300	11.200	1.000
5	1014	Ridley Roelofs	Metro Gymnastics	13.300	11.100	1.100
6	1016	Andrew Layman	Denali Gymnastics	11.800	11.000	1.200
7	1008	Zach Lerner	Black Hills	11.800	10.800	1.400
8	1001	Jake Weichbrodt	Westside Gymnastics	12.300	10.700	1.500

2018 RCC - BOYS

Event Results - AA

Feb 24-25, 2018

Page: 1
Printed: 2/24/2018 9:17:52 PM
Men / 10 / Age 15-16
Session: 4

Rank	Num	Name	Gym	Score	Out
1	1014	Ridley Roelofs	Metro Gymnastics	70.300	0.000
2	1008	Zach Lerner	Black Hills	68.000	2.300
3	1003	Benjamin Ashlee	Black Hills	67.400	2.900
4	1006	Elias Hoberecht	Black Hills	67.300	3.000
5	1000	Sean McCann	Westside Gymnastics	66.200	4.100
6	1001	Jake Weichbrodt	Westside Gymnastics	66.100	4.200
7	1005	Galen Henriquez	Black Hills	65.700	4.600
8	1016	Andrew Layman	Denali Gymnastics	46.700	23.600

2018 RCC - BOYS

Event Results - Floor

Feb 24-25, 2018

Page: 1
Printed: 2/24/2018 9:17:56 PM
Men / 10 / Age 17-18
Session: 4



Rank	Num	Name	Gym	Start	Score	Out
1	1007	Troy Jenkins Jr	Black Hills	14.400	13.100	0.000
2	1002	Anthony Xanthos	Oregon Gymnastics	13.500	12.900	0.200
3	9010	Blaine Davis	Metro Gymnastics	13.700	12.800	0.300
4	1013	Joseph McDonnell-Myers	Metro Gymnastics	13.400	12.600	0.500

2018 RCC - BOYS

Event Results - Pommel

Feb 24-25, 2018

Page: 1
Printed: 2/24/2018 9:18:00 PM
Men / 10 / Age 17-18
Session: 4



Rank	Num	Name	Gym	Start	Score	Out
1	1007	Troy Jenkins Jr	Black Hills	14.100	13.100	0.000
2	1002	Anthony Xanthos	Oregon Gymnastics	13.800	12.500	0.600
3	1013	Joseph McDonnell-Myers	Metro Gymnastics	13.000	11.900	1.200
4	9010	Blaine Davis	Metro Gymnastics	13.200	11.200	1.900

2018 RCC - BOYS

Event Results - Rings

Feb 24-25, 2018

Page: 1
Printed: 2/24/2018 9:18:05 PM
Men / 10 / Age 17-18
Session: 4



Rank	Num	Name	Gym	Start	Score	Out
1	1007	Troy Jenkins Jr	Black Hills	14.000	12.500	0.000
2	1002	Anthony Xanthos	Oregon Gymnastics	13.400	12.000	0.500
3T	9010	Blaine Davis	Metro Gymnastics	13.300	10.800	1.700
4T	1013	Joseph McDonnell-Myers	Metro Gymnastics	12.400	10.800	1.700

2018 RCC - BOYS

Event Results - Vault

Feb 24-25, 2018

Page: 1
Printed: 2/24/2018 9:18:10 PM
Men / 10 / Age 17-18
Session: 4



Rank	Num	Name	Gym	Start	Score	Out
1	1002	Anthony Xanthos	Oregon Gymnastics	14.000	12.600	0.000
2	9010	Blaine Davis	Metro Gymnastics	13.200	12.500	0.100
3	1007	Troy Jenkins Jr	Black Hills	12.800	12.000	0.600
4	1013	Joseph McDonnell-Myers	Metro Gymnastics	12.400	9.200	3.400

2018 RCC - BOYS

Event Results - P Bars

Feb 24-25, 2018

Page: 1
Printed: 2/24/2018 9:18:15 PM
Men / 10 / Age 17-18
Session: 4



Rank	Num	Name	Gym	Start	Score	Out
1	9010	Blaine Davis	Metro Gymnastics	13.900	13.100	0.000
2	1007	Troy Jenkins Jr	Black Hills	13.800	13.000	0.100
3	1013	Joseph McDonnell-Myers	Metro Gymnastics	13.200	12.200	0.900
4	1002	Anthony Xanthos	Oregon Gymnastics	12.900	12.100	1.000

2018 RCC - BOYS

Event Results - H Bar

Feb 24-25, 2018

Page: 1

Printed: 2/24/2018 9:18:21 PM

Men / 10 / Age 17-18

Session: 4



Rank	Num	Name	Gym	Start	Score	Out
1	1007	Troy Jenkins Jr	Black Hills	13.600	12.600	0.000
2	9010	Blaine Davis	Metro Gymnastics	12.800	11.600	1.000
3	1002	Anthony Xanthos	Oregon Gymnastics	12.300	11.400	1.200
4	1013	Joseph McDonnell-Myers	Metro Gymnastics	12.900	11.300	1.300

2018 RCC - BOYS

Event Results - AA

Feb 24-25, 2018







Page: 1
Printed: 2/24/2018 9:18:27 PM
Men / 10 / Age 17-18
Session: 4

Rank	Num	Name	Gym	Score	Out
1	1007	Troy Jenkins Jr	Black Hills	76.300	0.000
2	1002	Anthony Xanthos	Oregon Gymnastics	73.500	2.800
3	9010	Blaine Davis	Metro Gymnastics	72.000	4.300
4	1013	Joseph McDonnell-Myers	Metro Gymnastics	68.000	8.300

2018 RCC - BOYS

Team Results







Feb 24-25, 2018

Rank	Gym	Team	Score						
1	Black Hills	*	214.300	37.500 2	34.300 3	34.100 1T	34.900 1	37.900 1	35.600 1
	1007	Troy Jenkins Jr		13.100	13.100	12.500	12.000	13.000	12.600
	1008	Zach Lerner		12.500	10.500	11.000	11.900		
	1003	Benjamin Ashlee		11.900			11.000	12.700	11.200
	9005	Akea Pavel			10.700			12.200	
	1006	Elias Hoberecht				10.600			11.800
2	Westside Gymnastics	*	211.000	37.400 3	36.400 1	33.300 3	33.100 3	36.100 3	34.700 2
	1001	Jake Weichbrodt		12.600			11.500	11.900	10.700
	9000	Erik Liang		12.500	12.000	10.700	10.600		
	1000	Sean McCann		12.300				12.100	12.200
	8003	Chase Tully			12.900	11.900	11.000		11.800
	8002	Drew Jackman			11.500				
	9001	Luke Tully				10.700		12.100	
3	Metro Gymnastics	*	210.300	37.600 1	33.900 4	33.100 4	34.100 2	37.600 2	34.000 4
	9010	Blaine Davis		12.800	11.200	10.800	12.500	13.100	11.600
	1013	Joseph McDonnell-Myers		12.600	11.900	10.800	9.200	12.200	11.300
	1014	Ridley Roelofs		12.200	10.800	11.500	12.400	12.300	11.100
4	Danik	*	202.700	37.100 4	31.800 5	31.100 5	32.500 4	35.700 5	34.500 3
	8007	Will Taplin		12.400	11.900	11.000	10.900	12.300	12.200
	9016	Kelton Hucks		12.400			10.700	12.300	10.800
	9015	Grayson Hales		12.300	10.400	10.200	10.900	11.100	11.500
	8006	Matthew Kim			9.500	9.900			
5	Oregon Gymnastics	*	186.000	25.300 5	36.300 2	34.100 2T	23.000 5	35.900 4	31.400 5
	1002	Anthony Xanthos		12.900	12.500	12.000	12.600	12.100	11.400
	9002	Declan Abers		12.400	11.800	10.900	10.400	12.200	9.200
	9003	Christopher Xanthos			12.000	11.200		11.600	10.800
6	Jun Sports Club	*	68.600	12.700 6	11.700 7	9.400 7	11.200 6	11.600 7	12.000 6
	9006	Kiyohide Kaneko		12.700	11.700	9.400	11.200	11.600	12.000

2018 RCC - BOYS

Team Results

Feb 24-25, 2018

Rank	Gym	Team	Score						
7	Denali Gymnastics	*	46.700	0.000	12.500	11.500	0.000	11.700	11.000
				7	6	6	7	6	7
	1016 Andrew Layman				12.500	11.500		11.700	11.000

2018 RCC - BOYS

Meet Results







Feb 24-25, 2018

Page: 1
Printed: 2/25/2018 11:40:28 AM

Men / 41 / Age 6

Session: 5

Judge's Signatures

Rank	Num	Name	Gym							AA
1	4180	Colby Pacquing	SGA (Columbia City)	10.200 1	9.600 2	10.400 1	9.400 1	8.800 2	9.900 2	58.300 1
2	4158	Archer Salenger	OMEGA	9.800 3	10.300 1	9.900 3	9.300 2T	8.700 3	10.100 1	58.100 2
3	4182	Ray Teplitsky	SGA (Columbia City)	10.100 2	9.300 3	9.600 4	9.300 3T	9.000 1	9.800 3	57.100 3
4	4179	Ian Hutto	SGA (Columbia City)	9.600 4	8.100 4	10.000 2	8.600 4	7.800 4	8.500 4	52.600 4

2018 RCC - BOYS

Meet Results







Feb 24-25, 2018

Page: 1
Printed: 2/25/2018 11:40:36 AM

Men / 41 / Age 7

Session: 5

Judge's Signatures

Rank	Num	Name	Gym							AA
1	4181	Henry Schnackenberg	SGA (Columbia City)	10.000 2	9.500 1	10.200 1	9.200 3T	9.400 1	10.400 1	58.700 1
2	4128	Travers Shelton	Anchorage	9.500 3	9.100 2	10.000 3	9.200 4T	8.200 6	9.600 2	55.600 2
3	4156	Kallahan Olson	OMEGA	10.200 1	8.400 5	9.900 4T	9.300 1T	8.700 4	8.400 6	54.900 3
4	4152	Gavin Jordan	OMEGA	9.100 4T	8.300 6	9.900 5T	9.200 5T	8.800 3	9.000 4	54.300 4
5T	4169	Gavin Guilanians	Tech Gymnastics	9.100 5T	7.600 7	10.100 2	8.300 8	8.900 2	9.200 3	53.200 5T
6T	4167	Andrew Chouinard	Tech Gymnastics	8.700 6T	9.000 3	9.400 7	8.800 6	8.500 5	8.800 5	53.200 6T
7	4122	Tyson Berry	National Academy	8.700 7T	8.700 4	9.700 6	9.300 2T	8.100 7	7.400 7	51.900 7
8	4124	Darren Soper	National Academy	7.300 8	7.400 8	7.900 8	8.600 7	7.600 8	6.800 8	45.600 8

2018 RCC - BOYS

Meet Results







Feb 24-25, 2018

Page: 1
Printed: 2/25/2018 11:40:42 AM

Men / 41 / Age 8

Session: 5

Judge's Signatures

Rank	Num	Name	Gym							AA
1	4127	Ethan Pugliese	Anchorage	10.600 1T	10.600 1	10.700 1	9.400 1	9.700 2	9.600 6	60.600 1
2	4178	Luke Dunn	SGA (Columbia City)	9.800 5	10.400 2	10.400 2	9.200 4T	9.500 3	10.200 1	59.500 2
3	4176	Hudson Ayers	SGA (Columbia City)	10.400 3	9.400 5T	9.700 6	9.300 2T	9.400 4	10.000 3	58.200 3
4	4155	Donovan Mennell	OMEGA	10.300 4	8.500 8	9.800 5	9.300 3T	10.000 1	9.900 4	57.800 4
5	4177	Andrew Cameron	SGA (Columbia City)	10.600 2T	10.000 3	10.200 3	9.200 5T	7.700 11	9.700 5	57.400 5
6	4172	Simon Porter	Tech Gymnastics	9.500 7	9.600 4	10.100 4	9.200 6T	8.300 9	10.100 2	56.800 6
7	4149	Jack Anderson	OMEGA	9.300 9	9.400 6T	9.200 8	8.800 10T	9.100 6	8.800 8	54.600 7
8	4154	Cypress McLeod-Holik	OMEGA	8.600 10	7.800 11	9.100 9	9.200 7T	9.200 5	9.000 7	52.900 8
9	4150	Milo Brook	OMEGA	8.200 11	9.400 7T	9.400 7	8.900 9	8.200 10	8.400 9	52.500 9
10	4123	Oliver Gmelch	National Academy	9.400 8	8.400 9	8.600 11	8.800 11T	8.500 8	8.000 10	51.700 10
11	4100	Umar Binsaid	Westside Gymnastics	9.600 6	8.100 10	8.800 10	9.000 8	8.600 7	7.500 11	51.600 11

2018 RCC - BOYS

Meet Results







Feb 24-25, 2018

Page: 1
Printed: 2/25/2018 11:40:49 AM

Men / 41 / Age 9-10

Session: 5

Judge's Signatures

Rank	Num	Name	Gym							AA
1	4174	Cameron Thomas	Tech Gymnastics	9.600 4	9.100 5	10.000 1	9.000 6T	9.000 2T	9.700 1	56.400 1
2	4102	Noah Duenas	Westside Gymnastics	10.600 1	9.400 3	9.700 2T	9.700 1	8.500 7T	8.100 8	56.000 2
3	4159	Merick Wichmann	OMEGA	9.000 7T	10.200 1	9.100 8T	8.900 10	9.000 3T	9.500 2T	55.700 3
4	4163	Zane Albanna	Tech Gymnastics	9.000 8T	9.300 4	9.600 4	9.200 5	9.000 4T	9.500 3T	55.600 4
5	4101	John Donnelly	Westside Gymnastics	10.100 2	10.000 2	9.400 5	8.700 11	8.200 9	9.000 4	55.400 5
6	4151	Joel Guren	OMEGA	9.500 5	8.000 9T	9.700 3T	9.300 3T	9.400 1	8.400 6	54.300 6
7	4157	Satya Prema	OMEGA	8.400 11	8.600 6	9.200 7	9.300 4T	9.000 5T	8.500 5	53.000 7
8	4189	Stevie Mitchell	Westside Gymnastics	9.900 3	7.800 11	8.900 11	9.400 2	8.500 8T	8.300 7	52.800 8
9	4105	Parker Lesley	Westside Gymnastics	9.200 6	8.000 10T	9.100 9T	9.000 7T	8.900 6	7.200 11	51.400 9
10	4125	Simon Van Slyke	National Academy	8.900 10	8.500 7	9.000 10	9.000 8T	8.100 10	7.800 9T	51.300 10
11	4148	Keenan Miner	USGA	9.000 9T	8.400 8	9.300 6	9.000 9T	7.400 11	7.800 10T	50.900 11

2018 RCC - BOYS

Meet Results







Feb 24-25, 2018

Page: 1
Printed: 2/25/2018 11:40:56 AM

Men / 41 / Age 11+

Session: 5

Judge's Signatures

Rank	Num	Name	Gym							AA
1	4126	Aiden Hipszer	Anchorage	9.900 1T	10.200 1	9.900 2	9.400 1	9.600 1	10.100 1	59.100 1
2	4153	Kaden Long	OMEGA	8.500 7	9.300 3	10.000 1	9.300 2T	9.100 2	9.500 3	55.700 2
3	4168	Robinson Doerfer	Tech Gymnastics	9.800 3	8.100 5	9.800 3	9.100 5	8.500 6	9.600 2	54.900 3
4	4103	Finley Hobbs	Westside Gymnastics	9.900 2T	8.800 4	9.500 4	9.200 4	8.600 3T	8.600 5	54.600 4
5	4104	Isaac Hoffman	Westside Gymnastics	9.700 4	9.500 2	9.300 6	9.300 3T	7.100 7	8.700 4	53.600 5
6	4106	Corey Parker	Westside Gymnastics	9.400 5	8.000 6	9.400 5	8.700 7	8.600 4T	7.500 6T	51.600 6
7	4162	Omar Albanna	Tech Gymnastics	8.700 6	7.700 7	9.200 7	9.000 6	8.600 5T	7.500 7T	50.700 7

2018 RCC - BOYS







Team Results

Feb 24-25, 2018

Page: 1
Printed: 2/25/2018 11:41:06 AM

Men / 41 / All Ages

Session: 5







Rank	Gym	Team	Score						
1	SGA (Columbia City)	*	179.100	31.200 1	30.000 1	31.000 1	28.000 2T	28.300 2	30.600 1
	4177 Andrew Cameron			10.600	10.000				
	4176 Hudson Ayers			10.400			9.300	9.400	10.000
	4180 Colby Pacquing			10.200	9.600	10.400	9.400		
	4178 Luke Dunn				10.400	10.400		9.500	10.200
	4181 Henry Schnackenberg					10.200		9.400	10.400
	4182 Ray Teplitsky						9.300		
2	OMEGA	*	176.000	30.300 3	29.900 2T	29.800 4	27.900 4	28.600 1	29.500 2
	4155 Donovan Mennell			10.300			9.300	10.000	9.900
	4156 Kallahan Olson			10.200		9.900			
	4158 Archer Salenger			9.800	10.300	9.900	9.300		10.100
	4159 Merick Wichmann				10.200				9.500
	4149 Jack Anderson				9.400				
	4153 Kaden Long					10.000	9.300		
	4151 Joel Guren							9.400	
	4154 Cypress McLeod-Holik							9.200	
3	Anchorage	*	175.300	30.000 4	29.900 3T	30.600 2	28.000 3T	27.500 3	29.300 4
	4127 Ethan Pugliese			10.600	10.600	10.700	9.400	9.700	9.600
	4126 Aiden Hipszer			9.900	10.200	9.900	9.400	9.600	10.100
	4128 Travers Shelton			9.500	9.100	10.000	9.200	8.200	9.600
4	Tech Gymnastics	*	170.900	28.900 5	28.000 5	30.200 3	27.500 5	26.900 4	29.400 3
	4168 Robinson Doerfer			9.800			9.100		9.600
	4174 Cameron Thomas			9.600	9.100	10.000		9.000	9.700
	4172 Simon Porter			9.500	9.600	10.100	9.200		10.100
	4163 Zane Albanna				9.300		9.200	9.000	
	4169 Gavin Guilanians					10.100		8.900	
5	Westside Gymnastics	*	168.900	30.600 2	28.900 4	28.600 5	28.400 1	26.100 5	26.300 5
	4102 Noah Duenas			10.600	9.400	9.700	9.700		
	4101 John Donnelly			10.100	10.000	9.400			9.000
	4103 Finley Hobbs			9.900		9.500		8.600	8.600
	4104 Isaac Hoffman				9.500		9.300		8.700
	4189 Stevie Mitchell						9.400		
	4105 Parker Lesley							8.900	
	4100 Umar Binsaid							8.600	

2018 RCC - BOYS

Team Results

Feb 24-25, 2018

Page: 2
 Printed: 2/25/2018 11:41:06 AM
 Men / 41 / All Ages
 Session: 5

Rank	Gym	Team	Score						
6	National Academy	*	154.900	27.000	25.600	27.300	27.100	24.700	23.200
				6	6	6	6	6	6
	4123	Oliver Gmelch		9.400	8.400	8.600	8.800	8.500	8.000
	4125	Simon Van Slyke		8.900	8.500	9.000	9.000	8.100	7.800
	4122	Tyson Berry		8.700	8.700	9.700	9.300	8.100	7.400
7	USGA	*	50.900	9.000	8.400	9.300	9.000	7.400	7.800
				7	7	7	7	7	7
	4148	Keenan Miner		9.000	8.400	9.300	9.000	7.400	7.800

2018 RCC - BOYS

Meet Results







Feb 24-25, 2018

Page: 1
Printed: 2/25/2018 3:18:24 PM

Men / 41 / Age 6

Session: 6

Judge's Signatures

Rank	Num	Name	Gym							AA
1	4121	Marek Zuchlewski	Black Hills	9.600 1	9.200 1	10.400 1	8.700 1T	9.100 1	9.300 1	56.300 1
2	4141	Jackson Williams	Metro Gymnastics	8.800 2	7.200 2	8.600 2	8.700 2T	8.100 2	7.200 2	48.600 2

2018 RCC - BOYS

Meet Results







Feb 24-25, 2018

Page: 1
Printed: 2/25/2018 3:19:05 PM

Men / 41 / Age 7-8

Session: 6

Judge's Signatures

Rank	Num	Name	Gym							AA
1	4107	Leonardo Tran	Oregon Gymnastics	10.300 1	10.100 1	10.200 2	9.400 2T	9.100 3T	9.700 2	58.800 1
2	4118	Jedd Plummer	Black Hills	10.000 3	8.600 6	10.500 1	8.800 10T	9.600 2	10.000 1	57.500 2
3	4110	Kai Antonowicz	Black Hills	10.100 2	9.600 3	9.600 6T	9.200 5T	9.800 1	9.100 4T	57.400 3
4	4188	Preston Sullivan	Rigert Elite	9.400 4T	9.800 2	9.800 5	9.100 7T	9.100 4T	9.600 3	56.800 4
5	4120	Robert Turner	Black Hills	8.000 12T	9.500 4	10.100 3	9.400 3T	9.000 6	9.100 5T	55.100 5
6	4133	Dayn Ree	Precision Elite	9.000 7T	9.300 5	9.900 4	8.700 13	8.900 7	8.300 7	54.100 6
7	4108	Zachary Xanthos	Oregon Gymnastics	8.500 10T	8.500 7T	9.500 9	9.300 4	8.800 8T	8.800 6	53.400 7
8T	4191	Hudson Gordon	Rigert Elite	9.400 5T	8.100 10*	9.600 7*	9.500 1	8.500 11	7.400 12	52.500 8T
9T	4140	Brayden Taylor	Metro Gymnastics	8.600 9	8.100 11*	9.600 8*	9.200 6T	9.100 5T	7.900 10	52.500 9T
10	4190	Kellan Daniels	Metro Gymnastics	8.500 11T	8.400 9	9.200 10	8.800 11T	8.700 10	8.000 8T	51.600 10
11	4186	Zander Richardson	Rigert Elite	9.400 6T	7.400 13	8.700 11	9.100 8T	8.300 13	8.000 9T	50.900 11
12	4137	Connor Halverson	Metro Gymnastics	8.000 13T	8.500 8T	8.400 12	8.800 12T	8.800 9T	7.700 11	50.200 12
13	4142	Miles DeBlasi	Athletic Edge	9.000 8T	7.800 12	8.000 13	9.000 9	8.400 12	7.200 13	49.400 13

2018 RCC - BOYS

Meet Results







Feb 24-25, 2018

Page: 1
Printed: 2/25/2018 3:19:13 PM

Men / 41 / Age 9

Session: 6

Judge's Signatures

Rank	Num	Name	Gym							AA
1	4109	Wyatt Albertson	Black Hills	9.500 2	9.600 2	10.200 2T	9.300 2	9.500 2T	10.300 1	58.400 1
2	4136	Jace Croman	Metro Gymnastics	10.000 1	8.200 7	10.400 1	9.400 1	9.700 1	9.900 2	57.600 2
3	4130	Maximus Decaprio	Precision Elite	9.000 6T	10.600 1	9.900 5	9.200 3T	9.100 4	8.900 6	56.700 3
4	4145	Elijah Jung	Athletic Edge	9.200 4	9.400 4	9.800 6	9.200 4T	8.900 5	9.100 3T	55.600 4
5	4139	Caleb Palmer	Metro Gymnastics	9.400 3	9.500 3	10.000 4	8.200 8	8.700 7	9.100 4T	54.900 5
6	4146	Ryan Pope	Athletic Edge	8.900 8	8.500 6	10.200 3T	8.700 6	8.800 6	9.100 5T	54.200 6
7	4117	Evan Perry	Black Hills	9.000 7T	9.300 5	9.700 7	8.400 7	9.500 3T	7.900 8	53.800 7
8	4134	Coda Schneider	Precision Elite	9.100 5	7.400 8	9.500 8	9.200 5T	8.200 8	8.700 7	52.100 8

2018 RCC - BOYS

Meet Results







Feb 24-25, 2018

Page: 1
Printed: 2/25/2018 3:19:22 PM

Men / 41 / Age 10

Session: 6

Judge's Signatures

Rank	Num	Name	Gym							AA
1	4187	Ethan Sullivan	Rigert Elite	10.000 2	9.700 1	9.900 2	9.500 2	8.600 6	8.900 2	56.600 1
2	4132	Ammon Lider	Precision Elite	10.100 1	9.400 2T	9.300 5T	9.100 5T	9.500 1	9.000 1	56.400 2
3	4135	Jonathan Beldman	Metro Gymnastics	8.800 8	9.400 3T	10.100 1	9.300 3	8.900 5	8.800 3	55.300 3
4	4192	Kyler Dietz	Athletic Edge	9.400 3	9.200 4	9.200 7T	9.200 4	9.100 2	8.700 4	54.800 4
5	4147	D'Sean Wynter	Athletic Edge	9.300 4	8.000 6T	9.600 3T	9.600 1	9.000 3T	8.600 5	54.100 5
6	4184	Keiran Mcdonald	Rigert Elite	9.100 6	8.100 5	9.300 6T	8.600 8T	8.100 8	8.200 7	51.400 6
7	4160	Hans Lanners	Believe Gymnastics	9.200 5	8.000 7T	8.500 9	8.800 7	9.000 4T	7.700 8T	51.200 7
8T	4183	Riley Brocato	Rigert Elite	8.400 9	7.300 8	9.600 4T	8.600 9T	7.600 9	8.300 6	49.800 8T
9T	4138	Owen Leboeuf	Metro Gymnastics	9.000 7	6.500 9	9.200 8T	9.100 6T	8.300 7	7.700 9T	49.800 9T

2018 RCC - BOYS

Meet Results







Feb 24-25, 2018

Page: 1
Printed: 2/25/2018 3:19:28 PM

Men / 41 / Age 11+

Session: 6

Judge's Signatures

Rank	Num	Name	Gym							AA
1	4111	Logan Cunningham	Black Hills	10.200 1T	10.300 1	10.400 1	9.200 2T	9.700 1	10.300 1	60.100 1
2	4193	Jake Peck	Athletic Edge	10.200 2T	9.700 2	9.300 7	9.300 1	9.500 2	8.800 6	56.800 2
3	4113	Evan Gray-Bennett	Black Hills	10.200 3T	9.400 3T	10.300 2	8.700 9	9.000 6	9.000 3T	56.600 3
4	4131	Ethan Grondorf	Precision Elite	9.200 6T	9.400 4T	10.000 4	9.100 7T	9.200 3	8.600 7	55.500 4
5	4114	Cajetan Leckenby	Black Hills	10.100 4T	7.600 7	10.100 3	9.200 3T	9.100 4T	9.100 2	55.200 5
6	4112	Justin Dunk	Black Hills	10.100 5T	7.400 8	9.800 5	9.200 4T	9.100 5T	9.000 4T	54.600 6
7	4129	Tony Chen	Precision Elite	9.200 7T	8.500 5	9.100 8	9.200 5T	8.800 7T	9.000 5T	53.800 7
8	4161	Samuel Ng	Bellevue Gymnastics	9.200 8T	7.900 6	9.600 6	9.200 6T	8.800 8T	7.900 8	52.600 8
9	4143	Tavin Fisher	Athletic Edge	9.200 9T	6.500 9	9.000 9	9.100 8T	8.500 9	7.400 9	49.700 9

2018 RCC - BOYS

Meet Results


Feb 24-25, 2018

Page: 1
Printed: 2/25/2018 3:19:47 PM

Men / 42 / Age 7-8

Session: 6

Judge's Signatures

Rank	Num	Name	Gym							AA
1	4201	Jonathan Koval	Precision Elite	7.600 1	6.700 1	6.200 1	8.700 1	8.700 1	7.100 1	45.000 1

2018 RCC - BOYS

Meet Results


Feb 24-25, 2018

Page: 1
Printed: 2/25/2018 3:19:54 PM

Men / 42 / Age 9

Session: 6

Judge's Signatures

Rank	Num	Name	Gym							AA
1	4204	Zeben McCloud	Athletic Edge	9.300 1	8.800 1	9.200 1	9.300 1	9.200 1	7.200 1	53.000 1

2018 RCC - BOYS

Meet Results







Feb 24-25, 2018

Page: 1
Printed: 2/25/2018 3:20:07 PM

Men / 42 / Age 11+

Session: 6







Judge's Signatures

Rank	Num	Name	Gym							AA
1	4202	Nikash Bajpai	Athletic Edge	8.500 1	7.300 2	8.700 1	8.900 1T	8.300 1	7.500 2	49.200 1
2	4200	Jackson Faddis	Precision Elite	7.800 2	8.000 1	7.700 2	8.900 2T	8.100 2	7.600 1	48.100 2

2018 RCC - BOYS

Team Results







Feb 24-25, 2018

Rank	Gym	Team	Score						
1	Black Hills	*	178.900	30.500 1	29.500 1	31.300 1	27.900 3T	29.100 1	30.600 1
	4111 Logan Cunningham			10.200	10.300	10.400	9.200	9.700	10.300
	4113 Evan Gray-Bennett			10.200					
	4110 Kai Antonowicz			10.100	9.600			9.800	
	4109 Wyatt Albertson				9.600		9.300		10.300
	4118 Jedd Plummer					10.500		9.600	10.000
	4121 Marek Zuchlewski					10.400			
	4120 Robert Turner						9.400		
2	Precision Elite	*	170.000	28.500 4	29.400 2	29.800 3	27.600 5	27.800 2T	26.900 4
	4132 Ammon Lider			10.100	9.400			9.500	9.000
	4131 Ethan Grondorf			9.200	9.400	10.000		9.200	
	4129 Tony Chen			9.200			9.200		9.000
	4130 Maximus Decaprio				10.600	9.900	9.200	9.100	8.900
	4133 Dayn Ree					9.900			
	4134 Coda Schneider						9.200		
3	Athletic Edge	*	169.800	28.900 2	28.300 3	29.600 4	28.200 1	27.800 3T	27.000 3
	4193 Jake Peck			10.200	9.700		9.300	9.500	8.800
	4192 Kyler Dietz			9.400	9.200			9.100	
	4147 D'Sean Wynter			9.300		9.600	9.600		
	4145 Elijah Jung				9.400	9.800			9.100
	4146 Ryan Pope					10.200			9.100
	4204 Zeben McCloud						9.300	9.200	
4	Metro Gymnastics	*	169.700	28.400 5	27.400 5	30.500 2	27.900 4T	27.700 4	27.800 2
	4136 Jace Croman			10.000		10.400	9.400	9.700	9.900
	4139 Caleb Palmer			9.400	9.500	10.000			9.100
	4138 Owen Leboeuf			9.000					
	4135 Jonathan Beldman				9.400	10.100	9.300	8.900	8.800
	4137 Connor Halverson				8.500				
	4140 Brayden Taylor						9.200	9.100	
5	Rigert Elite	*	166.800	28.800 3	27.600 4	29.300 5	28.100 2	26.200 5	26.800 5
	4187 Ethan Sullivan			10.000	9.700	9.900	9.500	8.600	8.900
	4188 Preston Sullivan			9.400	9.800	9.800	9.100	9.100	9.600
	4191 Hudson Gordon			9.400	8.100	9.600	9.500	8.500	
	4183 Riley Brocato								8.300

2018 RCC - BOYS

Team Results

Feb 24-25, 2018

Rank	Gym	Team	Score						
6	Oregon Gymnastics	*	112.200	18.800 6	18.600 6	19.700 6	18.700 6	17.900 6	18.500 6
	4107 Leonardo Tran			10.300	10.100	10.200	9.400	9.100	9.700
	4108 Zachary Xanthos			8.500	8.500	9.500	9.300	8.800	8.800
7	Believe Gymnastics	*	103.800	18.400 7	15.900 7	18.100 7	18.000 7	17.800 7	15.600 7
	4161 Samuel Ng			9.200	7.900	9.600	9.200	8.800	7.900
	4160 Hans Lanners			9.200	8.000	8.500	8.800	9.000	7.700