

2018 RCC - BOYS

Meet Results







Feb 24-25, 2018

Page: 1
Printed: 2/25/2018 11:40:28 AM

Men / 41 / Age 6

Session: 5

Judge's Signatures

Rank	Num	Name	Gym							AA
1	4180	Colby Pacquing	SGA (Columbia City)	10.200 1	9.600 2	10.400 1	9.400 1	8.800 2	9.900 2	58.300 1
2	4158	Archer Salenger	OMEGA	9.800 3	10.300 1	9.900 3	9.300 2T	8.700 3	10.100 1	58.100 2
3	4182	Ray Teplitsky	SGA (Columbia City)	10.100 2	9.300 3	9.600 4	9.300 3T	9.000 1	9.800 3	57.100 3
4	4179	Ian Hutto	SGA (Columbia City)	9.600 4	8.100 4	10.000 2	8.600 4	7.800 4	8.500 4	52.600 4

2018 RCC - BOYS

Meet Results







Feb 24-25, 2018

Page: 1
Printed: 2/25/2018 11:40:36 AM

Men / 41 / Age 7

Session: 5

Judge's Signatures

Rank	Num	Name	Gym							AA
1	4181	Henry Schnackenberg	SGA (Columbia City)	10.000 2	9.500 1	10.200 1	9.200 3T	9.400 1	10.400 1	58.700 1
2	4128	Travers Shelton	Anchorage	9.500 3	9.100 2	10.000 3	9.200 4T	8.200 6	9.600 2	55.600 2
3	4156	Kallahan Olson	OMEGA	10.200 1	8.400 5	9.900 4T	9.300 1T	8.700 4	8.400 6	54.900 3
4	4152	Gavin Jordan	OMEGA	9.100 4T	8.300 6	9.900 5T	9.200 5T	8.800 3	9.000 4	54.300 4
5T	4169	Gavin Guilanians	Tech Gymnastics	9.100 5T	7.600 7	10.100 2	8.300 8	8.900 2	9.200 3	53.200 5T
6T	4167	Andrew Chouinard	Tech Gymnastics	8.700 6T	9.000 3	9.400 7	8.800 6	8.500 5	8.800 5	53.200 6T
7	4122	Tyson Berry	National Academy	8.700 7T	8.700 4	9.700 6	9.300 2T	8.100 7	7.400 7	51.900 7
8	4124	Darren Soper	National Academy	7.300 8	7.400 8	7.900 8	8.600 7	7.600 8	6.800 8	45.600 8

2018 RCC - BOYS

Meet Results







Feb 24-25, 2018

Page: 1
Printed: 2/25/2018 11:40:42 AM

Men / 41 / Age 8

Session: 5

Judge's Signatures

Rank	Num	Name	Gym							AA
1	4127	Ethan Pugliese	Anchorage	10.600 1T	10.600 1	10.700 1	9.400 1	9.700 2	9.600 6	60.600 1
2	4178	Luke Dunn	SGA (Columbia City)	9.800 5	10.400 2	10.400 2	9.200 4T	9.500 3	10.200 1	59.500 2
3	4176	Hudson Ayers	SGA (Columbia City)	10.400 3	9.400 5T	9.700 6	9.300 2T	9.400 4	10.000 3	58.200 3
4	4155	Donovan Mennell	OMEGA	10.300 4	8.500 8	9.800 5	9.300 3T	10.000 1	9.900 4	57.800 4
5	4177	Andrew Cameron	SGA (Columbia City)	10.600 2T	10.000 3	10.200 3	9.200 5T	7.700 11	9.700 5	57.400 5
6	4172	Simon Porter	Tech Gymnastics	9.500 7	9.600 4	10.100 4	9.200 6T	8.300 9	10.100 2	56.800 6
7	4149	Jack Anderson	OMEGA	9.300 9	9.400 6T	9.200 8	8.800 10T	9.100 6	8.800 8	54.600 7
8	4154	Cypress McLeod-Holik	OMEGA	8.600 10	7.800 11	9.100 9	9.200 7T	9.200 5	9.000 7	52.900 8
9	4150	Milo Brook	OMEGA	8.200 11	9.400 7T	9.400 7	8.900 9	8.200 10	8.400 9	52.500 9
10	4123	Oliver Gmelch	National Academy	9.400 8	8.400 9	8.600 11	8.800 11T	8.500 8	8.000 10	51.700 10
11	4100	Umar Binsaid	Westside Gymnastics	9.600 6	8.100 10	8.800 10	9.000 8	8.600 7	7.500 11	51.600 11

2018 RCC - BOYS

Meet Results







Feb 24-25, 2018

Page: 1
Printed: 2/25/2018 11:40:49 AM

Men / 41 / Age 9-10

Session: 5

Judge's Signatures

Rank	Num	Name	Gym							AA
1	4174	Cameron Thomas	Tech Gymnastics	9.600 4	9.100 5	10.000 1	9.000 6T	9.000 2T	9.700 1	56.400 1
2	4102	Noah Duenas	Westside Gymnastics	10.600 1	9.400 3	9.700 2T	9.700 1	8.500 7T	8.100 8	56.000 2
3	4159	Merick Wichmann	OMEGA	9.000 7T	10.200 1	9.100 8T	8.900 10	9.000 3T	9.500 2T	55.700 3
4	4163	Zane Albanna	Tech Gymnastics	9.000 8T	9.300 4	9.600 4	9.200 5	9.000 4T	9.500 3T	55.600 4
5	4101	John Donnelly	Westside Gymnastics	10.100 2	10.000 2	9.400 5	8.700 11	8.200 9	9.000 4	55.400 5
6	4151	Joel Guren	OMEGA	9.500 5	8.000 9T	9.700 3T	9.300 3T	9.400 1	8.400 6	54.300 6
7	4157	Satya Prema	OMEGA	8.400 11	8.600 6	9.200 7	9.300 4T	9.000 5T	8.500 5	53.000 7
8	4189	Stevie Mitchell	Westside Gymnastics	9.900 3	7.800 11	8.900 11	9.400 2	8.500 8T	8.300 7	52.800 8
9	4105	Parker Lesley	Westside Gymnastics	9.200 6	8.000 10T	9.100 9T	9.000 7T	8.900 6	7.200 11	51.400 9
10	4125	Simon Van Slyke	National Academy	8.900 10	8.500 7	9.000 10	9.000 8T	8.100 10	7.800 9T	51.300 10
11	4148	Keenan Miner	USGA	9.000 9T	8.400 8	9.300 6	9.000 9T	7.400 11	7.800 10T	50.900 11

2018 RCC - BOYS

Meet Results







Feb 24-25, 2018

Page: 1
Printed: 2/25/2018 11:40:56 AM

Men / 41 / Age 11+

Session: 5

Judge's Signatures

Rank	Num	Name	Gym							AA
1	4126	Aiden Hipszer	Anchorage	9.900 1T	10.200 1	9.900 2	9.400 1	9.600 1	10.100 1	59.100 1
2	4153	Kaden Long	OMEGA	8.500 7	9.300 3	10.000 1	9.300 2T	9.100 2	9.500 3	55.700 2
3	4168	Robinson Doerfer	Tech Gymnastics	9.800 3	8.100 5	9.800 3	9.100 5	8.500 6	9.600 2	54.900 3
4	4103	Finley Hobbs	Westside Gymnastics	9.900 2T	8.800 4	9.500 4	9.200 4	8.600 3T	8.600 5	54.600 4
5	4104	Isaac Hoffman	Westside Gymnastics	9.700 4	9.500 2	9.300 6	9.300 3T	7.100 7	8.700 4	53.600 5
6	4106	Corey Parker	Westside Gymnastics	9.400 5	8.000 6	9.400 5	8.700 7	8.600 4T	7.500 6T	51.600 6
7	4162	Omar Albanna	Tech Gymnastics	8.700 6	7.700 7	9.200 7	9.000 6	8.600 5T	7.500 7T	50.700 7

2018 RCC - BOYS







Team Results

Feb 24-25, 2018

Page: 1
Printed: 2/25/2018 11:41:06 AM

Men / 41 / All Ages

Session: 5







Rank	Gym	Team	Score						
1	SGA (Columbia City)	*	179.100	31.200 1	30.000 1	31.000 1	28.000 2T	28.300 2	30.600 1
	4177 Andrew Cameron			10.600	10.000				
	4176 Hudson Ayers			10.400			9.300	9.400	10.000
	4180 Colby Pacquing			10.200	9.600	10.400	9.400		
	4178 Luke Dunn				10.400	10.400		9.500	10.200
	4181 Henry Schnackenberg					10.200		9.400	10.400
	4182 Ray Teplitsky						9.300		
2	OMEGA	*	176.000	30.300 3	29.900 2T	29.800 4	27.900 4	28.600 1	29.500 2
	4155 Donovan Mennell			10.300			9.300	10.000	9.900
	4156 Kallahan Olson			10.200		9.900			
	4158 Archer Salenger			9.800	10.300	9.900	9.300		10.100
	4159 Merick Wichmann				10.200				9.500
	4149 Jack Anderson				9.400				
	4153 Kaden Long					10.000	9.300		
	4151 Joel Guren							9.400	
	4154 Cypress McLeod-Holik							9.200	
3	Anchorage	*	175.300	30.000 4	29.900 3T	30.600 2	28.000 3T	27.500 3	29.300 4
	4127 Ethan Pugliese			10.600	10.600	10.700	9.400	9.700	9.600
	4126 Aiden Hipszer			9.900	10.200	9.900	9.400	9.600	10.100
	4128 Travers Shelton			9.500	9.100	10.000	9.200	8.200	9.600
4	Tech Gymnastics	*	170.900	28.900 5	28.000 5	30.200 3	27.500 5	26.900 4	29.400 3
	4168 Robinson Doerfer			9.800			9.100		9.600
	4174 Cameron Thomas			9.600	9.100	10.000		9.000	9.700
	4172 Simon Porter			9.500	9.600	10.100	9.200		10.100
	4163 Zane Albanna				9.300		9.200	9.000	
	4169 Gavin Guilanians					10.100		8.900	
5	Westside Gymnastics	*	168.900	30.600 2	28.900 4	28.600 5	28.400 1	26.100 5	26.300 5
	4102 Noah Duenas			10.600	9.400	9.700	9.700		
	4101 John Donnelly			10.100	10.000	9.400			9.000
	4103 Finley Hobbs			9.900		9.500		8.600	8.600
	4104 Isaac Hoffman				9.500		9.300		8.700
	4189 Stevie Mitchell						9.400		
	4105 Parker Lesley							8.900	
	4100 Umar Binsaid							8.600	

2018 RCC - BOYS

Team Results

Feb 24-25, 2018

Page: 2
 Printed: 2/25/2018 11:41:06 AM
 Men / 41 / All Ages
 Session: 5

Rank	Gym	Team	Score						
6	National Academy	*	154.900	27.000	25.600	27.300	27.100	24.700	23.200
				6	6	6	6	6	6
	4123	Oliver Gmelch		9.400	8.400	8.600	8.800	8.500	8.000
	4125	Simon Van Slyke		8.900	8.500	9.000	9.000	8.100	7.800
	4122	Tyson Berry		8.700	8.700	9.700	9.300	8.100	7.400
7	USGA	*	50.900	9.000	8.400	9.300	9.000	7.400	7.800
				7	7	7	7	7	7
	4148	Keenan Miner		9.000	8.400	9.300	9.000	7.400	7.800