







# 2015 Rose City Challenge - Boys

## Team Results







Feb 27 - Mar 1, 2015

Rank	Gym	Team	Score						
1	Danik	*	234.650	40.750 1	37.700 1	35.550 2	40.800 1	39.500 1	40.350 1
	1007	Garrett Dee		13.800	13.100	11.800	14.000	13.450	14.100
	1006	Colton Dee		13.650	11.900	12.250	13.400	13.300	13.700
	1008	Daniel Tu_Tygrs		13.300			13.400	12.750	12.550
	9006	Ashton O'Connor			12.700	11.500			
2	Oregon Gymnastics	*	223.000	39.600 3	36.300 2	36.300 1	38.000 3	38.400 2	34.400 2
	1029	Benjamin Fisher		13.500	13.000	12.850	13.000	12.550	12.600
	9133	Anthony Xanthos		13.150	11.800	12.100	11.900	13.300	10.150
	1030	Joshua Havelind		12.950	11.500	11.350	13.100	12.550	11.650
3	MAC Gymnastics	*	218.700	39.900 2	35.600 3	33.350 4	38.200 2	37.850 3	33.800 4
	1011	Parker Chiapuzio		13.500	12.300	11.250	13.100	13.100	12.500
	1015	Michael Smith		13.300	11.200		12.400	12.600	11.400
	1016	Aaron Swanson		13.100		11.200	12.700	12.150	
	1013	Zach Ochenschlager			12.100				
	1012	Brock Luthi				10.900			9.900
4	Cascade Elite	*	211.150	38.600 5	32.600 5	33.450 3	36.400 5	36.150 5	33.950 3
	1003	Alexander Forcos		13.400	10.700	10.900	11.500	10.650	11.300
	1002	Quinn Damon		12.850	12.000	11.900	11.900	12.950	11.100
	1004	Daniel Gordon		12.350	9.900	10.650	13.000	12.550	11.550
5	Metro Gymnastics	*	210.350	39.000 4	33.300 4	31.950 5	37.000 4	37.050 4	32.050 5
	1023	Keaton Whittaker		13.150		11.000			
	1020	Hunter Klein		12.950					
	1021	Rankin Shum		12.900	10.500		12.200	12.750	10.750
	1018	Jason Davis			12.300		12.100	12.250	
	9008	Joe McDonell-Myer			10.500	10.250		12.050	10.900
	9009	Ridley Roelofs				10.700			
	1017	Jake Baum					12.700		
	1019	Ben Karlson							10.400
6	Billings Gymnastics	*	197.800	36.600 6	30.000 6	29.800 6	35.300 6	34.850 6	31.250 6
	9002	Clay Nelson		13.000	8.700	10.100	12.000	11.500	11.550
	9001	Ethan Melder		12.550	10.200	9.450	12.100	12.400	10.800
	9003	James Standish		11.050	11.100	10.250	11.200	10.950	8.900

# 2015 Rose City Challenge - Boys

## Team Results







Feb 27 - Mar 1, 2015

Rank	Gym	Team	Score						
7	Black Hills	*	153.300	26.800 7	24.700 7	23.800 8	27.600 7	26.200 7	24.200 8
	1001 Alex Dimmer			13.750	12.800	11.000	14.500	12.750	12.250
	9004 Garrett Hughes			13.050	11.900	12.800	13.100	13.450	11.950
8	OMEGA	*	150.400	26.550 8	21.600 9	24.150 7	26.100 8	25.350 8	26.650 7
	9014 Spencer Goodell			13.700	10.900	12.300	13.500	12.800	13.400
	9015 Peyton Hobson			12.850	10.700	11.850	12.600	12.550	13.250
9	Mt. Baker Gymnastics	*	138.250	24.250 9	20.000 10	22.400 9	24.700 9	24.250 9	22.650 9
	1025 Trey Davis			12.950	12.800	11.800	12.600	12.250	12.350
	9013 Joseph Rooth			11.300	7.200	10.600	12.100	12.000	10.300
10	USGA	*	129.250	21.250 12	23.100 8	21.050 10	22.100 12	20.950 11	20.800 10
	9019 Spencer Antone			10.700	11.300	10.950	11.300	9.050	10.400
	9020 Preston Clark			10.550	11.800	10.100	10.800	11.900	10.400
11	Salem Gymnastics	*	124.250	23.950 10	17.400 12	19.100 11	22.900 11	23.200 10	17.700 12
	9018 Tyler Price			12.550	8.300	10.850	11.300	11.350	8.550
	9017 Jamie Garcia			11.400	9.100	8.250	11.600	11.850	9.150
12	Naydenov	*	120.350	23.500 11	18.100 11	17.700 12	23.600 10	18.650 12	18.800 11
	1026 Kyle Hendren			12.400	9.300	8.650	11.400	9.450	9.300
	1027 Taner Schiller			11.100	8.800	9.050	12.200	9.200	9.500
13	Mid Columbia	*	75.050	12.950 16T	12.700 13T	11.750 14	13.200 13	13.150 13	11.300 18
	1024 Aaron Brooks			12.950	12.700	11.750	13.200	13.150	11.300
14	Dynamic Gymnastics	*	72.500	12.300 18	11.800 15	10.200 18	12.100 16	12.000 16	14.100 13
	9007 Gianni Young			12.300	11.800	10.200	12.100	12.000	14.100

# 2015 Rose City Challenge - Boys

## Team Results

Feb 27 - Mar 1, 2015

Rank	Gym	Team	Score						
15	Oregon Olympic	*	72.100	13.250 14	11.600 16	11.300 17	12.700 15	11.700 17	11.550 17
	9016 Blaine Davis			13.250	11.600	11.300	12.700	11.700	11.550
16	Mismo Gymnastics	*	72.000	13.100 15	11.100 17	11.350 15T	12.000 17	12.400 14	12.050 15
	9134 Mason McNeel			13.100	11.100	11.350	12.000	12.400	12.050
17	Westside Gymnastics	*	71.900	13.700 13	12.700 14T	11.350 16T	13.000 14	9.400 18	11.750 16
	1031 Luis Nadora			13.700	12.700	11.350	13.000	9.400	11.750
18	Metropolitan	*	71.200	12.950 17T	10.500 18	11.850 13	11.200 18	12.250 15	12.450 14
	9011 Oscar Hemmert			12.950	10.500	11.850	11.200	12.250	12.450

# 2015 Rose City Challenge - Boys

## Meet Results

Feb 27 - Mar 1, 2015





Page: 1

Printed: 2/28/2015 7:10 PM

Men / 9 / 13-14 yrs

Session: 7

Judge's Signatures

Rank	Num	Name	Gym							AA
1	9014	Spencer Goodell	OMEGA	Diff: 15.200	14.500	14.300	14.400	14.600	14.500	
				Exec: 13.700	10.900	12.300	13.500	12.800	13.400	
				ND:						
				Final: 13.700	10.900	12.300	13.500	12.800	13.400	76.600
				Place: 1	10	2	1	3	2	1
2	9004	Garrett Hughes	Black Hills	Diff: 13.700	14.900	14.000	13.600	14.000	13.600	
				Exec: 13.050	11.900	12.800	13.100	13.450	11.950	
				ND:						
				Final: 13.050	11.900	12.800	13.100	13.450	11.950	76.250
				Place: 5T	2	1	2	1	6	2
3	9015	Peyton Hobson	OMEGA	Diff: 14.300	14.400	13.400	13.600	14.100	14.000	
				Exec: 12.850	10.700	11.850	12.600	12.550	13.250	
				ND:						
				Final: 12.850	10.700	11.850	12.600	12.550	13.250	73.800
				Place: 9	11	5T	4	4	3	3
4	9006	Ashton O'Connor	Danik	Diff: 14.300	14.000	13.500	12.800	13.900	13.100	
				Exec: 13.050	12.700	11.500	11.700	12.200	11.500	
				ND:						
				Final: 13.050	12.700	11.500	11.700	12.200	11.500	72.650
				Place: 6T	1	6	11	8	9	4
5	9007	Gianni Young	Dynamic Gymnastics	Diff: 14.400	14.000	13.200	13.000	14.000	14.500	
				Exec: 12.300	11.800	10.200	12.100	12.000	14.100	
				ND:						
				Final: 12.300	11.800	10.200	12.100	12.000	14.100	72.500
				Place: 13	5*	15	7T	11T	1	5
6	9133	Anthony Xanthos	Oregon Gymnastics	Diff: 13.900	14.000	12.600	12.800	13.700	11.700	
				Exec: 13.150	11.800	12.100	11.900	13.300	10.150	
				ND:						
				Final: 13.150	11.800	12.100	11.900	13.300	10.150	72.400
				Place: 3	4*	3	10	2	15	6
7	9016	Blaine Davis	Oregon Olympic	Diff: 14.600	14.000	13.500	13.600	14.300	12.800	
				Exec: 13.250	11.600	11.300	12.700	11.700	11.550	
				ND:						
				Final: 13.250	11.600	11.300	12.700	11.700	11.550	72.100
				Place: 2	6	8	3	14	7T	7
8	9134	Mason McNeel	Mismo Gymnastics	Diff: 14.000	13.700	12.500	12.800	14.000	12.900	
				Exec: 13.100	11.100	11.350	12.000	12.400	12.050	
				ND:						
				Final: 13.100	11.100	11.350	12.000	12.400	12.050	72.000
				Place: 4	8*	7	8*	6T	5	8
9	9011	Oscar Hemmert	Metropolitan	Diff: 14.200	12.600	12.400	12.800	13.700	12.800	
				Exec: 12.950	10.500	11.850	11.200	12.250	12.450	
				ND:						
				Final: 12.950	10.500	11.850	11.200	12.250	12.450	71.200
				Place: 8	12T	4T	17T	7	4	9
10	9001	Ethan Melder	Billings Gymnastics	Diff: 14.100	12.900	12.400	12.800	13.400	12.400	
				Exec: 12.550	10.200	9.450	12.100	12.400	10.800	
				ND:						
				Final: 12.550	10.200	9.450	12.100	12.400	10.800	67.500
				Place: 11T	14	18	6*	5T	11	10

# 2015 Rose City Challenge - Boys

## Meet Results







Feb 27 - Mar 1, 2015

Page: 2

Printed: 2/28/2015 7:10 PM

Men / 9 / 13-14 yrs

Session: 7

Rank	Num	Name	Gym							AA
11	9008	Joe McDonell-Myer	Metro Gymnastics	Diff: 13.900	13.600	12.600	12.000	12.800	12.000	
				Exec: 12.400	10.500	10.250	11.300	12.050	10.900	
				ND:						
				Final: 12.400	10.500	10.250	11.300	12.050	10.900	67.400
				Place: 12	13T	13T	14*	9	10	11
12	9002	Clay Nelson	Billings Gymnastics	Diff: 13.900	12.400	12.100	12.800	13.600	13.000	
				Exec: 13.000	8.700	10.100	12.000	11.500	11.550	
				ND:						
				Final: 13.000	8.700	10.100	12.000	11.500	11.550	66.850
				Place: 7	17	16T	9*	15	8T	12
13	9020	Preston Clark	USGA	Diff: 12.900	13.100	12.500	12.000	13.200	11.700	
				Exec: 10.550	11.800	10.100	10.800	11.900	10.400	
				ND:						
				Final: 10.550	11.800	10.100	10.800	11.900	10.400	65.550
				Place: 18	3T	17T	18	12	12T	13
14	9019	Spencer Antone	USGA	Diff: 12.900	13.100	12.600	12.000	13.000	11.900	
				Exec: 10.700	11.300	10.950	11.300	9.050	10.400	
				ND:						
				Final: 10.700	11.300	10.950	11.300	9.050	10.400	63.700
				Place: 17	7	9	13*	19	13T	14
15	9013	Joseph Rooth	Mt. Baker Gymnastics	Diff: 14.000	11.600	13.300	12.800	13.700	12.400	
				Exec: 11.300	7.200	10.600	12.100	12.000	10.300	
				ND:						
				Final: 11.300	7.200	10.600	12.100	12.000	10.300	63.500
				Place: 15	19	12	5*	10T	14	15
16	9003	James Standish	Billings Gymnastics	Diff: 13.600	13.700	13.100	12.000	13.300	12.800	
				Exec: 11.050	11.100	10.250	11.200	10.950	8.900	
				ND:						
				Final: 11.050	11.100	10.250	11.200	10.950	8.900	63.450
				Place: 16	9*	14T	16T	17	18	16
17	9018	Tyler Price	Salem Gymnastics	Diff: 14.000	12.000	12.200	12.800	13.400	11.800	
				Exec: 12.550	8.300	10.850	11.300	11.350	8.550	
				ND:						
				Final: 12.550	8.300	10.850	11.300	11.350	8.550	62.900
				Place: 10T	18	10	15T	16	19	17
18	9017	Jamie Garcia	Salem Gymnastics	Diff: 13.600	12.400	12.100	12.400	13.000	11.700	
				Exec: 11.400	9.100	8.250	11.600	11.850	9.150	
				ND:						
				Final: 11.400	9.100	8.250	11.600	11.850	9.150	61.350
				Place: 14	16	19	12	13	17	18
19	9009	Ridley Roelofs	Metro Gymnastics	Diff: 0.000	13.000	12.500	0.000	13.600	12.400	
				Exec: 0.000	9.400	10.700	0.000	10.800	9.950	
				ND:						
				Final: 0.000	9.400	10.700	0.000	10.800	9.950	40.850
				Place: 19	15	11	19	18	16	19

# 2015 Rose City Challenge - Boys

## Meet Results

Feb 27 - Mar 1, 2015


Page: 1

Printed: 2/28/2015 7:10 PM

Men / 10 / 15-16 yrs

Session: 7







Judge's Signatures

Rank	Num	Name	Gym							AA
1	1006	Colton Dee	Danik	Diff: 15.000	14.500	14.900	13.800	14.500	14.300	
				Exec: 13.650	11.900	12.250	13.400	13.300	13.700	
				ND:						
				Final: 13.650	11.900	12.250	13.400	13.300	13.700	78.200
				Place: 2	6T	1	1T	1	1	1
2	1011	Parker Chiapuzio	MAC Gymnastics	Diff: 15.100	14.300	13.500	13.600	14.000	13.300	
				Exec: 13.500	12.300	11.250	13.100	13.100	12.500	
				ND:						
				Final: 13.500	12.300	11.250	13.100	13.100	12.500	75.750
				Place: 3	2	4	3	2	3	2
3	1008	Daniel Tu_Tygrs	Danik	Diff: 14.700	14.400	14.600	13.900	14.200	13.700	
				Exec: 13.300	11.900	10.750	13.400	12.750	12.550	
				ND:						
				Final: 13.300	11.900	10.750	13.400	12.750	12.550	74.650
				Place: 6T	5T	8	2T	5T	2	3
4	1002	Quinn Damon	Cascade Elite	Diff: 14.000	13.500	13.100	12.800	13.200	12.200	
				Exec: 12.850	12.000	11.900	11.900	12.950	11.100	
				ND:						
				Final: 12.850	12.000	11.900	11.900	12.950	11.100	72.700
				Place: 11	4	2	10	3	8	4
5	1031	Luis Nadora	Westside Gymnastics	Diff: 15.100	14.400	13.600	13.600	12.300	12.700	
				Exec: 13.700	12.700	11.350	13.000	9.400	11.750	
				ND:						
				Final: 13.700	12.700	11.350	13.000	9.400	11.750	71.900
				Place: 1	1	3	4T	13	4	5
6	1015	Michael Smith	MAC Gymnastics	Diff: 14.200	12.800	12.200	12.800	13.300	12.600	
				Exec: 13.300	11.200	10.050	12.400	12.600	11.400	
				ND:						
				Final: 13.300	11.200	10.050	12.400	12.600	11.400	70.950
				Place: 5T	7	10	7	6	6	6
7	1004	Daniel Gordon	Cascade Elite	Diff: 13.200	13.000	13.100	13.800	13.900	12.200	
				Exec: 12.350	9.900	10.650	13.000	12.550	11.550	
				ND:						
				Final: 12.350	9.900	10.650	13.000	12.550	11.550	70.000
				Place: 13	12	9	5T	7	5	7
8	1021	Rankin Shum	Metro Gymnastics	Diff: 13.800	13.800	12.400	12.800	13.200	12.900	
				Exec: 12.900	10.500	9.600	12.200	12.750	10.750	
				ND:						
				Final: 12.900	10.500	9.600	12.200	12.750	10.750	68.700
				Place: 10	10	12	9*	4T	9	8
9	1003	Alexander Forcos	Cascade Elite	Diff: 14.000	12.100	12.200	12.000	13.500	12.200	
				Exec: 13.400	10.700	10.900	11.500	10.650	11.300	
				ND:						
				Final: 13.400	10.700	10.900	11.500	10.650	11.300	68.450
				Place: 4	9	7	15*	10	7	9
10	1023	Keaton Whittaker	Metro Gymnastics	Diff: 14.100	12.000	12.400	12.800	12.900	12.300	
				Exec: 13.150	9.000	11.000	11.700	10.250	9.800	
				ND:						
				Final: 13.150	9.000	11.000	11.700	10.250	9.800	64.900
				Place: 7	14	6	13	11	11	10

# 2015 Rose City Challenge - Boys

## Meet Results

Feb 27 - Mar 1, 2015

Rank	Num	Name	Gym							AA
11	1019	Ben Karlson	Metro Gymnastics	Diff: 13.700	13.000	12.100	12.000	12.900	11.800	
				Exec: 10.950	10.000	8.650	11.500	11.850	10.400	
				ND:						
				Final: 10.950	10.000	8.650	11.500	11.850	10.400	63.350
				Place: 16	11	15T	14*	9	10	11
12	1026	Kyle Hendren	Naydenov	Diff: 14.100	11.600	11.900	12.000	13.100	11.100	
				Exec: 12.400	9.300	8.650	11.400	9.450	9.300	
				ND:						
				Final: 12.400	9.300	8.650	11.400	9.450	9.300	60.500
				Place: 12	13	14T	16	12	13	12
13	1016	Aaron Swanson	MAC Gymnastics	Diff: 14.000	12.800	12.400	13.000	12.500	0.000	
				Exec: 13.100	10.900	11.200	12.700	12.150	0.000	
				ND:						
				Final: 13.100	10.900	11.200	12.700	12.150	0.000	60.050
				Place: 8	8	5	6	8	17*	13
14	1027	Taner Schiller	Naydenov	Diff: 13.800	11.600	12.300	12.800	12.900	11.800	
				Exec: 11.100	8.800	9.050	12.200	9.200	9.500	
				ND:						
				Final: 11.100	8.800	9.050	12.200	9.200	9.500	59.850
				Place: 15	15	13	8*	14	12	14
15	1022	Spencer Sproul	Metro Gymnastics	Diff: 12.200	11.500	11.800	12.000	0.000	0.000	
				Exec: 11.550	8.500	9.950	11.800	0.000	0.000	
				ND:						
				Final: 11.550	8.500	9.950	11.800	0.000	0.000	41.800
				Place: 14	16	11	11T	15*	15*	15
16	1020	Hunter Klein	Metro Gymnastics	Diff: 13.700	0.000	0.000	12.200	0.000	0.000	
				Exec: 12.950	0.000	0.000	11.800	0.000	0.000	
				ND:						
				Final: 12.950	0.000	0.000	11.800	0.000	0.000	24.750
				Place: 9	17	16*	12T	16*	14*	16
17	1013	Zach Ochenschlager	MAC Gymnastics	Diff: 0.000	14.800	0.000	0.000	0.000	0.000	
				Exec: 0.000	12.100	0.000	0.000	0.000	0.000	
				ND:						
				Final: 0.000	12.100	0.000	0.000	0.000	0.000	12.100
				Place: 17	3	17*	17	17*	16*	17

# 2015 Rose City Challenge - Boys

## Meet Results

Feb 27 - Mar 1, 2015







Page: 1

Printed: 2/28/2015 7:10 PM

Men / 10 / 17-18 yrs

Session: 7

Judge's Signatures

Rank	Num	Name	Gym							AA
1	1007	Garrett Dee	Danik	Diff: 15.100	14.500	14.000	14.700	14.600	14.700	
				Exec: 13.800	13.100	11.800	14.000	13.450	14.100	
				ND: _____	_____	_____	_____	_____	_____	
				Final: 13.800	13.100	11.800	14.000	13.450	14.100	80.250
				Place: 1	1	3T	2	1	1	1
2	1029	Benjamin Fisher	Oregon Gymnastics	Diff: 14.500	14.600	14.600	13.600	14.300	13.900	
				Exec: 13.500	13.000	12.850	13.000	12.550	12.600	
				ND: _____	_____	_____	_____	_____	_____	
				Final: 13.500	13.000	12.850	13.000	12.550	12.600	77.500
				Place: 3	2	1	5	4T	2	2
3	1001	Alex Dimmer	Black Hills	Diff: 14.900	14.400	13.900	14.900	14.000	13.600	
				Exec: 13.750	12.800	11.000	14.500	12.750	12.250	
				ND: _____	_____	_____	_____	_____	_____	
				Final: 13.750	12.800	11.000	14.500	12.750	12.250	77.050
				Place: 2	4T	6	1	3	4	3
4	1024	Aaron Brooks	Mid Columbia	Diff: 14.700	14.000	13.900	13.600	14.000	12.300	
				Exec: 12.950	12.700	11.750	13.200	13.150	11.300	
				ND: _____	_____	_____	_____	_____	_____	
				Final: 12.950	12.700	11.750	13.200	13.150	11.300	75.050
				Place: 6T	5	4	3	2	6	4
5	1025	Trey Davis	Mt. Baker Gymnastics	Diff: 14.400	14.300	13.700	13.200	14.000	13.500	
				Exec: 12.950	12.800	11.800	12.600	12.250	12.350	
				ND: _____	_____	_____	_____	_____	_____	
				Final: 12.950	12.800	11.800	12.600	12.250	12.350	74.750
				Place: 5T	3T	2T	7	7T	3	5
6	1030	Joshua Havelind	Oregon Gymnastics	Diff: 14.200	14.700	14.200	13.800	14.500	13.200	
				Exec: 12.950	11.500	11.350	13.100	12.550	11.650	
				ND: _____	_____	_____	_____	_____	_____	
				Final: 12.950	11.500	11.350	13.100	12.550	11.650	73.100
				Place: 4T	7	5	4	5T	5	6
7	1012	Brock Luthi	MAC Gymnastics	Diff: 13.600	12.300	12.800	12.800	13.400	12.100	
				Exec: 12.300	10.700	10.900	11.700	11.050	9.900	
				ND: _____	_____	_____	_____	_____	_____	
				Final: 12.300	10.700	10.900	11.700	11.050	9.900	66.550
				Place: 7	8	7	9	8	7	7
8	1018	Jason Davis	Metro Gymnastics	Diff: 0.000	14.200	13.200	12.800	13.300	0.000	
				Exec: 0.000	12.300	9.500	12.100	12.250	0.000	
				ND: _____	_____	_____	_____	_____	_____	
				Final: 0.000	12.300	9.500	12.100	12.250	0.000	46.150
				Place: 8*	6	8	8	6T	8*	8
9	1017	Jake Baum	Metro Gymnastics	Diff: 0.000	0.000	0.000	13.000	0.000	0.000	
				Exec: 0.000	0.000	0.000	12.700	0.000	0.000	
				ND: _____	_____	_____	_____	_____	_____	
				Final: 0.000	0.000	0.000	12.700	0.000	0.000	12.700
				Place: 9*	9	9	6	9	9*	9