

2020 RCC - Boys

Meet Results







Feb 28 - Mar 1, 2020

Page: 1
Printed: 2/29/2020 1:59 PM

Men / 8 / 12 yrs

Session: 6







Judge's Signatures

Rank	Num	Name	Gym							AA
1	8004	RJ Roberts	Metro Gymnastics	Diff: 13.300	12.200	12.200	11.600	12.700	12.700	
				Exec: 12.700	11.100	10.100	11.200	11.300	11.100	
				ND: _____	_____	_____	_____	_____	_____	
				Final: 12.700	11.100	10.100	11.200	11.300	11.100	67.500
				Place: 1	2	1	1	1	1	1
2	9062	Joey Donnelly	VEGA	Diff: 12.500	13.600	12.400	12.000	12.900	12.100	
				Exec: 10.200	11.700	9.900	10.300	10.800	10.200	
				ND: _____	_____	-0.300	_____	_____	_____	
				Final: 10.200	11.700	9.600	10.300	10.800	10.200	62.800
				Place: 2	1	2	2	2	2	2

2020 RCC - Boys

Meet Results







Feb 28 - Mar 1, 2020

Rank	Num	Name	Gym							AA
1	8003	Preston Krebsbach	Metro Gymnastics	Diff: 13.200	13.400	12.900	12.200	13.100	13.000	
				Exec: 12.000	13.000	10.000	11.400	11.600	12.300	
				ND: _____	_____	_____	_____	_____	_____	
				Final: 12.000	13.000	10.000	11.400	11.600	12.300	70.300
				Place: 1	1	4	1	1	1	1
2	7010	Peter Tangmongkolsuk	National Academy	Diff: 13.400	12.100	11.900	12.400	12.300	12.800	
				Exec: 11.600	11.200	11.200	10.100	10.100	9.900	
				ND: _____	_____	_____	_____	_____	_____	
				Final: 11.600	11.200	11.200	10.100	10.100	9.900	64.100
				Place: 2	4	1	6	3	2	2
3	9057	Karsten Vaz	Athletic Edge	Diff: 11.900	12.500	11.900	11.600	12.200	11.700	
				Exec: 9.500	11.400	10.900	10.400	10.400	8.500	
				ND: _____	_____	-0.300	_____	_____	_____	
				Final: 9.500	11.400	10.600	10.400	10.400	8.500	60.800
				Place: 6	3	3	5	2	4	3
4	8002	Zachary Miller	Oregon Olympic	Diff: 12.900	13.100	12.800	11.600	10.700	13.000	
				Exec: 10.600	12.000	9.700	11.100	8.000	9.300	
				ND: _____	_____	_____	_____	_____	_____	
				Final: 10.600	12.000	9.700	11.100	8.000	9.300	60.700
				Place: 5	2	6	2	6	3	4
5	8000	William Kono	Westside Gymnastics	Diff: 13.100	12.200	12.800	11.600	11.600	11.000	
				Exec: 11.300	9.500	10.700	11.000	9.800	7.600	
				ND: _____	_____	_____	_____	_____	_____	
				Final: 11.300	9.500	10.700	11.000	9.800	7.600	59.900
				Place: 3	6	2	3	4	5	5
6	9037	Brandon Decker	Avant Coeur	Diff: 12.500	12.700	12.200	11.800	10.900	11.500	
				Exec: 11.100	10.200	10.100	10.700	8.400	7.300	
				ND: _____	_____	-0.300	_____	_____	_____	
				Final: 11.100	10.200	9.800	10.700	8.400	7.300	57.500
				Place: 4	5	5	4	5	6	6

2020 RCC - Boys

Meet Results







Feb 28 - Mar 1, 2020

Rank	Num	Name	Gym							AA
1	9008	Boone Washburn	Oregon Olympic	Diff: 13.600	12.600	13.100	12.200	13.100	13.300	
				Exec: 12.100	11.500	10.000	11.100	11.600	11.000	
				ND: _____	_____	_____	_____	_____	_____	
				Final: 12.100	11.500	10.000	11.100	11.600	11.000	67.300
				Place: 1T	3	4	3	3	2	1
2	9001	Chase Tully	Westside Gymnastics	Diff: 13.600	12.600	13.000	12.400	13.300	12.300	
				Exec: 11.100	11.600	11.000	10.500	11.900	11.300	
				ND: _____	_____	-0.300	_____	_____	_____	
				Final: 11.100	11.600	10.700	10.500	11.900	11.300	67.100
				Place: 4T	2	2	5	1	1	2
3	9010	Robbie Hoang	Metro Gymnastics	Diff: 13.500	12.500	12.500	12.400	13.100	12.400	
				Exec: 11.900	10.400	10.200	11.700	9.600	10.900	
				ND: _____	_____	-0.300	_____	_____	_____	
				Final: 11.900	10.400	9.900	11.700	9.600	10.900	64.400
				Place: 3	4	5	1	6	3	3
4	9009	Quentin Brown	Metro Gymnastics	Diff: 13.100	10.500	13.100	12.400	13.000	11.600	
				Exec: 12.100	8.900	10.900	11.300	11.700	8.400	
				ND: _____	_____	-0.300	_____	_____	_____	
				Final: 12.100	8.900	10.600	11.300	11.700	8.400	63.000
				Place: 1T	6	3	2	2	6	4
5	9005	Samuel Stephenson	National Academy	Diff: 12.700	12.000	12.200	11.600	13.100	11.600	
				Exec: 11.000	10.300	11.200	10.600	10.900	8.900	
				ND: _____	_____	-0.300	_____	_____	_____	
				Final: 11.000	10.300	10.900	10.600	10.900	8.900	62.600
				Place: 6	5	1	4	5	5	5
6	9004	Jaxon Eastwood	National Academy	Diff: 13.100	13.100	12.700	11.600	12.700	11.600	
				Exec: 11.100	12.000	8.900	9.700	11.000	9.200	
				ND: _____	_____	-0.300	_____	_____	_____	
				Final: 11.100	12.000	8.600	9.700	11.000	9.200	61.600
				Place: 4T	1	6	6	4	4	6

2020 RCC - Boys

Meet Results







Feb 28 - Mar 1, 2020

Rank	Num	Name	Gym							AA
1	9079	Landon Woodhouse	VEGA	Diff: 13.800	12.500	12.600	12.400	12.800	12.000	
				Exec: 11.800	10.300	10.700	11.700	11.100	10.000	
				ND: _____	_____	-0.300	_____	_____	_____	
				Final: 11.800	10.300	10.400	11.700	11.100	10.000	65.300
				Place: 1	4	1T	1	2	2	1
2	9060	Ian Davis	VEGA	Diff: 13.800	12.800	13.000	12.200	13.100	12.000	
				Exec: 10.700	11.400	10.100	11.300	10.900	9.600	
				ND: _____	_____	-0.300	_____	_____	_____	
				Final: 10.700	11.400	9.800	11.300	10.900	9.600	63.700
				Place: 5	1	4	2	3T	5	2
3	9006	Alex Garza	Oregon Olympic	Diff: 13.300	12.200	12.300	12.400	13.000	12.200	
				Exec: 10.600	10.200	10.700	10.600	11.300	9.900	
				ND: _____	_____	-0.300	_____	_____	_____	
				Final: 10.600	10.200	10.400	10.600	11.300	9.900	63.000
				Place: 6	5	1T	5T	1	3T	3
4	9000	Andrew Martyn	Westside Gymnastics	Diff: 13.400	12.400	12.300	11.600	12.600	11.600	
				Exec: 11.100	11.100	10.200	10.600	10.200	9.900	
				ND: _____	_____	-0.300	_____	_____	_____	
				Final: 11.100	11.100	9.900	10.600	10.200	9.900	62.800
				Place: 3T	2	3	5T	6	3T	4
5	9071	Javi Naranjo	VEGA	Diff: 13.300	12.100	12.300	12.000	12.700	12.000	
				Exec: 11.100	9.800	9.800	11.200	10.300	10.400	
				ND: _____	_____	-0.300	_____	_____	_____	
				Final: 11.100	9.800	9.500	11.200	10.300	10.400	62.300
				Place: 3T	6	5	3	5	1	5
6	9007	Joel McLaughlin	Oregon Olympic	Diff: 13.300	11.600	12.400	11.600	13.000	11.900	
				Exec: 11.200	10.400	9.100	10.700	10.900	9.100	
				ND: _____	_____	-0.300	_____	_____	_____	
				Final: 11.200	10.400	8.800	10.700	10.900	9.100	61.100
				Place: 2	3	6	4	3T	6	6

2020 RCC - Boys

Meet Results







Feb 28 - Mar 1, 2020

Rank	Num	Name	Gym							AA
1	1016	Jax Washburn	Oregon Olympic	Diff: 14.000	13.200	13.000	12.200	13.400	12.700	
				Exec: 11.900	12.300	11.000	10.700	11.300	11.000	
				ND: _____	_____	_____	_____	_____	_____	
				Final: 11.900	12.300	11.000	10.700	11.300	11.000	68.200
				Place: 2	1*	2T	4*	3T	2	1
2	1010	Adrian Facundo	National Academy	Diff: 13.800	13.300	12.400	13.200	13.300	12.100	
				Exec: 12.100	11.500	10.800	12.000	11.300	10.500	
				ND: _____	_____	-0.300	_____	_____	_____	
				Final: 12.100	11.500	10.500	12.000	11.300	10.500	67.900
				Place: 1	5	6	2	3T	5	2
3	1014	Caleb Reese	National Academy	Diff: 13.600	13.500	12.800	12.200	13.200	12.100	
				Exec: 11.400	12.300	10.600	10.700	11.900	10.600	
				ND: _____	_____	-0.300	_____	_____	_____	
				Final: 11.400	12.300	10.300	10.700	11.900	10.600	67.200
				Place: 4T	1T	7	4*	2	3T	3
4	9061	Nathaniel Davis	VEGA	Diff: 13.800	13.200	13.400	13.200	12.500	11.500	
				Exec: 11.100	12.300	10.600	12.300	9.700	8.100	
				ND: _____	_____	_____	_____	_____	_____	
				Final: 11.100	12.300	10.600	12.300	9.700	8.100	64.100
				Place: 6	1*	5	1	9	7	4
5	1005	Drew Jackman	Westside Gymnastics	Diff: 13.600	12.800	12.700	12.200	12.700	12.500	
				Exec: 10.900	10.700	11.100	10.300	10.500	10.600	
				ND: _____	_____	-0.300	_____	_____	_____	
				Final: 10.900	10.700	10.800	10.300	10.500	10.600	63.800
				Place: 8	8	4	8	7	3T	5
6	1003	Aden Corman	Westside Gymnastics	Diff: 13.400	12.800	12.800	12.200	12.300	11.500	
				Exec: 11.400	11.200	10.500	10.400	10.800	9.000	
				ND: _____	_____	-0.300	_____	_____	_____	
				Final: 11.400	11.200	10.200	10.400	10.800	9.000	63.000
				Place: 4T	7	8	7	6	6	6
7	9050	Jesse St.Onge	Avant Coeur	Diff: 13.600	12.300	12.600	13.200	12.900	11.800	
				Exec: 11.500	10.100	11.300	11.800	11.300	4.500	
				ND: _____	_____	-0.300	_____	_____	_____	
				Final: 11.500	10.100	11.000	11.800	11.300	4.500	60.200
				Place: 3	9	2T	3	3T	8	7
8	1012	Ryan Harding	National Academy	Diff: 13.100	13.300	12.100	11.600	13.100	0.000	
				Exec: 11.000	11.300	10.000	10.700	10.100	0.000	
				ND: _____	_____	-0.300	_____	_____	_____	
				Final: 11.000	11.300	9.700	10.700	10.100	0.000	52.800
				Place: 7	6	9	4T	8	9*	8
9	1008	Luke Tully	Westside Gymnastics	Diff: 0.000	13.400	13.700	0.000	13.200	13.000	
				Exec: 0.000	12.200	12.100	0.000	12.300	11.500	
				ND: _____	_____	_____	_____	_____	_____	
				Final: 0.000	12.200	12.100	0.000	12.300	11.500	48.100
				Place: 9*	4	1	9*	1	1	9
10	1006	Erik Liang	Westside Gymnastics	Diff: 0.000	0.000	0.000	0.000	0.000	0.000	
				Exec: 0.000	0.000	0.000	0.000	0.000	0.000	
				ND: _____	_____	_____	_____	_____	_____	
				Final: 0.000	0.000	0.000	0.000	0.000	0.000	0.000
				Place: 9*	10	10	9*	10	9*	10

2020 RCC - Boys

Meet Results







Feb 28 - Mar 1, 2020

Rank	Num	Name	Gym							AA
1	1007	Sean McCann	Westside Gymnastics	Diff: 13.800	13.000	13.700	12.800	12.900	12.700	
				Exec: 11.800	11.800	11.500	12.000	11.000	11.900	
				ND: _____	_____	_____	_____	_____	_____	
				Final: 11.800	11.800	11.500	12.000	11.000	11.900	70.000
				Place: 3	3	2	3	2T	1	1
2	1013	Ethan Phan	National Academy	Diff: 13.800	14.000	13.100	14.000	14.300	13.600	
				Exec: 12.000	12.900	10.900	11.800	10.700	10.000	
				ND: _____	_____	_____	_____	_____	_____	
				Final: 12.000	12.900	10.900	11.800	10.700	10.000	68.300
				Place: 2	1	4	4	5	5	2
3	9046	Henry Pals	Avant Coeur	Diff: 14.000	12.700	13.200	13.200	13.100	12.400	
				Exec: 11.000	11.700	10.800	12.300	11.600	11.100	
				ND: _____	_____	-0.300	_____	_____	_____	
				Final: 11.000	11.700	10.500	12.300	11.600	11.100	68.200
				Place: 5	4	5T	1	1	3	3
4	1009	Zeph Thomas	Auburn Gymnastics	Diff: 13.700	12.800	12.100	13.200	13.300	12.800	
				Exec: 12.200	9.200	8.800	12.100	11.000	10.400	
				ND: _____	_____	-0.300	_____	_____	_____	
				Final: 12.200	9.200	8.500	12.100	11.000	10.400	63.400
				Place: 1	6	8	2	2T	4	4
5	9044	Kyle Morse	Avant Coeur	Diff: 13.600	12.900	12.700	12.200	12.600	11.800	
				Exec: 11.700	11.500	10.800	11.000	10.600	7.200	
				ND: _____	_____	-0.300	_____	_____	_____	
				Final: 11.700	11.500	10.500	11.000	10.600	7.200	62.500
				Place: 4	5	5T	6	6T	7	5
6	1004	Michael Hebda	Westside Gymnastics	Diff: 13.400	11.700	12.600	12.400	12.600	11.300	
				Exec: 10.600	5.800	10.700	11.200	11.000	8.400	
				ND: _____	_____	-0.300	_____	_____	_____	
				Final: 10.600	5.800	10.400	11.200	11.000	8.400	57.400
				Place: 6	7	7	5	2T	6	6
7	1011	Malakai Gaines	National Academy	Diff: 0.000	13.400	13.400	0.000	13.800	13.100	
				Exec: 0.000	12.500	11.300	0.000	10.600	11.400	
				ND: _____	_____	_____	_____	_____	_____	
				Final: 0.000	12.500	11.300	0.000	10.600	11.400	45.800
				Place: 7*	2	3	7*	6T	2	7
8	1001	Austin Kirk	MAC Gymnastics	Diff: 0.000	0.000	14.000	0.000	0.000	0.000	
				Exec: 0.000	0.000	12.800	0.000	0.000	0.000	
				ND: _____	_____	_____	_____	_____	_____	
				Final: 0.000	0.000	12.800	0.000	0.000	0.000	12.800
				Place: 7*	8*	1	7*	8*	8*	8
9	9003	Caleb Susee	Salem Gymnastics	Diff: 0.000	0.000	0.000	0.000	0.000	0.000	
				Exec: 0.000	0.000	0.000	0.000	0.000	0.000	
				ND: _____	_____	_____	_____	_____	_____	
				Final: 0.000	0.000	0.000	0.000	0.000	0.000	0.000
				Place: 7*	8*	9	7*	8*	8*	9

2020 RCC - Boys

Team Results







Feb 28 - Mar 1, 2020

Rank	Gym	Team	Score						
1	Westside Gymnastics	*	208.600	34.500 4	35.600 3	34.400 1	34.200 5	35.200 1	34.700 1
	1007 Sean McCann			11.800	11.800	11.500	12.000	11.000	11.900
	1003 Aden Corman			11.400					
	8000 William Kono			11.300			11.000		
	1008 Luke Tully				12.200	12.100		12.300	11.500
	9001 Chase Tully				11.600			11.900	11.300
	1005 Drew Jackman					10.800			
	1004 Michael Hebda						11.200		
2	National Academy	*	208.000	35.700 2	37.700 1	33.400 2	34.500 3	34.200 3T	32.500 3
	1010 Adrian Facundo			12.100			12.000	11.300	10.500
	1013 Ethan Phan			12.000	12.900	10.900	11.800		
	7010 Peter Tangmongkolsuk			11.600		11.200			
	1011 Malakai Gaines				12.500	11.300			11.400
	1014 Caleb Reese				12.300		10.700	11.900	10.600
	9004 Jaxon Eastwood							11.000	
3	Metro Gymnastics	*	205.300	36.800 1	34.500 5	30.700 6	34.400 4	34.600 2	34.300 2
	8004 RJ Roberts			12.700	11.100	10.100		11.300	11.100
	9009 Quentin Brown			12.100		10.600	11.300	11.700	
	8003 Preston Krebsbach			12.000	13.000	10.000	11.400	11.600	12.300
	9010 Robbie Hoang				10.400		11.700		10.900
4	Oregon Olympic	*	201.400	35.200 3	35.800 2	31.400 4	32.900 6	34.200 3T	31.900 4
	9008 Boone Washburn			12.100	11.500	10.000	11.100	11.600	11.000
	1016 Jax Washburn			11.900	12.300	11.000	10.700	11.300	11.000
	9007 Joel McLaughlin			11.200					
	8002 Zachary Miller				12.000		11.100		
	9006 Alex Garza					10.400		11.300	9.900
5	VEGA	*	198.900	34.000 6	35.400 4	30.800 5	35.300 1	32.800 6	30.600 5
	9079 Landon Woodhouse			11.800		10.400	11.700	11.100	10.000
	9061 Nathaniel Davis			11.100	12.300	10.600	12.300		
	9071 Javi Naranjo			11.100					10.400
	9062 Joey Donnelly				11.700			10.800	10.200
	9060 Ian Davis				11.400	9.800	11.300	10.900	

2020 RCC - Boys

Team Results

Feb 28 - Mar 1, 2020

Rank	Gym	Team	Score						
6	Avant Coeur	*	193.900	34.300	33.400	32.000	35.100	33.500	25.600
				5	6	3	2	5	6
	9044 Kyle Morse			11.700	11.500	10.500	11.000	10.600	7.200
	9050 Jesse St.Onge			11.500		11.000	11.800	11.300	
	9037 Brandon Decker			11.100	10.200				7.300
	9046 Henry Pals				11.700	10.500	12.300	11.600	11.100
7	Auburn Gymnastics	*	63.400	12.200	9.200	8.500	12.100	11.000	10.400
				7	8	9	7	7	7
	1009 Zeph Thomas			12.200	9.200	8.500	12.100	11.000	10.400
8	Athletic Edge	*	60.800	9.500	11.400	10.600	10.400	10.400	8.500
				8	7	8	8	8	8
	9057 Karsten Vaz			9.500	11.400	10.600	10.400	10.400	8.500
9	MAC Gymnastics	*	12.800	0.000	0.000	12.800	0.000	0.000	0.000
				9	9	7	9	9	9
	1001 Austin Kirk					12.800			